

## DIN Twin-contact Connectors

## XC5


### A Wide Variety of DIN Connectors That Conform to UL/CSA Standards.

- Fully preserve the characteristics of normal DIN connectors while increasing the number of terminals available.
- A wide product range to fit almost any application.
- Meeting world market needs with products ranging from one-piece connectors (card edge) to two-piece connectors.
- Use the twin-contact system for high reliability and low cost.
- Lower insertion force as a result of FEM analysis techniques.
- Mates with OMRON's XC6-series connectors.
- Conform to UL standards (file no. E103202) and CSA standards (file no. LR 62678).

**RoHS Compliant**

### ■ Ratings and Characteristics

Rated current	2 A
Rated voltage	300 VAC
Contact resistance	20 mΩ max. (at 20 mV, 100 mA max.)
Insulation resistance	10 <sup>6</sup> MΩ min. (at 100 VDC)
Dielectric strength	1,000 VAC for 1 min (leakage current: 1 mA max.)
Total insertion force	0.59 N max. per contact
Removal force	0.15 N min. (with test gauge, t = 0.56 mm)
Insertion durability	200 times
Ambient operating temperature	Operating: -55 to 125°C (with no icing)



### ■ Materials and Finish

Item		Plugs (See note 2.)	Sockets
Housings		Fiber-glass reinforced PBT resin (UL94V-0)/gray	
Contacts	Mating end	Brass/nickel base, 0.4-μm gold plating (See note 1.)	Phosphor bronze/nickel base, 0.4-μm gold plating (See note 1.)
	Terminal	Brass/nickel base, 2.0-μm tin plating	Phosphor bronze/nickel base, 2.0-μm tin plating

**Note:** 1. For non-standard plating specifications, contact your OMRON representative.  
2. Wrap terminal contacts are made from phosphor bronze.

### ■ Applicable Wrap Post Wire Sizes

AWG30, AWG28, AWG26, or AWG24  
(Solid wire: 0.25 to 0.51 mm dia.)

### ■ Wrap Post Length

3 wires

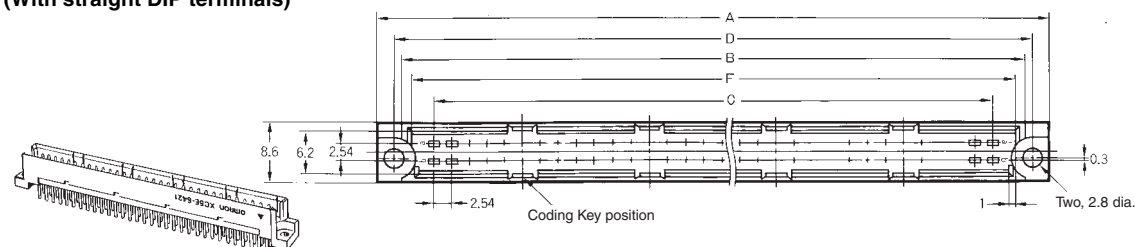
# XC5E Double-row Plugs, DIN Q-type (Reverse)

## ■ Dimensions

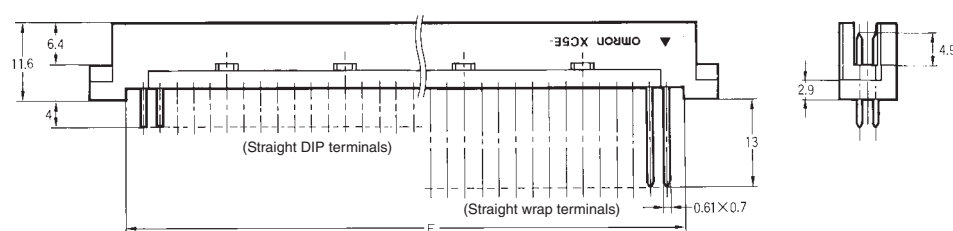
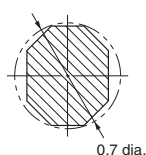
(unit: mm)

XC5E-□□21

(With straight DIP terminals)

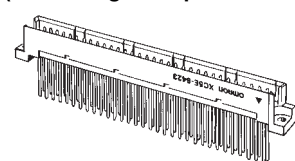


XC5E  
DIP terminal cross-section  
view

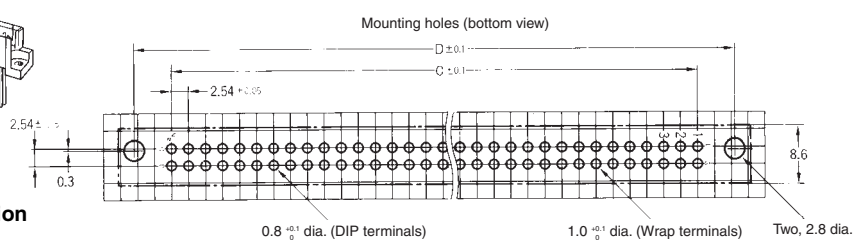
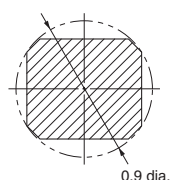


XC5E-□□23

(With straight wrap terminals)



XC5E  
Wrap terminal cross-section  
view



### Dimensions

No. of contacts	Dimensions (mm)						Coding Key positions (contact No.)
	A	B	C	D	E	F	
20	38.9	32.1	22.86	34.12	28.1	29.3	3, 8
32	54.2	47.4	38.10	49.36	43.3	44.6	5, 12
44	69.4	62.6	53.34	64.60	58.5	59.8	4, 9, 14, 19
50	77.0	70.2	60.96	72.22	66.2	67.4	5, 10, 16, 21
64	94.8	88.0	78.74	90.00	83.9	85.2	6, 13, 20, 27
100	140.5	133.7	124.46	135.72	129.7	130.9	10, 20, 31, 41

## ■ Ordering Information

No. of contacts	Terminal type	
	Straight DIP terminals	Straight wrap terminals
20*	XC5E-2021	XC5E-2023
32	XC5E-3221	XC5E-3223
44*	XC5E-4421	XC5E-4423
50*	XC5E-5021	XC5E-5023
64	XC5E-6421	XC5E-6423
100*	XC5E-0121	XC5E-0123

\*Marked items have an increased number of contacts while following DIN standards.

# Mouser Electronics

Authorized Distributor

Click to View Pricing, Inventory, Delivery & Lifecycle Information:

Omron:

[XC5E-4423](#) [XC5E-4421](#) [XC5E-2021](#) [XC5E-0121](#)