






# DIP Switch A6E/A6ER

## Box-shaped DIP Switch with Through hole Terminals

- The bottom is sealed with resin to prevent flux penetration.
- Side actuated models feature short or long actuators (levers).
- Gold-plated contacts ensure high reliability.
- RoHS Compliant



## Ordering Information

No. of poles	Quantity per Tube	Flat actuated	Raised actuator	Quantity per Tube	Side actuated (short-lever)	Side actuated (long-lever)
						
2	73	A6E-2101	A6E-2104	70	A6ER-2101	A6ER-2104
3	52	A6E-3101	A6E-3104	50	A6ER-3101	A6ER-3104
4	40	A6E-4101	A6E-4104	39	A6ER-4101	A6ER-4104
5	33	A6E-5101	A6E-5104	32	A6ER-5101	A6ER-5104
6	28	A6E-6101	A6E-6104	27	A6ER-6101	A6ER-6104
7	24	A6E-7101	A6E-7104	24	A6ER-7101	A6ER-7104
8	21	A6E-8101	A6E-8104	21	A6ER-8101	A6ER-8104
9	19	A6E-9101	A6E-9104	19	A6ER-9101	A6ER-9104
10	17	A6E-0101	A6E-0104	17	A6ER-0101	A6ER-0104

**Important Note:** Switches cannot be water-washed.

## Specifications

### ■ Characteristics

<b>Switching capacity</b>		25 mA at 24 VDC
<b>Minimum permissible load</b>		10 $\mu$ A at 3.5 VDC
<b>Contact resistance</b>		200 m $\Omega$ max.
<b>Insulation resistance</b>		100 M $\Omega$ min. (at 250 VDC)
<b>Dielectric strength</b>		500 VAC for 1 min between terminals
<b>Operating force</b>		30 to 1,000 gf (0.3 to 9.8 N)
<b>Vibration resistance</b>	<b>Malfunction durability</b>	10 to 55 Hz, 1.5-mm double amplitude
<b>Shock resistance</b>	<b>Malfunction durability</b>	300 m/s <sup>2</sup> min. (approx. 30G min.)
<b>Life expectancy</b>	<b>Mechanical</b>	1,000 operations min.
	<b>Electrical</b>	1,000 operations min.
<b>Ambient operating temperature</b>		-20°C to 70°C at 60% RH max. (with no icing or condensation)
<b>Ambient operating humidity</b>		35% to 95% (at 5 to 35°C)
<b>Weight</b>		A6E: 0.66 g (2 poles), 1.00 g (4 poles), 1.32 g (6 poles), 1.65 g (8 poles), 1.98 g (10 poles) A6ER: 1.01 g (2 poles), 1.51 g (4 poles), 2.00 g (6 poles), 2.51 g (8 poles), 3.02 g (10 poles)


**Note:** Data shown are of initial value.

# Dimensions

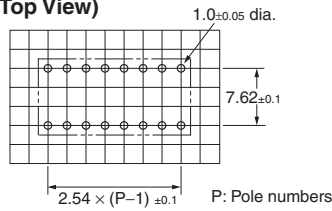
**Note:** 1. All units are in millimeters unless otherwise indicated.  
 2. Unless otherwise specified, a tolerance of  $\pm 0.4$  mm applies to all dimensions.

## Flat Actuator

A6E-□101



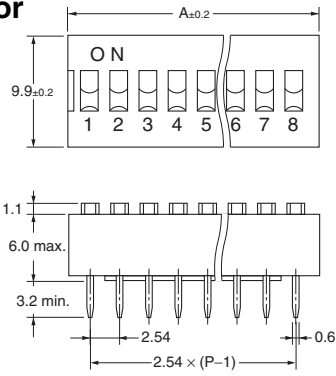

PCB Dimensions  
(Top View)



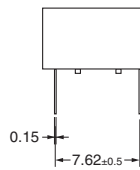
No. of poles	Model		Dimension A
	Flat Actuator	Raised Actuator	
2	A6E-2101	A6E-2104	6.64
3	A6E-3101	A6E-3104	9.18
4	A6E-4101	A6E-4104	11.72
5	A6E-5101	A6E-5104	14.26
6	A6E-6101	A6E-6104	16.80
7	A6E-7101	A6E-7104	19.34
8	A6E-8101	A6E-8104	21.88
9	A6E-9101	A6E-9104	24.42
10	A6E-0101	A6E-0104	26.96

## Raised Actuator

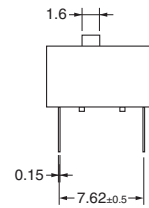
A6E-□104



Flat Actuator




Raised Actuator

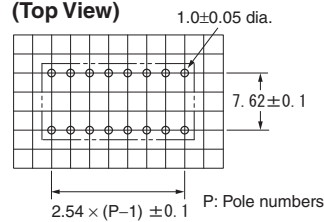


## Side Actuated (short-lever)

A6ER-□102



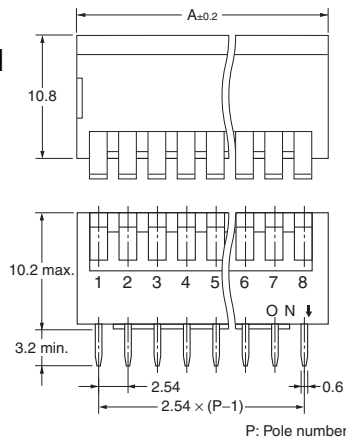

PCB Dimensions  
(Top View)



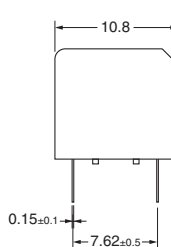
No. of poles	Model		Dimension A
	Side actuated (short-lever)	Side actuated (long-lever)	
2	A6ER-2101	A6ER-2104	6.64
3	A6ER-3101	A6ER-3104	9.18
4	A6ER-4101	A6ER-4104	11.72
5	A6ER-5101	A6ER-5104	14.26
6	A6ER-6101	A6ER-6104	16.80
7	A6ER-7101	A6ER-7104	19.34
8	A6ER-8101	A6ER-8104	21.88
9	A6ER-9101	A6ER-9104	24.42
10	A6ER-0101	A6ER-0104	26.96

## Side Actuated (long-lever)

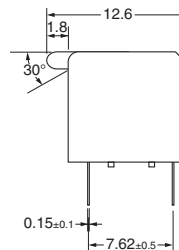
A6ER-□104



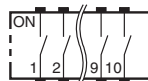
Side Actuator (short-lever)



Side Actuator (long-lever)



Internal connections  
(top view)





All sales are subject to Omron Electronic Components LLC standard terms and conditions of sale, which can be found at [http://www.components.omron.com/components/web/webfiles.nsf/sales\\_terms.html](http://www.components.omron.com/components/web/webfiles.nsf/sales_terms.html)

**ALL DIMENSIONS SHOWN ARE IN MILLIMETERS.**  
To convert millimeters into inches, multiply by 0.03937. To convert grams into ounces, multiply by 0.03527.

---

**OMRON**<sup>®</sup>

**OMRON ELECTRONIC  
COMPONENTS LLC**

55 E. Commerce Drive, Suite B  
Schaumburg, IL 60173

**847-882-2288**

**OMRON ON-LINE**

Global - <http://www.omron.com>

USA - <http://www.components.omron.com>

Cat. No. X303-E-1

11/10

Specifications subject to change without notice

Printed in USA

# Mouser Electronics

Authorized Distributor

Click to View Pricing, Inventory, Delivery & Lifecycle Information:

[Omron:](#)

[A6E-8104](#) [A6E-6101](#) [A6E-2101](#) [A6E-3101](#) [A6E-4101](#) [A6E-5101](#) [A6E-7101](#) [A6E-8101](#) [A6E-9101](#) [A6E-2104](#)  
[A6E-3104](#) [A6E-5104](#) [A6E-6104](#) [A6E-7104](#) [A6E-9104](#) [A6E-0104](#) [A6E-4104](#) [A6E-0101](#)