


Lighted Pushbutton Switch

A3A

Compact Switch Unit Allows Signal and Power Switching in the Same Model

- Capable of switching within the range 1mA 5VDC to 6A 125VAC.
- Mounting direct to PCB, or panel mounting using appropriate bezel.
- Requires only 14.5mm behind panel depth.
- Options include:
 - Round or Square
 - Momentary or Latching
 - Illuminated or Non-illuminated



Ordering Information

A3A ☐₁ –9 ☐₂ ☐₃ 1–00 ☐₄

☐ 1 Pushbutton Shape

Code	Shape
A	Square
T	Round

☐ 2 Terminals

Code	Type
0	Solder
1	PCB

☐ 3 Action

Code	Action
K	Momentary
L	Alternate

☐ 4 Pushbutton

Code	Colour Type	Type
ER	Red	Illuminated
EY	Yellow	Illuminated
EG	Green	Illuminated
L	Grey	Non-illuminated
R	Red	Non-illuminated
Y	Yellow	Non-illuminated
G	Green	Non-illuminated
A	Blue	Non-illuminated
B	Black	Non-illuminated

Specifications

■ LED Ratings

Absolute Maximum

Characteristic	Unit	Value
Reverse Voltage	V _R	4V
Forward Current	I _F	25mA
Permissible loss	P _D	70mW
Operating Temp	T _{OPR}	–20 to + 75 C
Storage Temp	T _{STO}	–30 to + 100 C

■ Contact Ratings

Voltage (V)	Current (A)			
	Resistive	Lamp	Inductive	Motor
125 AC	6	1	2	1
250 AC	2	0.5	1	0.5
8 DC	4	1	2	1
14 DC	4	1	2	1
30 DC	4	1	1.5	1
125 DC	0.4	0.05	0.4	0.05
250 DC	0.4	0.03	0.2	0.03

Note: Min. permissible load 1mA 5VDC

■ LED Ratings

Standard Ratings

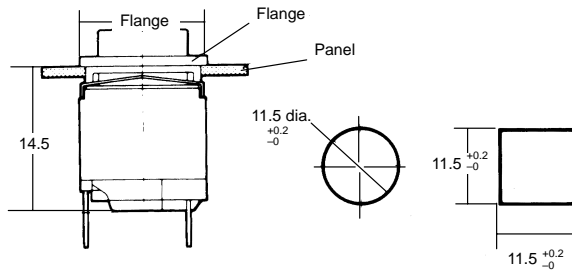
Characteristic	Unit	Condition	Typical	Max
Forward voltage	V _F	I _F = 15mA	2.05V	2.8V
Reverse current	I _R	V _R = 4V	–	100mA

■ Characteristics

Insulation resistance	100MΩ min. (at 500VDC)
Dielectric strength	600 VAC, 50/60Hz for 1 minute between terminals of same polarity 2,000VAC, 50/60Hz for 1 minute between terminals of different polarity and also between each terminal and ground
Vibration	Mechanical and malfunction durability: 10 to 55Hz, 1.5mm double amplitude
Shock	Mechanical durability: 500 m/s ² (approx. 50 G) Mechanical durability: 150 m/s ² (approx. 15 G)
Ambient temperature	Operating: -10°C to 55°C
Humidity	35 to 85% RH
Life expectancy	Mechanical: Momentary action type: 1,000,000 operations min. Alternate action type: 50,000 operations min. Electrical: 50,000 operations min.
Weight	Approx. 3.2g

Dimensions

Panel cutout
For separate mounting



* Recommended panel thickness: 1 to 1.6 mm

** Flange dimensions:

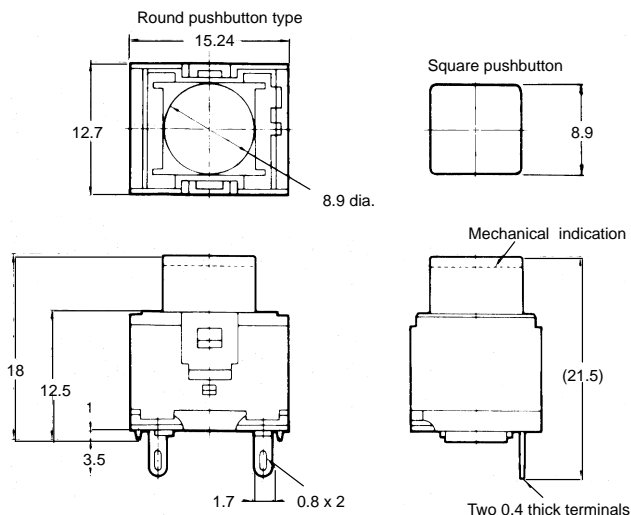
Round: 12.7 dia.

Square: □ 12.7

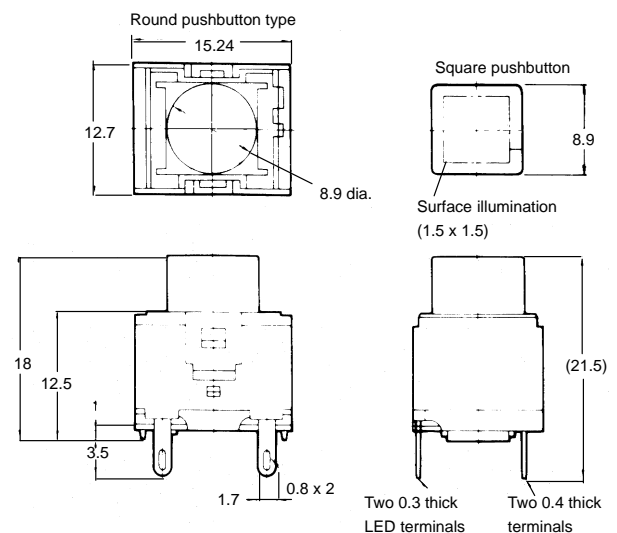
	For round pushbutton	For square pushbutton
Horizontal multiple mounting		
Vertical Multiple mounting		

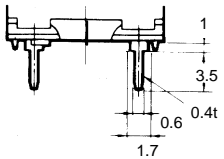
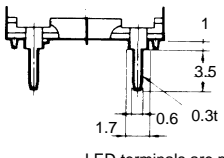
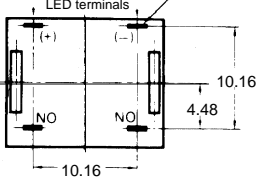
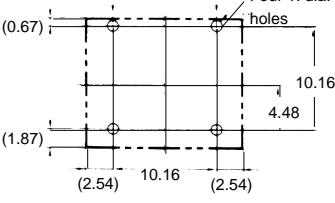
Note: 1. Unless otherwise specified, a tolerance of ± 0.2 mm applies to all dimensions.
2. The illustrations below show switches with solder terminals, without flange or leafspring.

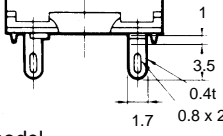
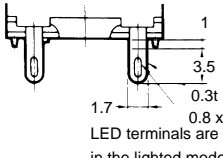
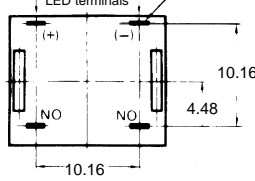
Non-lighted



Illuminated








Type	High capacity (SPST-NO)
PCB Terminals	Non-lighted model
	 <p>Dimensions: 1, 3.5, 0.6, 0.4t, 1.7</p>
	Lighted model
	 <p>Dimensions: 1, 3.5, 0.6, 0.3t, 1.7</p> <p>LED terminals are provided in the lighted models only</p>  <p>Dimensions: 10.16, 4.48, 10.16</p> <p>LED terminals (+), (-), NO, NO</p> <p>Mounting holes</p> <p>Mounting holes are provided in the lighted models only.</p>  <p>Dimensions: (0.67), (1.87), (2.54), 10.16, 4.48, (2.54)</p> <p>Four 1. dia. holes</p> <p>(bottom view)</p>

Type	High capacity (SPST-NO)
Solder terminals	Non-lighted model
	 <p>Dimensions: 1, 3.5, 0.4t, 1.7, 0.8 x 2</p>
	Lighted model
	 <p>Dimensions: 1, 3.5, 0.3t, 0.8 x 2, 1.7</p> <p>LED terminals are provided in the lighted models only</p>  <p>Dimensions: 10.16, 4.48, 10.16</p> <p>LED terminals (+), (-), NO, NO</p>

Accessories (Order Separately)

Flange (select according to colour)

Name	Shape	Classification	Model	Remarks
Flange		Flange alone	Black	A3A-251
			Light grey	A3A-252
			Black	A3A-241
			Light grey	A3A-242
		Leaf spring		A3A-200
		Flange and leaf spring (one each)	Black	A3A-221
			Light grey	A3A-222
			Black	A3A-211
Light grey			A3A-212	

Note: Switch units having solder terminals are supplied with a black flange (appropriately round or square) and a metal leaf spring, used when panel mounting.

Mouser Electronics

Authorized Distributor

Click to View Pricing, Inventory, Delivery & Lifecycle Information:

Omron:

[A3AA-90L1-00EG](#) [A3AA-91L1-00D](#) [A3A-241](#)