

Compact Rope Pull Emergency Stop Switch

- Compact size allows this switch to be used on smaller machines with a mounting width of 40 mm (1.57 in.) and covering rope spans up to 40 m (131 ft.)
- Tension indicator—the tension indicator makes the system easy to set up and to maintain the proper rope tension
- Contact arrangements of 2 N/C + 1 N/O or 3 N/C
- IP67 (NEMA 6) enclosure enables the ER5018 switch to withstand water washdown cleaning
- Heavy-duty housing—the die-cast housing and stainless steel eye nut makes the ER5018 suitable for demanding industrial applications
- Integral E-Stop—the optional E-stop provides emergency stopping at the extreme end of the installation
- Reset button—the blue reset button must be pushed in order to return to “machine run” condition following switch actuation by a pulled or slacked rope
- Vibration tolerant—the snap-acting switch contacts protect against nuisance tripping due to vibration



Conforms to IEC947-5-1, IEC947-5-5,
EN418, UL508, BS5304
UL and C-UL listed, TUV certified

G

Specifications

| Electrical | All Models |
|-----------------------------------|--|
| Contact Configurations: | 2 N/C + 1 N/O, 3 N/C |
| Safety Contacts: | 2 N/C, 3 N/C |
| Switching Ability | AC: 120 V–6 A, 240 V–3 A, Inductive DC: 24 V–2.5 A, Inductive |
| Auxiliary Contacts: | 1 N/O |
| Max Switching Current/Volt/Amp: | 240 V/720 VA |
| Minimum Current: | 5 V 5 mA DC |
| Electrical Life: | 1 x 10 ⁶ minimum |
| Mechanical | |
| Mounting: | Any position |
| Mounting Hardware: | 2 x M5 screws |
| Max Rope Span: | 40 m (131 ft.) |
| Operation Force: | < 125 N (28 lb.) |
| Tensioning Force to Run Position: | 130 N (23 lb.) typical |
| Case Material: | Die-cast aluminum alloy |
| Eye Nut Material: | Stainless steel |
| Wiring Entry: | 3 x M20 or 3 x 0.5 in. NPT |
| Weight: | 675 g (23.8 oz.) |
| Color: | Yellow |
| Mechanical Life: | 1 x 10 ⁶ minimum |
| Environmental | |
| Protection: | IP67 (NEMA 6) |
| Operating Temperature: | -25 to 80°C (-13 to 176°F) |
| Cleaning: | Water washdown |
| Compliance | |
| Standards: | IEC947-5-1, IEC947-5-5, EN418, UL508, BS5304 |
| Approvals/Listings: | CE marked for all applicable directives, UL and C-UL, TUV |

Specifications are subject to change without notice.

Note: The safety contacts of the Omron STI switches are described as normally closed (N/C)—i.e., with the rope properly tensioned and the machine able to be started.

Operation



Blue Reset Knob

A blue reset button is provided to easily return the unit back to its machine-run position after actuation.



Emergency Push Button


The emergency push button may be installed or repositioned in the field. The ER5018 has two possible mounting positions for the emergency stop button.

Installation Hardware Available



RK Rope Tension Kit

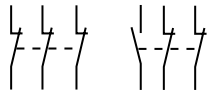
The RK Rope Tension Kit comes with all of the required hardware for most installations. A spring is required as shown in the installation example below.



Installation Hardware

Individual hardware items may be purchased for specific installation requirements.

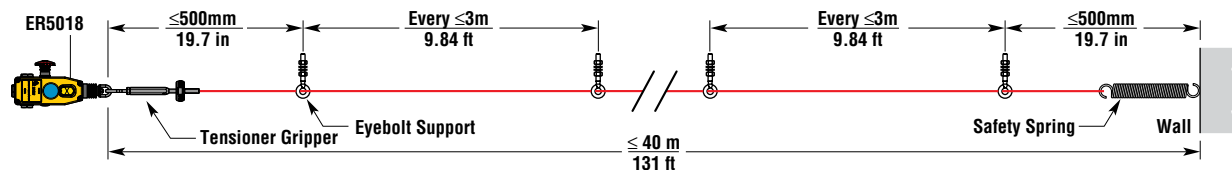
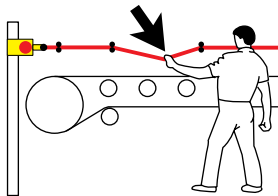
Contact Arrangements



| | 0 mm 0 in | 3.5 0.14 | 14.5 0.57 | 17.0 0.67 |
|--------------------|--------------|---------------|--------------|--------------|
| 2NC + 1NO Versions | Rope Slack | Tension Range | Rope Pulled | |
| 11/12 | | | | |
| 21/22 | | | | |
| 33/34 | | | | |
| 3NC Versions | Rope Slack | Tension Range | Rope Pulled | |
| 11/12 | | | | |
| 21/22 | | | | |
| 31/32 | | | | |

☐ Contact Open ☒ Contact Closed

Mounting Specification



Note: Some installations may require a ER5018 on each end.



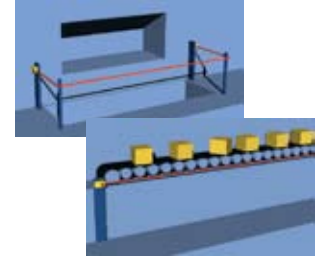
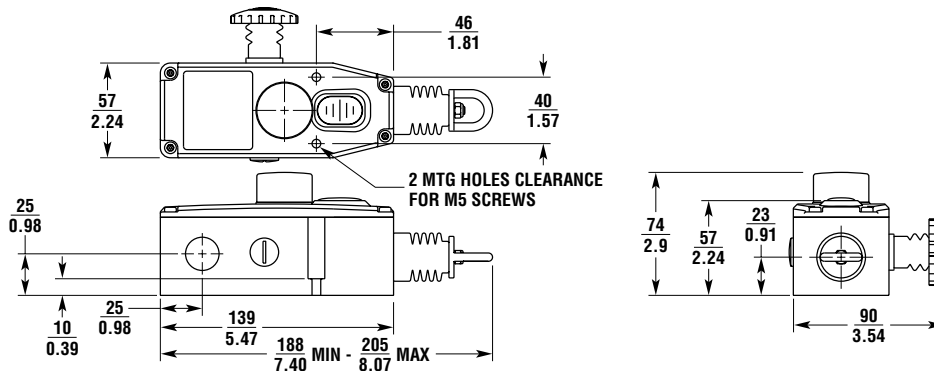
For a guide to installing, see "Proper Installation of Rope or Wire Pull Switches" in The Safety Library Section of this catalog.

Dimensions

(mm/in.)

Applications

Typical applications are on conveyor systems and across rotating machinery, and around hazardous areas.



Ordering

G

| Model | E-Stop | Contacts | Wiring Entry | Part No. |
|--------------|--------------|---------------|-----------------|------------|
| ER5018-021M | Not included | 2 N/C + 1 N/O | 3 x M20 | 44506-4010 |
| ER5018-021N | Not included | 2 N/C + 1 N/O | 3 x 1/2 in. NPT | 44506-4020 |
| ER5018-030M | Not included | 3 N/C | 3 x M20 | 44506-4030 |
| ER5018-030N | Not included | 3 N/C | 3 x 1/2 in. NPT | 44506-4040 |
| ER5018-021ME | Included | 2 N/C + 1 N/O | 3 x M20 | 44506-4110 |
| ER5018-021NE | Included | 2 N/C + 1 N/O | 3 x 1/2 in. NPT | 44506-4120 |
| ER5018-030ME | Included | 3 N/C | 3 x M20 | 44506-4130 |
| ER5018-030NE | Included | 3 N/C | 3 x 1/2 in. NPT | 44506-4140 |

| Accessories | Part No. |
|--------------------------------------|------------|
| SM06-SL400, Replacement Lid | 44506-3700 |
| RK5, 5 m Rope Kit, Stainless Steel | 44506-2705 |
| RK10, 10 m Rope Kit, Stainless Steel | 44506-2710 |
| RK15, 15 m Rope Kit, Stainless Steel | 44506-2715 |
| RK20, 20 m Rope Kit, Stainless Steel | 44506-2720 |
| RK30, 30 m Rope Kit, Stainless Steel | 44506-2730 |
| RK50, 50 m Rope Kit, Stainless Steel | 44506-2750 |
| R5M, 5 m Rope Only | 44506-3705 |
| R10M, 10 m Rope Only | 44506-3710 |
| R20M, 20 m Rope Only | 44506-3720 |
| R30M, 30 m Rope Only | 44506-3730 |
| R50M, 50 m Rope Only | 44506-3750 |
| R80M, 80 m Rope Only | 44506-3780 |
| R100M, 100 m Rope Only | 44506-3711 |
| R126M, 126 m Rope Only | 44506-3726 |

| Accessories | Part No. |
|--|------------|
| SM06-TK00, Tensioner Kit (Turnbuckle, 8 Rope Grips & 4 Thimbles) | 44506-0700 |
| SM06-TG00, Tensioner Gripper, Stainless Steel | 44506-4700 |
| SM06-EB10, Eye Bolt Stainless Steel, 8 per pack | 44506-4710 |
| SM06-EB20, Eye Bolt Stainless Steel, 8 per pack | 44506-0720 |
| SM06-DL20, Double Loop Clip, Stainless Steel, 4 per pack | 44506-4720 |
| SM06-DL21, Double Loop Clip, Galvanized, 4 per pack | 44506-4721 |
| SM06-THSS, Thimble Stainless Steel, 4 per pack | 44506-4770 |
| SM06-THGV, Thimble Galvanized, 4 per pack | 44506-4771 |
| SM06-TB30, Turnbuckle, Stainless Steel | 44506-4730 |
| SM06-TB31, Turnbuckle, Galvanized | 44506-4731 |
| SM06-SP30, Spring Stainless Steel | 44506-0730 |
| SM06-SP50, Spring, Stainless Steel | 44506-4750 |
| SM06-RPSS, Rope Pulley, Stainless Steel | 44506-4780 |
| SM06-ES60, E-Stop Mechanism | 44506-4760 |

 = Highlighted **Rapid Delivery** products are available for shipment today or within **FIVE** days.

Safety Interlock Switches

ER6022



Rope Pull Emergency Stop Switch

- Long rope spans up to 80 m (262 ft.) means fewer number of switches required per application
- Tension indicator—the tension indicator makes the system easy to set up and to maintain the proper rope tension
- Contact arrangements of 2 N/C + 1 N/O, 3 N/C + 1 N/O or 2 N/C + 2 N/O
- IP67 (NEMA 6) enclosure enables the ER6022 switch to withstand water washdown cleaning
- Reset button—the blue reset button must be pushed in order to return to “machine run” condition following switch actuation by a pulled or slacked rope
- Indicator beacon—the optional dual indicator beacon, available in 24 VDC or 120 VAC, can be wired to flash red to indicate a tripped switch or glow a constant green to indicate a properly reset switch
- E-stop button—the ER6022 has two mounting positions where the optional E-stop button may be installed; the E-stop button may be added or replaced in the field



Conforms to IEC947-5-1, IEC947-5-5, EN418, UL508, BS5304
UL and C-UL listed, TUV certified

G

Specifications

| Electrical | All Models |
|-----------------------------------|--|
| Contact Configurations: | 2 N/C + 1 N/O, 3 N/C + 1 N/O, 2 N/C + 2 N/O |
| Safety Contacts: | 2 N/C, 3 N/C |
| Switching Ability | AC: 240 V–3 A, 120 V–6 A, Inductive, DC: 24 V–2.5 A, Inductive |
| Auxiliary Contacts: | 1 N/O, 2 N/O |
| Max Switching Current/Volt/Amp: | 240 V/720 VA |
| Minimum Current: | 5 V 5 mA DC |
| Electrical Life: | 1 x 10 ⁶ minimum |
| MECHANICAL | |
| LED Indicator Beacon: | 24 VDC, 120 VAC |
| Mechanical | 1 million minimum |
| Mounting: | Any position |
| Mounting Hardware: | 4 x M5 screws |
| Max Rope Span: | 80 m (262 ft.) |
| Operation Force: | < 125 N (28 lb.) |
| Tensioning Force to Run Position: | 130 N (23 lb.) typical |
| Case Material: | Die-cast aluminum alloy |
| Eye Nut Material: | Stainless steel |
| Wiring Entry: | 3 x M20 or 3 x 0.5 in. NPT |
| Weight: | 880 g (31 oz.) |
| Color: | Yellow |
| Mechanical Life: | 1 x 10 ⁶ minimum |
| Environmental | |
| Protection: | IP67 (NEMA 6) |
| Operating Temperature: | -25 to 80°C (-13 to 176°F) |
| Cleaning: | Water washdown |
| Compliance | |
| Standards: | IEC947-5-1, IEC947-5-5, EN418, UL508, BS5304 |
| Approvals/Listings: | CE marked for all applicable directives, UL and C-UL, TUV |

Specifications are subject to change without notice.

Note: The safety contacts of the Omron STI switches are described as normally closed (N/C)—i.e., with the rope properly tensioned and the machine able to be started.

Operation



Blue Reset Knob

A blue reset button is provided to easily return the unit back to its machine-run position after actuation.



Emergency Push Button

The emergency push button may be installed or repositioned in the field. The ER6022 has two possible mounting positions for the emergency stop button.

Installation Hardware Available



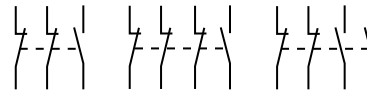
RK Rope Tension Kit

The RK Rope Tension Kit comes with all of the required hardware for most installations. A spring is required as shown in the installation example below.

Installation Hardware

Individual hardware items may be purchased for specific installation requirements.

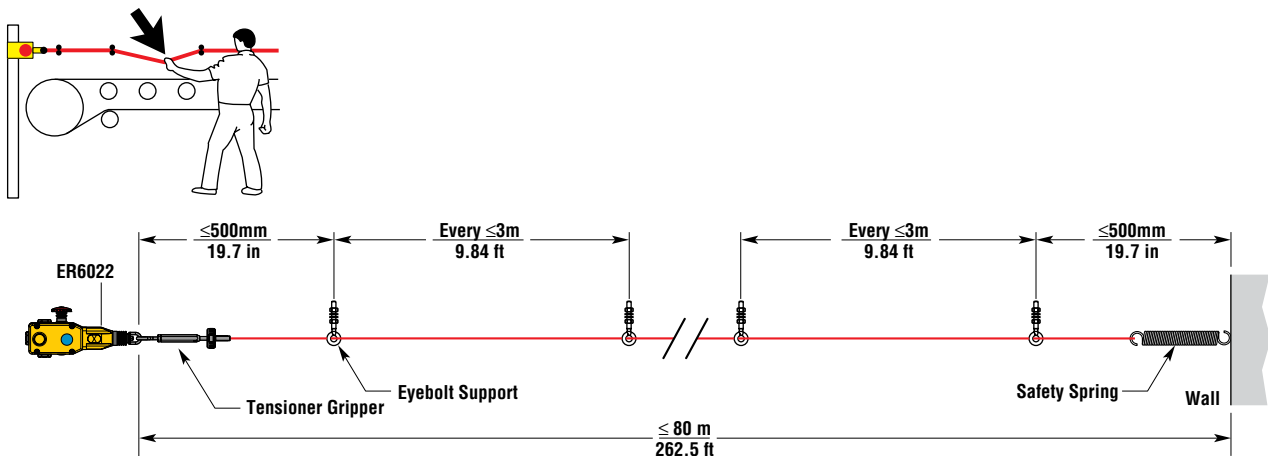
Contact Arrangements



| | 0 mm 0 in | 3.5 0.14 | 14.5 0.57 | 17.0 0.67 |
|---------------------------|-------------------|----------------------|--------------|--------------------|
| 2NC + 1NO Versions | Rope Slack | Tension Range | | Rope Pulled |
| 11/12 | | | | |
| 21/22 | | | | |
| 33/34 | | | | |
| 3NC + 1NO Versions | Rope Slack | Tension Range | | Rope Pulled |
| 11/12 | | | | |
| 21/22 | | | | |
| 33/34 | | | | |
| 43/44 | | | | |
| 2NC + 2NO Versions | Rope Slack | Tension Range | | Rope Pulled |
| 11/12 | | | | |
| 21/22 | | | | |
| 33/34 | | | | |
| 43/44 | | | | |

☐ Contact Open ☒ Contact Closed

Mounting Specification



Note: Some installations may require an ER6022 on each end.



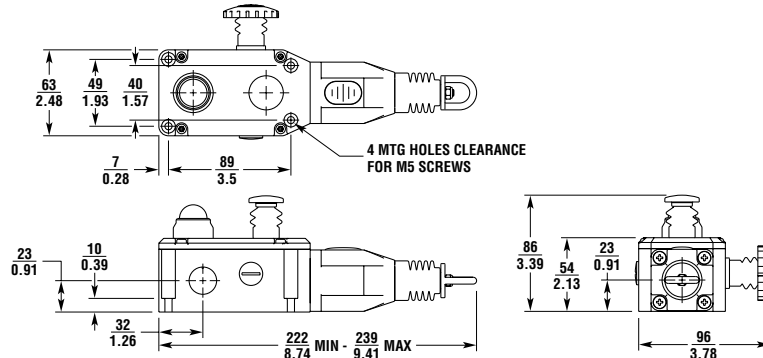
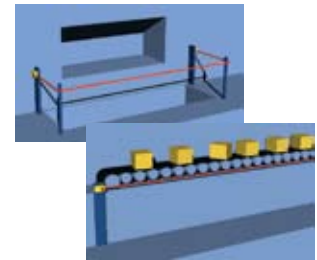
For a guide to installing, see "Proper Installation of Rope or Wire Pull Switches" in The Safety Library Section of this catalog.

Dimensions

(mm/in.)

Applications

Typical applications are on conveyor systems and across rotating machinery, and around hazardous areas.



Ordering

| Model | E-stop | Indicator Beacon | Contacts | Wiring Entry | Part No. |
|---|--------------|-------------------|---------------|-----------------|------------|
| ER Switches with 3 pole contact blocks | | | | | |
| ER6022-021M | Not included | Not included | 2 N/C + 1 N/O | 3 x M20 | 44506-5010 |
| ER6022-021N | Not included | Not included | 2 N/C + 1 N/O | 3 x 1/2 in. NPT | 44506-5020 |
| ER6022-021ME | Included | Not included | 2 N/C + 1 N/O | 3 x M20 | 44506-5210 |
| ER6022-021NE | Included | Not included | 2 N/C + 1 N/O | 3 x 1/2 in. NPT | 44506-5220 |
| ER6022-021MEL | Included | Included | 2 N/C + 1 N/O | 3 x M20 | 44506-5410 |
| ER6022-021NEL | Included | Included | 2 N/C + 1 N/O | 3 x 1/2 in. NPT | 44506-5420 |
| ER6022-021NELAC | Included | Included, 120VAC | 2 N/C + 1 N/O | 1/2" NPT | 44506-5423 |
| ER Switches with 4 pole contact blocks | | | | | |
| ER6022-031M | Not included | Not included | 3 N/C + 1 N/O | M20 | 44506-5050 |
| ER6022-031N | Not included | Not included | 3 N/C + 1 N/O | 1/2 in. NPT | 44506-5060 |
| ER6022-022M | Not included | Not included | 2 N/C + 2 N/O | M20 | 44506-5070 |
| ER6022-022N | Not included | Not included | 2 N/C + 2 N/O | 1/2 in. NPT | 44506-5080 |
| ER6022-031ML | Not included | Included, 24 VDC | 3 N/C + 1 N/O | M20 | 44506-5150 |
| ER6022-031NL | Not included | Included, 24 VDC | 3 N/C + 1 N/O | 1/2 in. NPT | 44506-5160 |
| ER6022-022ML | Not included | Included, 24 VDC | 2 N/C + 2 N/O | M20 | 44506-5170 |
| ER6022-022NL | Not included | Included, 24 VDC | 2 N/C + 2 N/O | 1/2 in. NPT | 44506-5180 |
| ER6022-031ME | Included | Not included | 3 N/C + 1 N/O | M20 | 44506-5250 |
| ER6022-031NE | Included | Not included | 3 N/C + 1 N/O | 1/2 in. NPT | 44506-5260 |
| ER6022-022ME | Included | Not included | 2 N/C + 2 N/O | M20 | 44506-5270 |
| ER6022-022NE | Included | Not included | 2 N/C + 2 N/O | 1/2 in. NPT | 44506-5280 |
| ER6022-031MEL | Included | Included, 24 VDC | 3 N/C + 1 N/O | M20 | 44506-5450 |
| ER6022-031NEL | Included | Included, 24 VDC | 3 N/C + 1 N/O | 1/2 in. NPT | 44506-5460 |
| ER6022-022MEL | Included | Included, 24 VDC | 2 N/C + 2 N/O | M20 | 44506-5470 |
| ER6022-022NEL | Included | Included, 24 VDC | 2 N/C + 2 N/O | 1/2 in. NPT | 44506-5480 |
| ER6022-031NELAC | Included | Included, 120 VAC | 3 N/C + 1 N/O | 1/2 in. NPT | 44506-5463 |
| ER6022-022NELAC | Included | Included, 120 VAC | 2 N/C + 2 N/O | 1/2 in. NPT | 44506-5483 |

| Accessories | Part No. |
|---|------------|
| SM06-SL500, Replacement Lid 24 VDC | 44506-5700 |
| SM06-SL510, Replacement Lid/LED 24 VDC | 44506-5710 |
| SM06-SL510AC, Replacement Lid/LED 120 VAC (consult factory for complete switch with 120 VAC beacon) | 44506-5711 |
| RK5, 5 m Rope Kit, Stainless Steel | 44506-2705 |
| RK10, 10 m Rope Kit, Stainless Steel | 44506-2710 |
| RK15, 15 m Rope Kit, Stainless Steel | 44506-2715 |
| RK20, 20 m Rope Kit, Stainless Steel | 44506-2720 |
| RK30, 30 m Rope Kit, Stainless Steel | 44506-2730 |
| RK50, 50 m Rope Kit, Stainless Steel | 44506-2750 |
| RK80, 80 m Rope Kit, Stainless Steel | 44506-2780 |
| R5M, 5 m Rope Only | 44506-3705 |
| R10M, 10 m Rope Only | 44506-3710 |
| R20M, 20 m Rope Only | 44506-3720 |
| R30M, 30 m Rope Only | 44506-3730 |
| R50M, 50 m Rope Only | 44506-3750 |
| R80M, 80 m Rope Only | 44506-3780 |
| R100M, 100 m Rope Only | 44506-3711 |
| R126M, 126 m Rope Only | 44506-3726 |

| Accessories | Part No. |
|--|------------|
| SM06-TK00, Tensioner Kit (Turnbuckle, 8 Rope Grips & 4 Thimbles) | 44506-0700 |
| SM06-TG00, Tensioner Gripper, Stainless Steel | 44506-4700 |
| SM06-EB10, Eye Bolt Stainless Steel, 8 per pack | 44506-4710 |
| SM06-EB20, Eye Bolt | 44506-0720 |
| SM06-DL20, Double Loop Clip, Stainless Steel, 4 per pack | 44506-4720 |
| SM06-DL21, Double Loop Clip, Galvanized, 4 per pack | 44506-4721 |
| SM06-THSS, Thimble Stainless Steel, 4 per pack | 44506-4770 |
| SM06-THGV, Thimble Galvanized, 4 per pack | 44506-4771 |
| SM06-QLSS, Quick Link Stainless Steel | 44506-4772 |
| SM06-TB30, Turnbuckle, Stainless Steel | 44506-4730 |
| SM06-TB31, Turnbuckle, Galvanized | 44506-4731 |
| SM06-SP30, Spring | 44506-0730 |
| SM06-SP50, Spring, Stainless Steel | 44506-4750 |
| SM06-RPSS, Rope Pulley, Stainless Steel | 44506-4780 |
| SM06-ES60, E-Stop Mechanism | 44506-4760 |
| SM06-LF40, Replacement LED Indicator Beacon, 24 VDC | 44506-4740 |
| SM06-LF41, Replacement LED Indicator Beacon, 120 VAC | 44506-4741 |

 = Highlighted **Rapid Delivery** products are available for shipment today or within **FIVE** days.

Safety Interlock Switches

XER6022-SS



Explosion-Proof Stainless Steel Rope Pull Emergency Stop Switch

- Long rope spans up to 100 m (328 ft.) means fewer number of switches required per application
- Tension indicator maintains the proper rope tension
- Contact arrangements of 3 N/C + 1 N/O or 2 N/C + 2 N/O
- IP67 (NEMA 6) enclosure withstands water washdown cleaning
- 316 stainless steel cast housing and stainless steel hardware
- Reset button—the blue reset button must be pushed in order to return to “machine run” condition following switch actuation by a pulled or slacked rope
- Vibration tolerant—the snap-acting switch contacts protect against nuisance tripping due to vibration
- Optional E-stop button—may be added or replaced in the field



Conforms to IEC947-5-1, IEC947-5-5,
EN418, UL508, BS5304

G

Specifications

| Electrical | XER6022-SS |
|-----------------------------------|--|
| Ex Classification: | II 2 G EEx d II C T6 |
| Certification: | PTB 00 ATEX 1093X IExU 01 ATEX 1007X |
| Contact Configurations: | 1 N/C + 1 N/O, 2 N/C |
| Safety Contacts: | 1 N/C, 2 N/C |
| Switching Ability | 250 V—3 A, 125 V—3A, Inductive 30 V—5 A, Inductive |
| Auxiliary Contacts: | 1 N/O |
| Max Switching Current/Volt/Amp: | 240 V/720 VA |
| Minimum Current: | 5 V 5 mA DC |
| Electrical Life: | 1 x 10 ⁶ minimum |
| LED Indicator Beacon: | N/A |
| Mechanical | |
| Mounting: | Any position |
| Mounting Hardware: | 4 x M5 screws |
| Max Rope Span: | 100 m (328 ft.) |
| Operation Force: | < 125 N (28 lb.) |
| Tensioning Force to Run Position: | 130 N (23 lb.) typical |
| Case Material: | 316 stainless steel casting |
| Eye Nut Material: | Stainless steel |
| Wiring Entry: | 3 m cable |
| Weight: | 1750 g (62 oz.) |
| Color: | Natural |
| Mechanical Life: | 1 x 10 ⁶ minimum |
| Environmental | |
| Protection: | IP67 (NEMA 6) |
| Operating Temperature: | -25 to 80°C (-13 to 176°F) |
| Cleaning: | Water washdown |
| Compliance | |
| Standards: | IEC947-5-1, IEC947-5-5, EN418, UL508, BS5304 |
| Approvals/Listings: | CE marked for all applicable directives (UL and C-UL pending, TUV pending) |

Specifications are subject to change without notice.

Note: The safety contacts of the Omron STI switches are described as normally closed (N/C)—i.e., with the rope properly tensioned and the machine able to be started.

Operation



Blue Reset Knob

A blue reset button is provided to easily return the unit back to its machine-run position after actuation.



Emergency Push Button

The emergency push button may be installed or repositioned in the field. The XER6022-SS has two possible mounting positions for the emergency stop button. To assure compliance with all applicable European and Canadian standards, the supplied yellow background label must be applied.

Installation Hardware Available



RK Rope Tension Kit

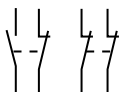
The RK Rope Tension Kit comes with all of the required hardware for most installations. A spring is required as shown in the installation example below.

Installation Hardware

Individual hardware items may be purchased for specific installation requirements.

Contact Arrangements

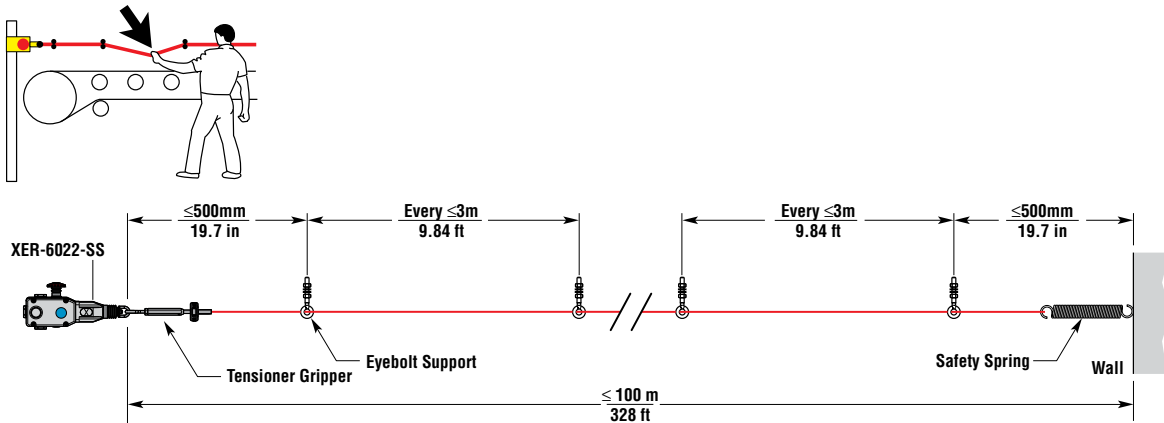
XER6022-SS



| XER6022-SS | 0 mm 0 in | 3.5 0.14 | 14.5 0.57 | 17.0 0.67 |
|---------------------|--------------|---------------|--------------|--------------|
| 2NC Versions | Rope Slack | Tension Range | Rope Pulled | |
| Brown/Blue | | | | |
| Black/Black | | | | |
| 1NC + 1 NO Versions | Rope Slack | Tension Range | Rope Pulled | |
| Brown/Blue | | | | |
| Black/Black | | | | |

☐ Contact Open ☒ Contact Closed

Mounting Specification



Note: Some installations may require a XER6022-SS on each end.

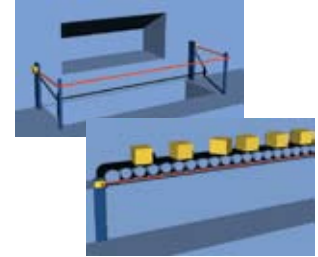
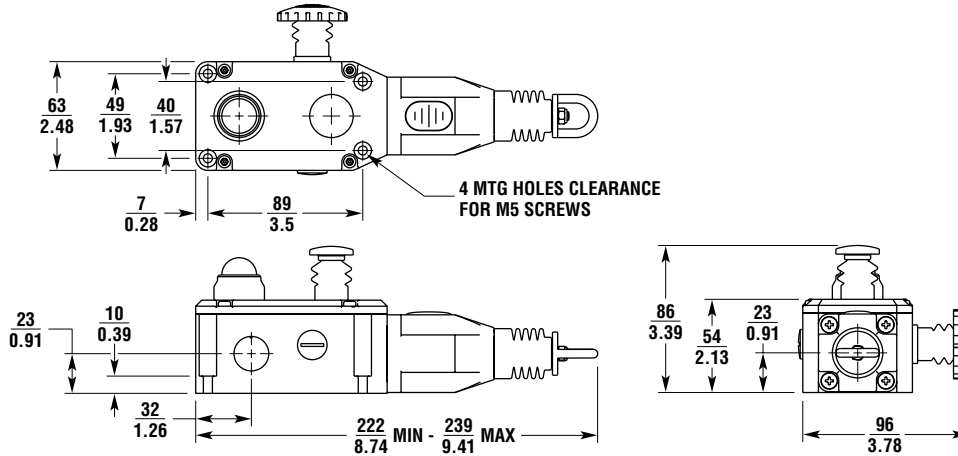
For a guide to installing, see "Proper Installation of Rope or Wire Pull Switches" in the Safety Library Section of this catalog.

Dimensions

(mm/in.)

Applications

Typical applications are on conveyor systems and across rotating machinery, and around hazardous areas.



Ordering

G

| Model | E-Stop | Indicator Beacon | Contacts | Wiring Entry | Part No. |
|-----------------|--------------|------------------|---------------|--------------|------------|
| XER6022-011C3 | Not included | N/A | 1 N/C + 1 N/O | 3 m cable | 44506-5600 |
| XER6022-011C3SS | Not included | N/A | 1 N/C + 1 N/O | 3 m cable | 44506-5610 |
| XER6022-020C3SS | Not included | N/A | 2 N/C | 3 m cable | 44506-5620 |

| Accessories | Part No. |
|--|------------|
| SM06-SLXER6022SS, Replacement Lid for ER6022-SS and XER6022-SS without LED | 44506-5730 |
| RK5, 5 m Rope Kit, Stainless Steel | 44506-2705 |
| RK10, 10 m Rope Kit, Stainless Steel | 44506-2710 |
| RK15, 15 m Rope Kit, Stainless Steel | 44506-2715 |
| RK20, 20 m Rope Kit, Stainless Steel | 44506-2720 |
| RK30, 30 m Rope Kit, Stainless Steel | 44506-2730 |
| RK50, 50 m Rope Kit, Stainless Steel | 44506-2750 |
| RK80, 80 m Rope Kit, Stainless Steel | 44506-2780 |
| R5M, 5 m Rope Only | 44506-3705 |
| R10M, 10 m Rope Only | 44506-3710 |
| R20M, 20 m Rope Only | 44506-3720 |
| R30M, 30 m Rope Only | 44506-3730 |
| R50M, 50 m Rope Only | 44506-3750 |
| R80M, 80 m Rope Only | 44506-3780 |
| R100M, 100 m Rope Only | 44506-3711 |
| R126M, 126 m Rope Only | 44506-3726 |

| Accessories | Part No. |
|---|------------|
| SM06-TK00, Tensioner Kit (Turnbuckle, 8 Rope Grips, & 4 Thimbles) | 44506-0700 |
| SM06-TG00, Tensioner Gripper, Stainless Steel | 44506-4700 |
| SM06-EB10, Eye Bolt Stainless Steel, 8 per pack | 44506-4710 |
| SM06-EB20, Eye Bolt | 44506-0720 |
| SM06-DL20, Double Loop Clip, Stainless Steel, 4 per pack | 44506-4720 |
| SM06-DL21, Double Loop Clip, Galvanized, 4 per pack | 44506-4721 |
| SM06-THSS, Thimble Stainless Steel, 4 per pack | 44506-4770 |
| SM06-THGV, Thimble Galvanized, 4 per pack | 44506-4771 |
| SM06-QLSS, Quick Link Stainless Steel | 44506-4772 |
| SM06-TB30, Turnbuckle, Stainless Steel | 44506-4730 |
| SM06-TB31, Turnbuckle, Galvanized | 44506-4731 |
| SM06-SP30, Spring | 44506-2705 |
| SM06-SP50, Spring, Stainless Steel | 44506-4750 |
| SM06-RPSS, Rope Pulley, Stainless Steel | 44506-4780 |
| SM06-ES60, E-Stop Mechanism | 44506-4760 |
| SM06-YLES, Yellow E-Stop Background Label | 44506-4791 |
| SM06-LF40, Replacement LED Indicator Beacon, 24 VDC | 44506-4740 |
| SM06-LF41, Replacement LED Indicator Beacon, 120 VAC | 44506-4741 |

 = Highlighted **Rapid Delivery** products are available for shipment today or within **FIVE** days.

Safety Interlock Switches

ER6022-SS



Stainless Steel Rope Pull Emergency Stop Switch

- Long rope spans up to 100 m (328 ft.) means fewer number of switches required per application
- Tension indicator maintains the proper rope tension
- Contact arrangements of 3 N/C + 1 N/O or 2 N/C + 2 N/O
- IP67 (NEMA 6) enclosure withstands water washdown cleaning
- 316 stainless steel cast housing and stainless steel hardware
- Reset button—the blue reset button must be pushed in order to return to “machine run” condition following switch actuation by a pulled or slacked rope
- Vibration tolerant—the snap-acting switch contacts protect against nuisance tripping due to vibration
- Indicator beacon—the dual indicator beacon is optional on the ER6022-SS; the indicator beacon can be wired to flash red to indicate a tripped switch or glow a constant green to indicate a properly reset switch
- Optional E-stop button—may be added or replaced in the field



Conforms to IEC947-5-1, IEC947-5-5,
EN418, UL508, BS5304
UL and C-UL listed, TUV certified

G

Specifications

| Electrical | ER6022-SS |
|-----------------------------------|--|
| Contact Configurations: | 3 N/C + 1 N/O, 2 N/C + 2 N/O |
| Safety Contacts: | 2 N/C, 3 N/C |
| Switching Ability | AC: 240 V–3 A, 120 V–6 A, Inductive DC: 24 V–2.5 A, Inductive |
| Auxiliary Contacts: | 1 N/O, 2 N/O |
| Max Switching Current/Volt/Amp: | 240 V/720 VA |
| Minimum Current: | 5 V 5 mA DC |
| Electrical Life: | 1 x 10 ⁶ minimum |
| LED Indicator Beacon: | 24 VDC |
| Mechanical | |
| Mounting: | Any position |
| Mounting Hardware: | 4 x M5 screws |
| Max Rope Span: | 100 m (328 ft.) |
| Operation Force: | < 125 N (28 lb.) |
| Tensioning Force to Run Position: | 130 N (23 lb.) typical |
| Case Material: | Die-cast aluminum alloy |
| Eye Nut Material: | Stainless steel |
| Wiring Entry: | 3 x M20 or 3 x 0.5 in. NPT |
| Weight: | 880 g (31 oz.) |
| Color: | Natural |
| Mechanical Life: | 1 x 10 ⁶ minimum |
| Environmental | |
| Protection: | IP67 (NEMA 6) |
| Operating Temperature: | -25 to 80°C (-13 to 176°F) |
| Cleaning: | Water washdown |
| Compliance | |
| Standards: | IEC947-5-1, IEC947-5-5, EN418, UL508, BS5304 |
| Approvals/Listings: | CE marked for all applicable directives (UL and C-UL, TUV) |

Specifications are subject to change without notice.

Note: The safety contacts of the Omron STI switches are described as normally closed (N/C)—i.e., with the rope properly tensioned and the machine able to be started.

Operation



Blue Reset Knob

A blue reset button is provided to easily return the unit back to its machine-run position after actuation.



Emergency Push Button

The emergency push button may be installed or repositioned in the field. The ER6022-SS has two possible mounting positions for the emergency stop button. To assure compliance with all applicable European and Canadian standards, the supplied yellow background label must be applied.

Installation Hardware Available



RK Rope Tension Kit

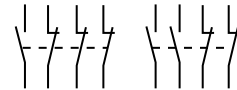
The RK Rope Tension Kit comes with all of the required hardware for most installations. A spring is required as shown in the installation example below.

Installation Hardware

Individual hardware items may be purchased for specific installation requirements.

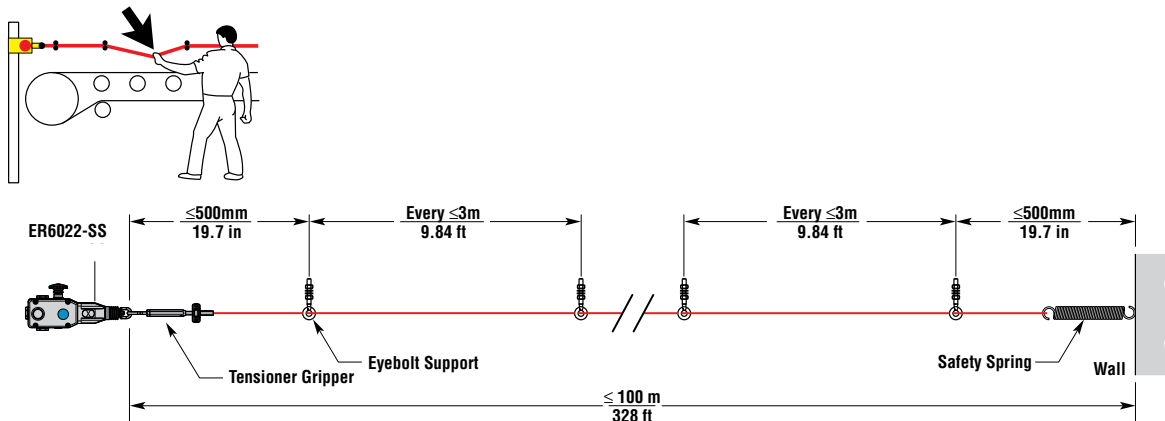
Contact Arrangements

ER6022-SS



| ER6022-SS | 0 mm 0 in | 3.5 0.14 | 14.5 0.57 | 17.0 0.67 |
|--------------------|--------------|---------------|--------------|--------------|
| 3NC + 1NO Versions | Rope Slack | Tension Range | Rope Pulled | |
| 11/12 | | | | |
| 21/22 | | | | |
| 33/34 | | | | |
| 43/44 | | | | |
| 2NC + 2NO Versions | Rope Slack | Tension Range | Rope Pulled | |
| 11/12 | | | | |
| 21/22 | | | | |
| 33/34 | | | | |
| 43/44 | | | | |

Mounting Specification



Note: Some installations may require a ER6022-SS on each end.



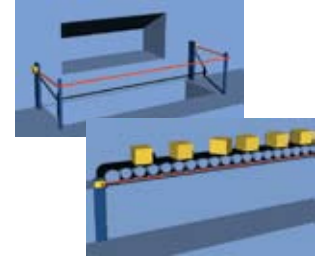
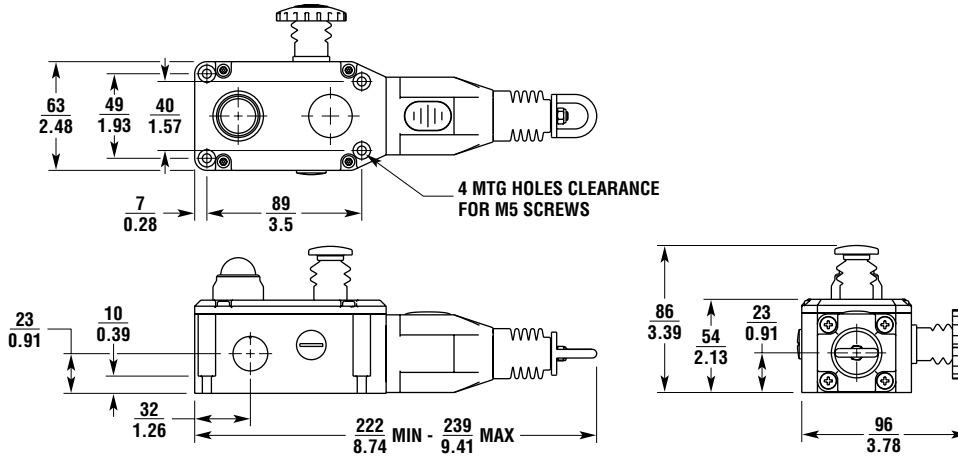
For a guide to installing, see "Proper Installation of Rope or Wire Pull Switches" in The Safety Library Section of this catalog.

Dimensions

(mm/in.)

Applications

Typical applications are on conveyor systems and across rotating machinery, and around hazardous areas.



Ordering

| Model | E-Stop | Indicator Beacon | Contacts | Wiring Entry | Part No. |
|-----------------|--------------|-------------------|---------------|-----------------|------------|
| ER6022-022MSS | Not included | Not included | 2 N/C + 2 N/O | 3 x M20 | 44506-5810 |
| ER6022-022NSS | Not included | Not included | 2 N/C + 2 N/O | 3 x 1/2 in. NPT | 44506-5820 |
| ER6022-031MSS | Not included | Not included | 3 N/C + 1 N/O | 3 x M20 | 44506-5830 |
| ER6022-031NSS | Not included | Not included | 3 N/C + 1 N/O | 3 x 1/2 in. NPT | 44506-5840 |
| ER6022-022MESS | Included | Not included | 2 N/C + 2 N/O | 3 x M20 | 44506-5850 |
| ER6022-022NESS | Included | Not included | 2 N/C + 2 N/O | 3 x 1/2 in. NPT | 44506-5860 |
| ER6022-031MESS | Included | Not included | 3 N/C + 1 N/O | 3 x M20 | 44506-5870 |
| ER6022-031NESS | Included | Not included | 3 N/C + 1 N/O | 3 x 1/2 in. NPT | 44506-5880 |
| ER6022-022MLSS | Not included | Included (24 VDC) | 2 N/C + 2 N/O | 3 x M20 | 44506-5910 |
| ER6022-022NLSS | Not included | Included (24 VDC) | 2 N/C + 2 N/O | 3 x 1/2 in. NPT | 44506-5920 |
| ER6022-031MLSS | Not included | Included (24 VDC) | 3 N/C + 1 N/O | 3 x M20 | 44506-5930 |
| ER6022-031NLSS | Not included | Included (24 VDC) | 3 N/C + 1 N/O | 3 x 1/2 in. NPT | 44506-5940 |
| ER6022-022MELSS | Included | Included (24 VDC) | 2 N/C + 2 N/O | 3 x M20 | 44506-5950 |
| ER6022-022NELSS | Included | Included (24 VDC) | 2 N/C + 2 N/O | 3 x 1/2 in. NPT | 44506-5960 |
| ER6022-031MELSS | Included | Included (24 VDC) | 3 N/C + 1 N/O | 3 x M20 | 44506-5970 |
| ER6022-031NELSS | Included | Included (24 VDC) | 3 N/C + 1 N/O | 3 x 1/2 in. NPT | 44506-5980 |

| Accessories | Part No. |
|--|------------|
| SM06-SLXER6022SS, Replacement Lid for ER6022-SS and XER6022-SS without LED | 44506-5730 |
| SM06-SLER6022LSS, Replacement Lid for ER6022-SS with LED 24 VDC | 44506-5740 |
| SM06-SLER6022LSSAC, Replacement Lid for ER6022-SS with LED 120 VAC (consult factory for complete switch with 120 VAC beacon) | 44506-5741 |
| RK5, 5 m Rope Kit, Stainless Steel | 44506-2705 |
| RK10, 10 m Rope Kit, Stainless Steel | 44506-2710 |
| RK15, 15 m Rope Kit, Stainless Steel | 44506-2715 |
| RK20, 20 m Rope Kit, Stainless Steel | 44506-2720 |
| RK30, 30 m Rope Kit, Stainless Steel | 44506-2730 |
| RK50, 50 m Rope Kit, Stainless Steel | 44506-2750 |
| RK80, 80 m Rope Kit, Stainless Steel | 44506-2780 |
| R5M, 5 m Rope Only | 44506-3705 |
| R10M, 10 m Rope Only | 44506-3710 |
| R20M, 20 m Rope Only | 44506-3720 |
| R30M, 30 m Rope Only | 44506-3730 |
| R50M, 50 m Rope Only | 44506-3750 |
| R80M, 80 m Rope Only | 44506-3780 |
| R100M, 100 m Rope Only | 44506-3711 |
| R126M, 126 m Rope Only | 44506-3726 |

| Accessories | Part No. |
|---|------------|
| SM06-TK00, Tensioner Kit (Turnbuckle, 8 Rope Grips, & 4 Thimbles) | 44506-0700 |
| SM06-TG00, Tensioner Gripper, Stainless Steel | 44506-4700 |
| SM06-EB10, Eye Bolt Stainless Steel, 8 per pack | 44506-4710 |
| SM06-EB20, Eye Bolt | 44506-0720 |
| SM06-DL20, Double Loop Clip, Stainless Steel, 4 per pack | 44506-4720 |
| SM06-DL21, Double Loop Clip, Galvanized, 4 per pack | 44506-4721 |
| SM06-THSS, Thimble Stainless Steel, 4 per pack | 44506-4770 |
| SM06-THGV, Thimble Galvanized, 4 per pack | 44506-4771 |
| SM06-QLSS, Quick Link Stainless Steel | 44506-4772 |
| SM06-TB30, Turnbuckle, Stainless Steel | 44506-4730 |
| SM06-TB31, Turnbuckle, Galvanized | 44506-4731 |
| SM06-SP30, Spring | 44506-2705 |
| SM06-SP50, Spring, Stainless Steel | 44506-4750 |
| SM06-RPSS, Rope Pulley, Stainless Steel | 44506-4780 |
| SM06-ES60, E-Stop Mechanism | 44506-4760 |
| SM06-YLES, Yellow E-Stop Background Label | 44506-4791 |
| SM06-LF40, Replacement LED Indicator Beacon, 24 VDC | 44506-4740 |
| SM06-LF41, Replacement LED Indicator Beacon, 120 VAC | 44506-4741 |

 = Highlighted **Rapid Delivery** products are available for shipment today or within **FIVE** days.

Rope Pull Emergency Stop Switch

- Long rope spans up to 200 m (656 ft.) makes this switch ideal for applications where long rope spans are required
- IP67 (NEMA 6) enclosure enables the ER1032 switch to withstand water washdown cleaning
- Integral E-stop—the E-stop button provides emergency stop-ping capability at the extreme end of the installation and is field serviceable
- Tension indicator—the tension indicator makes the system easy to set up and to maintain the proper rope tension
- 4 N/C safety contacts and 2 N/O auxiliary contacts satisfy the most demanding applications
- Vibration tolerant—the snap-acting switch contacts protect against nuisance tripping due to vibration
- Indicator beacon—the indicator beacon, available in 24 VDC or 120 VAC can be wired to flash red to indicate a tripped switch or glow a constant green to indicate a properly reset switch



G

Specifications



Conforms to IEC947-5-1, IEC947-5-5, EN418, UL508, BS5304
UL and C-UL listed, TUV certified

| Electrical | All Models |
|-----------------------------------|--|
| Contact Configurations: | 4 N/C + 2 N/O |
| Safety Contacts: | 4 N/C |
| Switching Ability | AC: 240 V–3 A, 120 V–6 A, Inductive: DC: 24 V–2.5 A, Inductive |
| Auxiliary Contacts: | 2 N/O |
| Max Switching Current/Volt/Amp: | 240 V/720 VA |
| Minimum Current: | 5 V 5 mA DC |
| Electrical Life: | 1 x 10 ⁶ minimum |
| LED Indicator Beacon | 24 VDC or 120 VAC |
| Mechanical | |
| Mounting: | Any position |
| Mounting Hardware: | 4 x M5 screws |
| Max Rope Span: | 125 m (410 ft.) |
| Operation Force: | < 125 N (28 lb.) |
| Tensioning Force to Run Position: | 130 N (23 lb.) typical |
| Case Material: | Die-cast aluminum alloy |
| Eye Nut Material: | Stainless steel |
| Wiring Entry: | 4 x M20 or 4 x 0.5 in. NPT |
| Weight: | 1320 g (42 oz.) |
| Color: | Yellow |
| Mechanical Life: | 1 x 10 ⁶ minimum |
| Environmental | |
| Protection: | IP67 (NEMA 6) |
| Operating Temperature: | -25 to 80°C (-13 to 176°F) |
| Cleaning: | Water washdown |
| Compliance | |
| Standards: | IEC947-5-1, IEC947-5-5, EN418, UL508, BS5304 |
| Approvals/Listings: | CE marked for all applicable directives, UL and C-UL, TUV |

Specifications are subject to change without notice.

Note: The safety contacts of the Omron STI switches are described as normally closed (N/C)—i.e., with the rope properly tensioned and the machine able to be started.

Operation



Blue Reset Knob

A blue reset button is provided to easily return the unit back to its machine-run position after actuation.

Installation Hardware Available



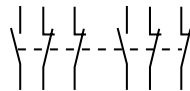
RK Rope Tension Kit

The RK Rope Tension Kit comes with all of the required hardware for most installations. A spring is required as shown in the installation example below.

Installation Hardware

Individual hardware items may be purchased for specific installation requirements.

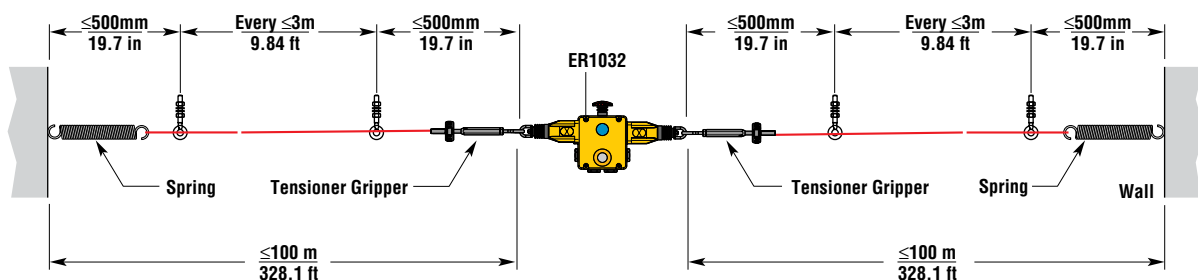
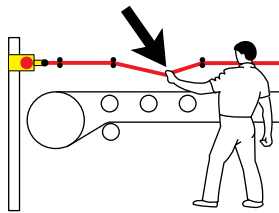
Contact Arrangements



| | 0 mm 0 in | 4.0 0.16 | 15.0 0.59 | 17.0 0.67 |
|-----------|--------------|---------------|--------------|--------------|
| 4NC + 2NO | Rope Slack | Tension Range | | Rope Pulled |
| 11/12 | | | | |
| 21/22 | | | | |
| 33/34 | | | | |
| 41/42 | | | | |
| 51/52 | | | | |
| 63/64 | | | | |

☐ Contact Open ☒ Contact Closed

Mounting Specification



Note: Some installations may require a ER1022 on each end.

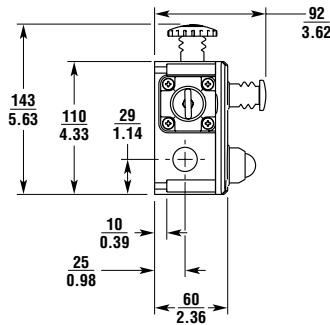
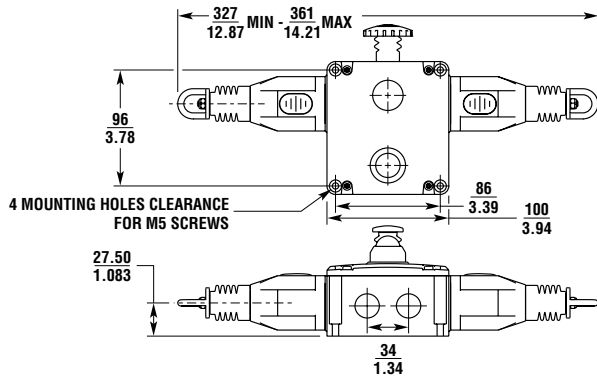


For a guide to installing, see "Proper Installation of Rope or Wire Pull Switches" in The Safety Library Section of this catalog.

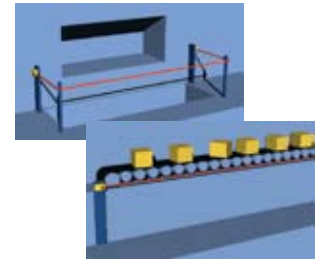
Dimensions

(mm/in.)

Applications



Typical applications are on conveyor systems and across rotating machinery, and around hazardous areas.



G

Ordering

| Model | E-Stop | Indicator Beacon | Contacts | Wiring Entry | Part No. |
|-----------------|----------|--------------------|---------------|-----------------|------------|
| ER1032-042MEL | Included | Included (24 VDC) | 4 N/C + 2 N/O | 4 x M20 | 44506-7410 |
| ER1032-042MELAC | Included | Included (120 VAC) | 4 N/C + 2 N/O | 4 x M20 | 44506-7411 |
| ER1032-042NEL | Included | Included (24 VDC) | 4 N/C + 2 N/O | 4 x 1/2 in. NPT | 44506-7420 |
| ER1032-042NELAC | Included | Included (120 VAC) | 4 N/C + 2 N/O | 4 x 1/2 in. NPT | 44506-7421 |

| Accessories | Part No. |
|--|------------|
| SM06-SL711, Replacement Lid/LED, 24 VDC | 44506-7710 |
| SM06-SL711AC, Replacement Lid/LED, 120 VAC | 44506-7711 |
| RK5, 5 m Rope Kit, Stainless Steel | 44506-2705 |
| RK10, 10 m Rope Kit, Stainless Steel | 44506-2710 |
| RK15, 15 m Rope Kit, Stainless Steel | 44506-2715 |
| RK20, 20 m Rope Kit, Stainless Steel | 44506-2720 |
| RK30, 30 m Rope Kit, Stainless Steel | 44506-2730 |
| RK50, 50 m Rope Kit, Stainless Steel | 44506-2750 |
| RK80, 80 m Rope Kit, Stainless Steel | 44506-2780 |
| RK100, 100 m Rope Kit, Stainless Steel | 44506-2711 |
| RK126, 126 m Rope Kit, Stainless Steel | 44505-2726 |
| R5M, 5 m Rope Only | 44506-3705 |
| R10M, 10 m Rope Only | 44506-3710 |
| R20M, 20 m Rope Only | 44506-3720 |
| R30M, 30 m Rope Only | 44506-3730 |
| R50M, 50 m Rope Only | 44506-3750 |
| R80M, 80 m Rope Only | 44506-3780 |
| R100M, 100 m Rope Only | 44506-3711 |
| R126M, 126 m Rope Only | 44506-3726 |

| Accessories | Part No. |
|--|------------|
| SM06-TK00, Tensioner Kit (Turnbuckle, 8 Rope Grips & 4 Thimbles) | 44506-0700 |
| SM06-TG00, Tensioner Gripper, Stainless Steel | 44506-4700 |
| SM06-EB10, Eye Bolt Stainless Steel, 8 per pack | 44506-4710 |
| SM06-EB20, Eye Bolt | 44506-0720 |
| SM06-DL20, Double Loop Clip, Stainless Steel, 4 per pack | 44506-4720 |
| SM06-DL21, Double Loop Clip, Galvanized, 4 per pack | 44506-4721 |
| SM06-THSS, Thimble Stainless Steel, 4 per pack | 44506-4770 |
| SM06-THGV, Thimble Galvanized, 4 per pack | 44506-4771 |
| SM06-TB30, Turnbuckle, Stainless Steel | 44506-4730 |
| SM06-TB31, Turnbuckle, Galvanized | 44506-4731 |
| SM06-SP30, Spring | 44506-0730 |
| SM06-SP50, Spring, Stainless Steel | 44506-4750 |
| SM06-RPSS, Rope Pulley, Stainless Steel | 44506-4780 |
| SM06-ES60, E-Stop Mechanism | 44506-4760 |
| SM06-LF40, Replacement LED Indicator Beacon, 24 VDC | 44506-4740 |
| SM06-LF41, Replacement LED Indicator Beacon, 120 VAC | 44506-4741 |

 = Highlighted **Rapid Delivery** products are available for shipment today or within **FIVE** days.

Rope Pull Emergency Stop Switch

- Long rope spans up to 125 m (410 ft.) makes this switch ideal for applications where long rope spans are required
- IP67 (NEMA 6) enclosure enables the ER1022 switch to withstand water washdown cleaning
- Integral E-stop—the E-stop button provides emergency stop-ping capability at the extreme end of the installation and is field serviceable
- Tension indicator—the tension indicator makes the system easy to set up and to maintain the proper rope tension
- 4 N/C safety contacts and 2 N/O auxiliary contacts satisfy the most demanding applications
- Vibration tolerant—the snap-acting switch contacts protect against nuisance tripping due to vibration
- Indicator beacon—the indicator beacon, available in 24 VDC or 120 VAC, can be wired to flash red to indicate a tripped switch or glow a constant green to indicate a properly reset switch



Conforms to IEC947-5-1, IEC947-5-5,
EN418, UL508, BS5304
UL and C-UL listed, TUV certified

G

Specifications

| Electrical | All Models |
|-----------------------------------|--|
| Contact Configurations: | 4 N/C + 2 N/O |
| Safety Contacts: | 4 N/C |
| Switching Ability | AC: 240 V–3 A, 120 V–6 A, Inductive; DC: 24 V–2.5 A, Inductive |
| Auxiliary Contacts: | 2 N/O |
| Max Switching Current/Volt/Amp: | 240 V/720 VA |
| Minimum Current: | 5 V 5 mA DC |
| Electrical Life: | 1 x 10 ⁶ minimum |
| LED Indicator Beacon: | 24 VDC or 120 VAC |
| Mechanical | |
| Mounting: | Any position |
| Mounting Hardware: | 4 x M5 screws |
| Max Rope Span: | 125 m (410 ft.) |
| Operation Force: | < 125 N (28 lb.) |
| Tensioning Force to Run Position: | 130 N (23 lb.) typical |
| Case Material: | Die-cast aluminum alloy |
| Eye Nut Material: | Stainless steel |
| Wiring Entry: | 4 x M20 or 3 x 0.5 in. NPT |
| Weight: | 1100 g (39 oz.) |
| Color: | Yellow |
| Mechanical Life: | 1 x 10 ⁶ minimum |
| Environmental | |
| Protection: | IP67 (NEMA 6) |
| Operating Temperature: | -25 to 80°C (-13 to 176°F) |
| Cleaning: | Water washdown |
| Compliance | |
| Standards: | IEC947-5-1, IEC947-5-5, EN418, UL508, BS5304 |
| Approvals/Listings: | CE marked for all applicable directives, UL and C-UL, TUV |

Specifications are subject to change without notice.

Note: The safety contacts of the Omron STI switches are described as normally closed (N/C)—i.e., with the rope properly tensioned and the machine able to be started.

Operation



Blue Reset Knob

A blue reset button is provided to easily return the unit back to its machine-run position after actuation.

Installation Hardware Available



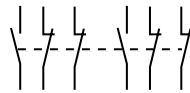
RK Rope Tension Kit

The RK Rope Tension Kit comes with all of the required hardware for most installations. A spring is required as shown in the installation example below.

Installation Hardware

Individual hardware items may be purchased for specific installation requirements.

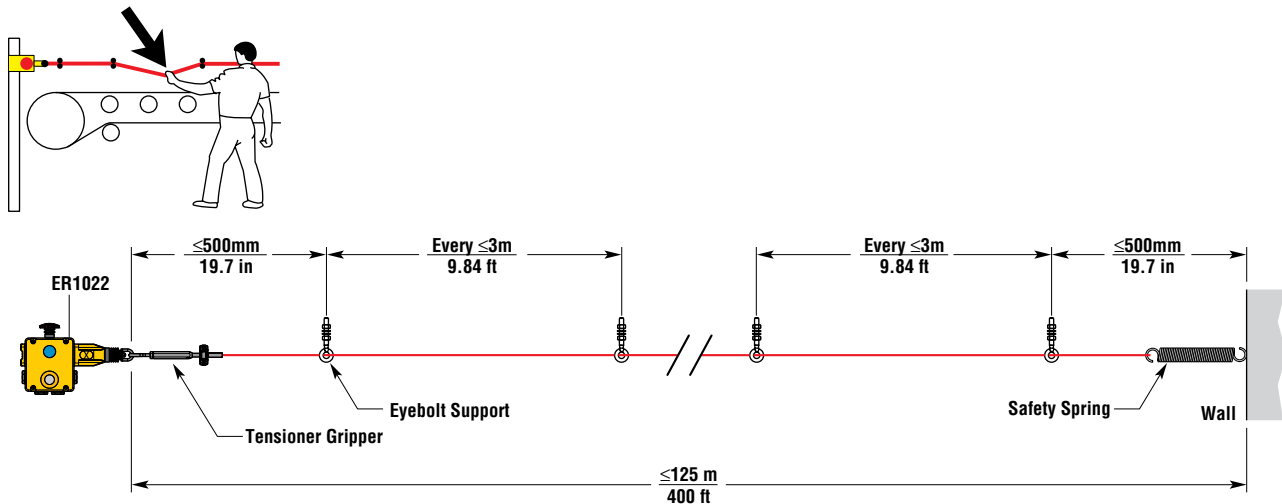
Contact Arrangements



| | 0 mm 0 in | 4.0 0.16 | 15.0 0.59 | 17.0 0.67 |
|-----------|--------------|---------------|--------------|--------------|
| 4NC + 2NO | Rope Slack | Tension Range | | Rope Pulled |
| 11/12 | | | | |
| 21/22 | | | | |
| 33/34 | | | | |
| 41/42 | | | | |
| 51/52 | | | | |
| 63/64 | | | | |

☐ Contact Open ☒ Contact Closed

Mounting Specification



Note: Some installations may require a ER1022 on each end.



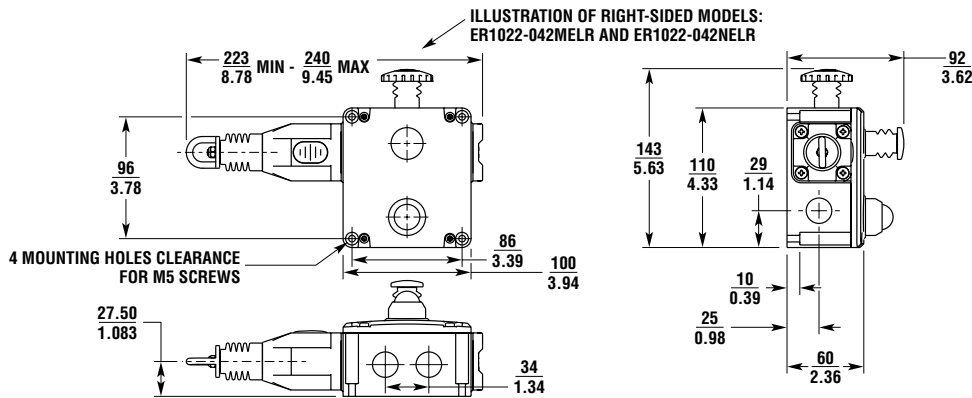
For a guide to installing, see "Proper Installation of Rope or Wire Pull Switches" in The Safety Library Section of this catalog.

Dimensions

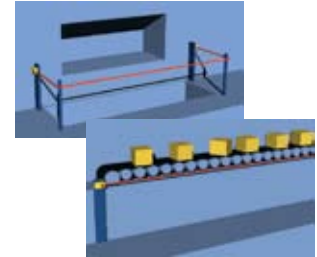
(mm/in.)

Applications

Typical applications are on conveyor systems and across rotating machinery, and around hazardous areas.



Note: The designation of the ER1022 switch as left-sided or right-sided is based upon the mounted position of the switch, in the installation.



Ordering

| Model | E-Stop | Indicator Beacon | Contacts | Wiring Entry | Part No. |
|------------------|----------|--------------------|---------------|-----------------|------------|
| ER1022-042MELL | Included | Included (24 VDC) | 4 N/C + 2 N/O | 4 x M20 | 44506-6410 |
| ER1022-042MELLAC | Included | Included (120 VAC) | 4 N/C + 2 N/O | 4 x M20 | 44506-6411 |
| ER1022-042NELL | Included | Included (24 VDC) | 4 N/C + 2 N/O | 4 x 1/2 in. NPT | 44506-6420 |
| ER1022-042NELLAC | Included | Included (120 VAC) | 4 N/C + 2 N/O | 4 x 1/2 in. NPT | 44506-6421 |
| ER1022-042MELR | Included | Included (24 VDC) | 4 N/C + 2 N/O | 4 x M20 | 44506-6510 |
| ER1022-042MELRAC | Included | Included (120 VAC) | 4 N/C + 2 N/O | 4 x M20 | 44506-6511 |
| ER1022-042NELR | Included | Included (24 VDC) | 4 N/C + 2 N/O | 4 x 1/2 in. NPT | 44506-6520 |
| ER1022-042NELRAC | Included | Included (120 VAC) | 4 N/C + 2 N/O | 4 x 1/2 in. NPT | 44506-6521 |

| Accessories | Part No. |
|--|------------|
| SM06-SL710, Replacement Lid/LED, 24 VDC | 44506-6710 |
| SM06-SL710AC, Replacement Lid/LED, 120 VAC | 44506-6711 |
| RK5, 5 m Rope Kit, Stainless Steel | 44506-2705 |
| RK10, 10 m Rope Kit, Stainless Steel | 44506-2710 |
| RK15, 15 m Rope Kit, Stainless Steel | 44506-2715 |
| RK20, 20 m Rope Kit, Stainless Steel | 44506-2720 |
| RK30, 30 m Rope Kit, Stainless Steel | 44506-2730 |
| RK50, 50 m Rope Kit, Stainless Steel | 44506-2750 |
| RK80, 80 m Rope Kit, Stainless Steel | 44506-2780 |
| RK100, 100 m Rope Kit, Stainless Steel | 44506-2711 |
| RK126, 126 m Rope Kit, Stainless Steel | 44505-2726 |
| R5M, 5 m Rope Only | 44506-3705 |
| R10M, 10 m Rope Only | 44506-3710 |
| R20M, 20 m Rope Only | 44506-3720 |
| R30M, 30 m Rope Only | 44506-3730 |
| R50M, 50 m Rope Only | 44506-3750 |
| R80M, 80 m Rope Only | 44506-3780 |
| R100M, 100 m Rope Only | 44506-3711 |
| R126M, 126 m Rope Only | 44506-3726 |

| Accessories | Part No. |
|---|------------|
| SM06-TK00, Tensioner Kit (Turnbuckle, 8 Rope Grips, & 4 Thimbles) | 44506-0700 |
| SM06-TG00, Tensioner Gripper, Stainless Steel | 44506-4700 |
| SM06-EB10, Eye Bolt Stainless Steel, 8 per pack | 44506-4710 |
| SM06-EB20, Eye Bolt | 44506-0720 |
| SM06-DL20, Double Loop Clip, Stainless Steel, 4 per pack | 44506-4720 |
| SM06-DL21, Double Loop Clip, Galvanized, 4 per pack | 44506-4721 |
| SM06-THSS, Thimble Stainless Steel, 4 per pack | 44506-4770 |
| SM06-THGV, Thimble Galvanized, 4 per pack | 44506-4771 |
| SM06-TB30, Turnbuckle, Stainless Steel | 44506-4730 |
| SM06-TB31, Turnbuckle, Galvanized | 44506-4731 |
| SM06-SP30, Spring | 44506-0730 |
| SM06-SP50, Spring, Stainless Steel | 44506-4750 |
| SM06-RPSS, Rope Pulley, Stainless Steel | 44506-4780 |
| SM06-ES60, E-Stop Mechanism | 44506-4760 |
| SM06-LF40, Replacement LED Indicator Beacon, 24 VDC | 44506-4740 |
| SM06-LF41, Replacement LED Indicator Beacon, 120 VAC | 44506-4741 |

 = Highlighted **Rapid Delivery** products are available for shipment today or within **FIVE** days.

Safety Interlock Switches

XER6022



Rope Pull Emergency Stop Switch

- Long rope spans up to 80 m (262 ft.) means fewer number of switches required per application
- Tension indicator—the tension indicator makes the system easy to set up and to maintain the proper rope tension
- Contact arrangements of 1 N/C + 1 N/O
- IP67 (NEMA 6) enclosure enables the XER6022 switch to withstand water washdown cleaning
- Heavy-duty housing—the die-cast housing and stainless steel eye nut makes the XER6022 suitable for demanding industrial applications
- Reset button—the blue reset button must be pushed in order to return to “machine run” condition following switch actuation by a pulled or slacked rope
- Long life—the XER6022 switch is designed for a minimum of one million actuations
- Vibration tolerant—the snap-acting switch contacts protect against nuisance tripping due to vibration
- E-stop button—the XER6022 has two mounting positions where the optional E-stop button may be installed; the E-stop button may be added or replaced in the field



Conforms to IEC947-5-1, IEC947-5-5, EN418, UL508, BS5304

Specifications

| Electrical | All Models | | |
|---------------------------------------|---|---------------------|-----------|
| Ex Classification: | II 2 G | EEx d II C T6 | |
| Certification: | PTB 00 ATEX 1093X | IBExU 01 ATEX 1007X | |
| Contact Configurations: | 1 N/C + 1 N/O | | |
| Safety Contacts: | 1 N/C | | |
| Rated Voltage AC15: | 400 VAC | 250 VAC | 250 VDC |
| Rated Current DC13: | 2 A AC | 4 A AC | 0.15 A DC |
| AC Ratings (Switching): | 250 V | 125 V | |
| Resistive: | 5 A | 5 A | |
| Inductive: | 3 A | 3 A | |
| DC Ratings (Switching): | 250 V | 125 V | 30 V |
| Resistive: | 0.4 A | 0.8 A | 7 A |
| Inductive: | 0.03 A | 0.06 A | 5 A |
| Electrical Life: | 1 x 10 ⁶ minimum | | |
| Mechanical | | | |
| Mounting: | Any position | | |
| Mounting Hardware: | 4 x M5 screws | | |
| Actuator Travel for Positive Opening: | See diagrams | | |
| Max Rope Span: | 80 m (262 ft.) | | |
| Operation Force: | < 125 N (28 lb.) | | |
| Tensioning Force to Run Position: | 130 N (23 lb.) typical | | |
| Case Material: | Die-cast aluminum alloy | | |
| Eye Nut Material: | Stainless steel | | |
| Wiring Entry: | 3 m cable | | |
| Weight: | 880 g (31 oz.) | | |
| Color: | Yellow | | |
| Mechanical Life: | 1 x 10 ⁶ minimum | | |
| Environmental | | | |
| Protection: | IP67 (NEMA 6) | | |
| Operating Temperature: | -25 to 80°C (-13 to 176°F) | | |
| Cleaning: | Water washdown | | |
| Compliance | | | |
| Standards: | IEC947-5, IEC947-5-5, EN418, UL508, BS5304 | | |
| Approvals/Listings: | CE marked for all applicable directives (UL and C-UL pending) | | |

Specifications are subject to change without notice.

Note: The safety contacts of the Omron STI switches are described as normally closed (N/C)—i.e., with the rope properly tensioned and the machine able to be started.

Explosion-Proof Classification

The explosion-proof models of safety interlock switches are specifically designed for potentially explosive atmospheres while retaining the features and operating characteristics of the conventional models.

A sealed flameproof contact block makes the explosion-proof interlock switches suitable for use in European Zone 1 and Zone 2 environments, which are typical of those found in the chemical and petrochemical industries. All switches are classified by the European method as EEx d II C T6. For a full explanation of the classification method, see “Hazardous Location Rating Systems for Interlock Switches” in The Safety Library Section of this catalog.

These switches are not suitable for use in atmospheres containing Group I gases, e.g., methane (firedamp).

These switches DO NOT meet all conditions of the US classification of Class I, Div 1, due to the differences between European and US classification methods. In the US and Canada, these products can be used in areas classified as Class I, Division 2 in Groups A (acetylene), B (hydrogen), C (ethylene) and D (propane).

Operation



Blue Reset Knob

A blue reset button is provided to easily return the unit back to its machine-run position after actuation.



Emergency Push Button

The emergency push button may be installed or repositioned in the field. The XER6022 has two possible mounting positions for the emergency stop button.

Installation Hardware Available



RK Rope Tension Kit

The RK Rope Tension Kit comes with all of the required hardware for most installations. A spring is required as shown in the installation example below.

Installation Hardware

Individual hardware items may be purchased for specific installation requirements.

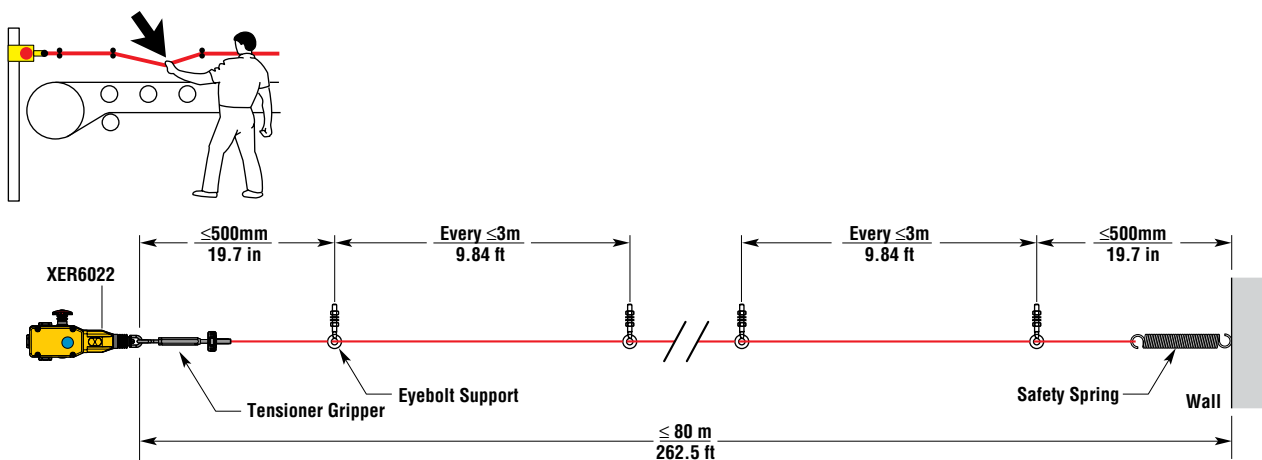
Contact Arrangements



| | 0 mm 0 in | 4.0 0.16 | 15.0 0.59 | 17.0 0.67 |
|-------------|--------------|---------------|--------------|--------------|
| | Rope Slack | Tension Range | | Rope Pulled |
| Brown/Blue | | | | |
| Black/Black | | | | |

☐ Contact Open ☒ Contact Closed

Mounting Specification



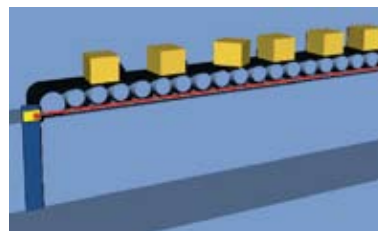
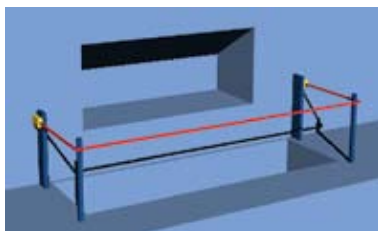
Note: Some installations may require a XER6022 on each end.



For a guide to installing, see "Proper Installation of Rope or Wire Pull Switches" in The Safety Library Section of this catalog.

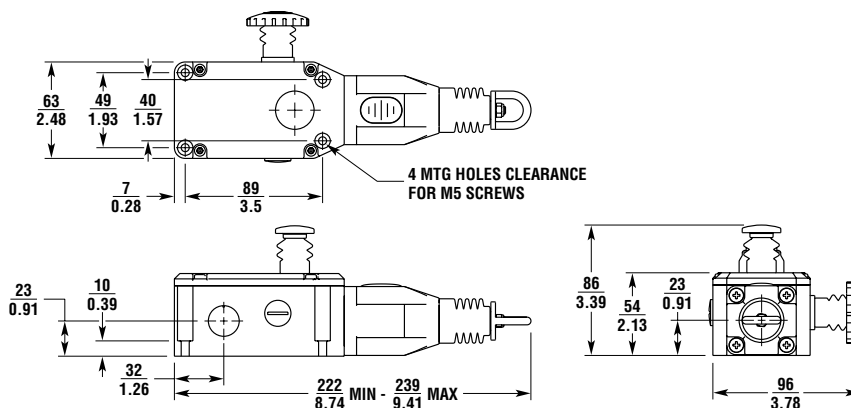
Applications

Typical applications are on conveyor systems and across rotating machinery, and around hazardous areas.



Dimensions

(mm/in.)



Ordering

| Model | E-Stop | Contacts | Wiring Entry | Part No. |
|---------------|--------------|---------------|--------------|------------|
| XER6022-011C3 | Not Included | 1 N/C + 1 N/O | 3 m cable | 44506-5600 |

| Model | Part No. |
|--------------------------------------|------------|
| SM06-SLXER6022, Replacement Lid | 44506-5720 |
| RK5, 5 m Rope Kit, Stainless Steel | 44506-2705 |
| RK10, 10 m Rope Kit, Stainless Steel | 44506-2710 |
| RK15, 15 m Rope Kit, Stainless Steel | 44506-2715 |
| RK20, 20 m Rope Kit, Stainless Steel | 44506-2720 |
| RK30, 30 m Rope Kit, Stainless Steel | 44506-2730 |
| RK50, 50 m Rope Kit, Stainless Steel | 44506-2750 |
| RK80, 80 m Rope Kit, Stainless Steel | 44506-2780 |
| R5M, 5 m Rope Only | 44506-3705 |
| R10M, 10 m Rope Only | 44506-3710 |
| R20M, 20 m Rope Only | 44506-3720 |
| R30M, 30 m Rope Only | 44506-3730 |
| R50M, 50 m Rope Only | 44506-3750 |
| R80M, 80 m Rope Only | 44506-3780 |
| R100M, 100 m Rope Only | 44506-3711 |
| R126M, 126 m Rope Only | 44506-3726 |

| Model | Part No. |
|--|------------|
| SM06-TG00, Tensioner Gripper, Stainless Steel | 44506-4700 |
| SM06-EB10, Eye Bolt Stainless Steel, 8 per pack | 44506-4710 |
| SM06-DL20, Double Loop Clip, Stainless Steel, 4 per pack | 44506-4720 |
| SM06-DL21, Double Loop Clip, Galvanized, 4 per pack | 44506-4721 |
| SM06-THSS, Thimble Stainless Steel, 4 per pack | 44506-4770 |
| SM06-THGV, Thimble Galvanized, 4 per pack | 44506-4771 |
| SM06-TB30, Turnbuckle, Stainless Steel | 44506-4730 |
| SM06-TB31, Turnbuckle, Galvanized | 44506-4731 |
| SM06-SP50, Spring, Stainless Steel | 44506-4750 |
| SM06-RPSS, Rope Pulley, Stainless Steel | 44506-4780 |
| SM06-ES60, E-Stop Mechanism | 44506-4760 |

Highlighted Rapid Delivery products are available for shipment today or within **FIVE** days.

Rope Pull Emergency Stop Switch

- Long rope spans up to 125 m (410 ft.) makes this switch ideal for applications where long rope spans are required
- Heavy-duty housing—the die-cast housing and stainless steel eye nut make the XER1022 suitable for demanding industrial applications
- IP67 (NEMA 6) enclosure enables the XER1022 switch to withstand water washdown cleaning
- Integral E-stop—the optional E-stop button provides emergency stopping capability at the extreme end of the installation and is field serviceable
- Tension indicator—the tension indicator makes the system easy to set up and to maintain the proper rope tension
- Contact arrangement of 1 N/C + 1 N/O
- Vibration tolerant—the snap-acting switch contacts protect against nuisance tripping due to vibration
- Long life—the XER1022 switch is designed for a minimum of one million actuations
- Reset button—the blue reset button must be pushed in order to return to “machine run” condition following switch actuation by a pulled or slacked rope



Conforms to IEC947-5-1, IEC947-5-5, EN418, UL508, BS5304

Specifications

| Electrical | All Models | | |
|---------------------------------------|---|---------|-----------|
| Ex Classification: | II 2 G EEx d II C T6 | | |
| Certification: | PTB 00 ATEX 1093X IBE XU 01 ATEX 1007X | | |
| Contact Configurations: | 1 N/C + 1 N/O | | |
| Safety Contacts: | 1 N/C | | |
| Rated Voltage AC15: | 400 VAC | 250 VAC | 250 VDC |
| Rated Current DC13: | 2 A AC | 4 A AC | 0.15 A DC |
| AC Ratings (Switching): | 250 V | 125 V | |
| | 5 A | 5 A | |
| | 3 A | 3 A | |
| DC Ratings (Switching): | 250 V | 125 V | 30 V |
| | 0.4 A | 0.8 A | 7 A |
| | 0.03 A | 0.06 A | 5 A |
| Electrical Life: | 1 x 10 ⁶ minimum | | |
| Mechanical | | | |
| Mounting: | Any position | | |
| Mounting Hardware: | 4 x M5 screws | | |
| Actuator Travel for Positive Opening: | See diagrams | | |
| Max Rope Span: | 125 m (410 ft.) | | |
| Operation Force: | < 125 N (28 lb.) | | |
| Tensioning Force to Run Position: | 130 N (23 lb.) typical | | |
| Case Material: | Die-cast aluminum alloy | | |
| Eye Nut Material: | Stainless steel | | |
| Wiring Entry: | 3 m cable | | |
| Weight: | 1100 g (39 oz.) | | |
| Color: | Yellow | | |
| Mechanical Life: | 1 x 10 ⁶ minimum | | |
| Environmental | | | |
| Protection: | IP67 (NEMA 6) | | |
| Operating Temperature: | -25 to 80°C (-13 to 176°F) | | |
| Cleaning: | Water washdown | | |
| Compliance | | | |
| Standards: | IEC947-5-1, IEC947-5-5, EN418, UL508, BS5304 | | |
| Approvals/Listings: | CE marked for all applicable directives (UL and C-UL pending) | | |

Specifications are subject to change without notice.

Note: The safety contacts of the Omron STI switches are described as normally closed (N/C)—i.e., with the rope properly tensioned and the machine able to be started.

Explosion-Proof Classification

The explosion-proof models of safety interlock switches are specifically designed for potentially explosive atmospheres while retaining the features and operating characteristics of the conventional models.

A sealed flameproof contact block makes the explosion-proof interlock switches suitable for use in European Zone 1 and Zone 2 environments, which are typical of those found in the chemical and petrochemical industries. All switches are classified by the European method as EEx d II C T6. For a full explanation of the classification method, see “Hazardous Location Rating Systems for Interlock Switches” in The Safety Library Section of this catalog.

These switches are not suitable for use in atmospheres containing Group I gases, e.g., methane (firedamp).

These switches DO NOT meet all conditions of the US classification of Class I, Div 1, due to the differences between European and US classification methods. In the US and Canada, these products can be used in areas classified as Class I, Division 2 in Groups A (acetylene), B (hydrogen), C (ethylene) and D (propane).

Operation



Blue Reset Knob
A blue reset button is provided to easily return the unit back to its machine-run position after actuation.

Installation Hardware Available



RK Rope Tension Kit
The RK Rope Tension Kit comes with all of the required hardware for most installations. A spring is required as shown in the installation example below.

Installation Hardware
Individual hardware items may be purchased for specific installation requirements.

Contact Arrangements

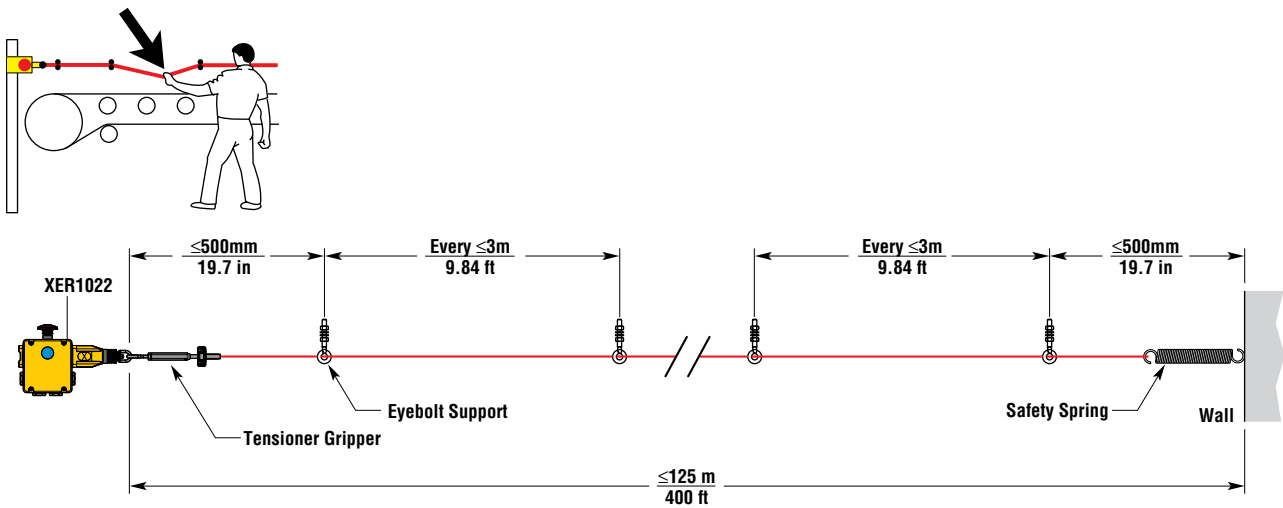


| | 0 mm 0 in | 4.0 0.16 | 15.0 0.59 | 17.0 0.67 |
|---------------------------|--------------|---------------|--------------|--------------|
| | Rope Slack | Tension Range | | Rope Pulled |
| Brown/Blue Black/Black | | | | |

☐ Contact Open ☒ Contact Closed

G

Mounting Specification

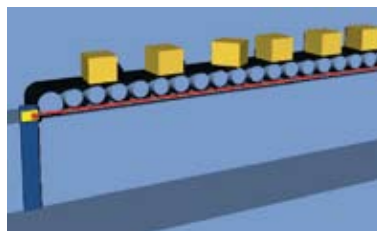
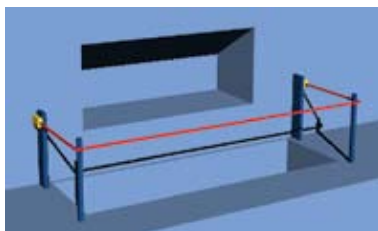


Note: Some installations may require a XER1022 on each end.

For a guide to installing, see "Proper Installation of Rope or Wire Pull Switches" in The Safety Library Section of this catalog.

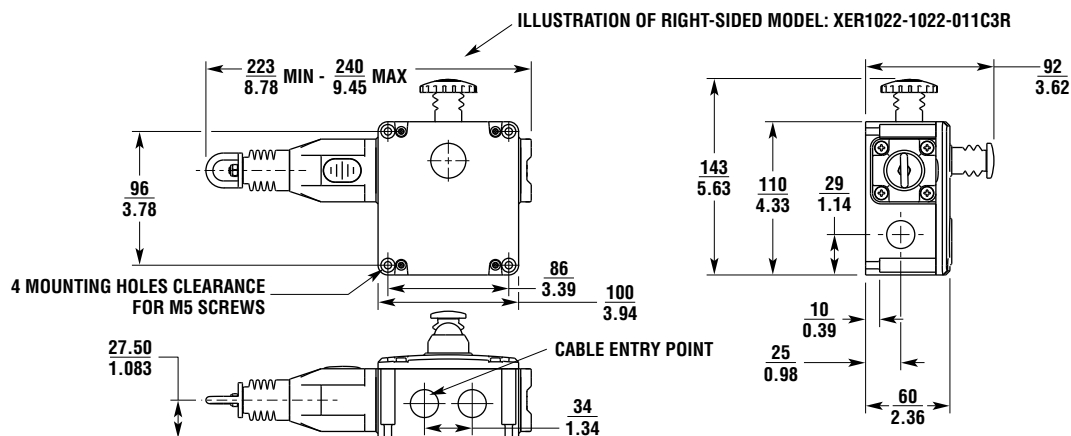
Applications

Typical applications are on conveyor systems and across rotating machinery, and around hazardous areas.



Dimensions

(mm/in.)



Ordering

| Model | E-Stop | Contacts | Wiring Entry | Part No. |
|----------------|--------------|---------------|--------------|------------|
| XER1022-011C3L | Not Included | 1 N/C + 1 N/O | 3 m cable | 44506-6600 |
| XER1022-011C3R | Not Included | 1 N/C + 1 N/O | 3 m cable | 44506-6610 |

| Model | Part No. |
|--|------------|
| SM06-SLXER22, Replacement Lid/LED | 44506-6720 |
| RK5, 5 m Rope Kit, Stainless Steel | 44506-2705 |
| RK10, 10 m Rope Kit, Stainless Steel | 44506-2710 |
| RK15, 15 m Rope Kit, Stainless Steel | 44506-2715 |
| RK20, 20 m Rope Kit, Stainless Steel | 44506-2720 |
| RK30, 30 m Rope Kit, Stainless Steel | 44506-2730 |
| RK50, 50 m Rope Kit, Stainless Steel | 44506-2750 |
| RK80, 80 m Rope Kit, Stainless Steel | 44506-2780 |
| RK100, 100 m Rope Kit, Stainless Steel | 44506-2711 |
| RK126, 126 m Rope Kit, Stainless Steel | 44505-2726 |
| R5M, 5 m Rope Only | 44506-3705 |
| R10M, 10 m Rope Only | 44506-3710 |
| R20M, 20 m Rope Only | 44506-3720 |
| R30M, 30 m Rope Only | 44506-3730 |
| R50M, 50 m Rope Only | 44506-3750 |
| R80M, 80 m Rope Only | 44506-3780 |
| R100M, 100 m Rope Only | 44506-3711 |
| R126M, 126 m Rope Only | 44506-3726 |

| Model | Part No. |
|--|------------|
| SM06-TG00, Tensioner Gripper, Stainless Steel | 44506-4700 |
| SM06-EB10, Eye Bolt Stainless Steel, 8 per pack | 44506-4710 |
| SM06-DL20, Double Loop Clip, Stainless Steel, 4 per pack | 44506-4720 |
| SM06-DL21, Double Loop Clip, Galvanized, 4 per pack | 44506-4721 |
| SM06-THSS, Thimble Stainless Steel, 4 per pack | 44506-4770 |
| SM06-THGV, Thimble Galvanized, 4 per pack | 44506-4771 |
| SM06-TB30, Turnbuckle, Stainless Steel | 44506-4730 |
| SM06-TB31, Turnbuckle, Galvanized | 44506-4731 |
| SM06-SP50, Spring, Stainless Steel | 44506-4750 |
| SM06-RPSS, Rope Pulley, Stainless Steel | 44506-4780 |
| SM06-ES60, E-Stop Mechanism | 44506-4760 |

 = Highlighted **Rapid Delivery** products are available for shipment today or within **FIVE** days.

Mouser Electronics

Authorized Distributor

Click to View Pricing, Inventory, Delivery & Lifecycle Information:

[Omron:](#)

[44506-7411](#)