


Slide DIP Switch

A6T

Standard Through-hole Mounting Slide DIP Switches



- Gold-plated twin contacts ensure high reliability.
- Washable, with seal tape available.
- Models with from 1 to 10 poles meet wide needs.

RoHS Compliant



List of Models

Tube packaging

Type		Flat actuator		Raised actuator
		Standard	With seal tape	
				
No. of poles	Quantity per tube			
1	130	A6T-1101	A6T-1102	A6T-1104
2	76	A6T-2101	A6T-2102	A6T-2104
3	55	A6T-3101	A6T-3102	A6T-3104
4	42	A6T-4101	A6T-4102	A6T-4104
5	35	A6T-5101	A6T-5102	A6T-5104
6	28	A6T-6101	A6T-6102	A6T-6104
7	25	A6T-7101	A6T-7102	A6T-7104
8	22	A6T-8101	A6T-8102	A6T-8104
9	20	A6T-9101	A6T-9102	A6T-9104
10	18	A6T-0101	A6T-0102	A6T-0104

Note: Order in multiples of the package quantity.

Ratings/Characteristics

Rating (resistive load)		25 mA at 24 VDC 10 μ A (minimum current) at 3.5 VDC
Ambient operating temperature		-20 to +70°C at 60% max. (with no icing or condensation)
Ambient operating humidity		35% to 95% (at +5 to +35°C)
Insulation resistance		100 M Ω min. (at 250 VDC with insulation tester)
Contact resistance (initial value)		200 m Ω max.
Dielectric strength	Between terminals	500 VAC for 1 min
Vibration resistance	Malfunction	10 to 55 Hz, 1.5-mm double amplitude
Shock resistance	Malfunction	300 m/s ² min.
Durability	Electrical	1,000 operations min.
Washing		Standard models: Not possible, Models with seal tape: Possible, Models with raised actuators: Not possible
Degree of protection		IEC IP40
Operating force		0.29 to 9.8 N {30 to 1,000 gf}
Weight		0.26 g (2 poles), 0.44 g (4 poles), 0.62 g (6 poles), 0.79 g (8 poles), 0.96 g (10 poles)

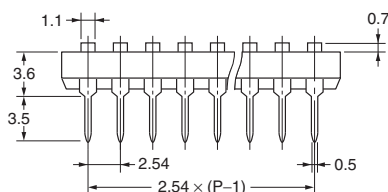

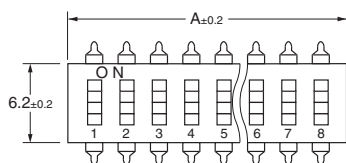

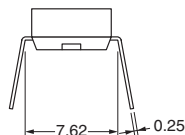
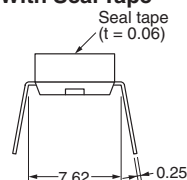
■Dimensions (Unit: mm)

● Flat Actuator

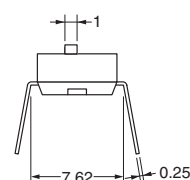
Standard/With Seal Tape

A6T-□101

A6T-□102


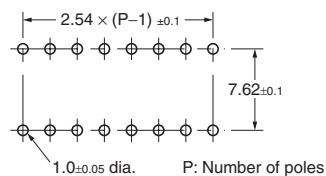
Flat Actuator
StandardFlat Actuator
With Seal Tape

Raised Actuator



● Raised Actuator

A6T-□104

PCB Dimensions (Reference)
(Top View)

No. of poles	Model			Dimension A
	Flat Actuator		Raised Actuator	
	Standard	With Seal Tape		
1	A6T-1101	A6T-1102	A6T-1104	3.48
2	A6T-2101	A6T-2102	A6T-2104	6.02
3	A6T-3101	A6T-3102	A6T-3104	8.56
4	A6T-4101	A6T-4102	A6T-4104	11.10
5	A6T-5101	A6T-5102	A6T-5104	13.64
6	A6T-6101	A6T-6102	A6T-6104	16.18
7	A6T-7101	A6T-7102	A6T-7104	18.72
8	A6T-8101	A6T-8102	A6T-8104	21.26
9	A6T-9101	A6T-9102	A6T-9104	23.80
10	A6T-0101	A6T-0102	A6T-0104	26.34

Note: Unless otherwise specified, a tolerance of ± 0.4 mm applies to all dimensions.

■Internal Connections

Contact Form (Top View)



■Precautions

Be sure to read the Safety precautions common to all DIP Switches for correct use.

- Application examples provided in this document are for reference only. In actual applications, confirm equipment functions and safety before using the product.
- Consult your OMRON representative before using the product under conditions which are not described in the manual or applying the product to nuclear control systems, railroad systems, aviation systems, vehicles, combustion systems, medical equipment, amusement machines, safety equipment, and other systems or equipment that may have a serious influence on lives and property if used improperly. Make sure that the ratings and performance characteristics of the product provide a margin of safety for the system or equipment, and be sure to provide the system or equipment with double safety mechanisms.

Note: Do not use this document to operate the Unit.

OMRON Corporation
Electronic and Mechanical Components Company

Contact: www.omron.com/ecb

Cat. No. A208-E1-03
0117(0207)(O)

Mouser Electronics

Authorized Distributor

Click to View Pricing, Inventory, Delivery & Lifecycle Information:

Omron:

[A6T 5104](#) [A6T-5102](#)