

TL4024

Safety Interlock Switch with Guard Door Locking

- High locking force of 1,500 N (337 lb.) locks guard door shut until machine is safe to enter
- IP67 (NEMA 6) enclosure withstands water washdown
- Door and lock monitoring—the TL4024 has a total of 4 contacts: 2 N/C safety + 1 contact for door position monitoring + 1 contact for lock monitoring
- Unlocking is possible with a back load on the door to satisfy the demands of high cycle time applications
- Narrow profile enables mounting to 2 in. square tubing or in applications with space restrictions
- Rotatable head—the rotatable head provides 8 actuator entry positions to satisfy most installation requirements
- Optional key release—this option on power-to-unlock models allows manual unlocking of the guard door
- Optional slide bolt with integral door handle aids installation on sliding and swinging guard doors
- Two LED (red/green) status indicators on the lid may be wired to suit the application
- A Rapid Delivery Product: Select models are available for shipment today or within 3 to 5 days



Conforms to EN60947-5-1, EN1088, EN ISO 13849-1
UL and C-UL listed
DGVV approved

Specifications

Electrical	
Safety Contacts:	2 N/C
Auxiliary Contacts:	1 N/O + 1 N/C 1 N/O + 1 N/O
Switching Ability	AC: 230 V – 4 A DC: 24 V – 4 A
Safety Contact Material:	Silver alloy with gold flash
Minimum Current:	12 V 10 mA, 24 V 1 mA
Solenoid Supply Voltage:	24 VAC/DC or 110 VAC (all -15% / +10%)
Solenoid Power:	8 W
Solenoid Rating:	100% duty
Mechanical	
Mounting:	Any position
Mounting Hardware:	4 x M5 screws (not supplied)
Min Operating Radius:	Approximately 300 mm (12 in.) with 90-degree actuator
Max Holding Force:	1500 N (337 lb.)
Max Actuation Speed:	20 m/min.
Case Material:	Anodized die-cast alloy
Actuator Material:	Stainless steel
Wiring Entry:	3 x 0.5 in. NPT
Weight:	800 g (28 oz.)
Color:	Red
Mechanical Life:	1 x 10 ⁶ minimum
Environmental	
Protection:	IP67 (NEMA 6)
Operating Temperature:	-20 to 80°C (-4 to 176°F)
Cleaning:	Water washdown
Compliance	
Standards:	EN60947-5-1, EN1088, EN ISO 13849-1, EN ISO14119
Approvals/Listings:	CE marked for all applicable directives, UL and C-UL, DGVV

Specifications are subject to change without notice.
Note: The safety contacts of the STI switches are described as normally closed (N/C)—i.e., with the guard closed, actuator in place, and the machine able to be started.

Operation

The head may be rotated in 90 degree increments to give 8 possible entry points.



Flat Actuator

Flexible rubber mounting bushings allow for some actuator flexibility.



Flexible 1 Actuator

15 degree flexibility may be adjusted with the set screw.



90-Degree Actuator

Flexible rubber mounting bushings allow for some actuator flexibility.



Flexible 2 Actuator

15 degree flexibility may be adjusted with the set screw.



Optional Slide Bolt

- Allows easy installation of switch on machine guards
- Actuator included (order switch separately)
- Integral handle included
- Robust for use with heavy doors
- Slotted hole in bolt permits attaching multiple padlocks
- Yellow color for easy recognition



Optional Key Release

A key release unit is easily attached to the TL4024 to provide emergency override of the switch locking mechanism by a qualified, responsible person.



Operation (continued)

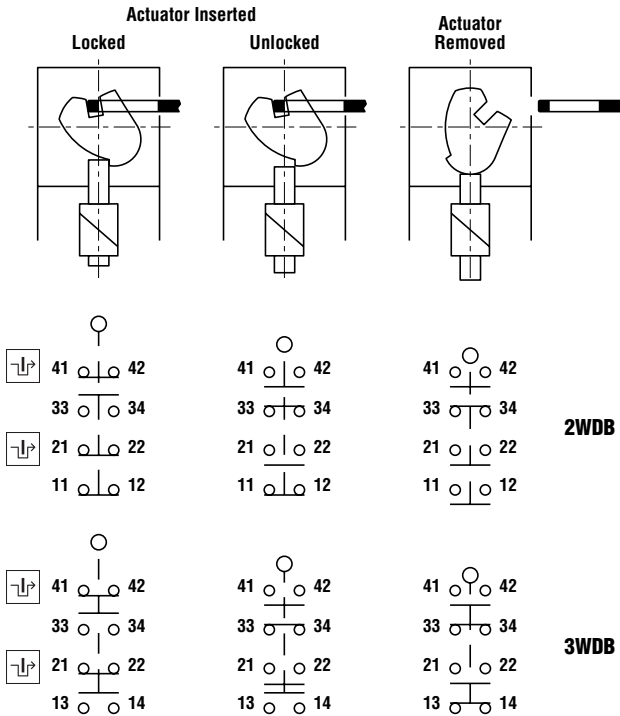
Contact Arrangements

With Door Contact PLUS

With & Without Back Load Unlocking

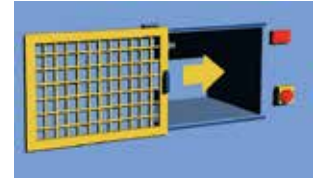
2WDB 2 positively driven N/C contact + 1 N/O + 1/NC as door contact

3WDB 2 positively driven N/C contact + 1 N/O + 1/NO as door contact



Applications

Typical applications are on sliding guard doors and swinging guard doors that must remain locked until a signal is applied to the internal solenoid that unlocks the guard door.



Application Monitoring Units



SR223SMT Timer Unit

Used with the TL4019 for machines with constant overrun. Gives a timed delay to the lock/release signal. Failsafe and adjustable to a range of times from 1.0 seconds up to 31 seconds.



SR125SMS45 Stop Motion Sensing Unit

Used with the TL4019 for machines with inconstant or variable overrun. Senses back EMF of AC or DC motors. Failsafe and adjustable to a range of 0.01 V to 0.10 V.



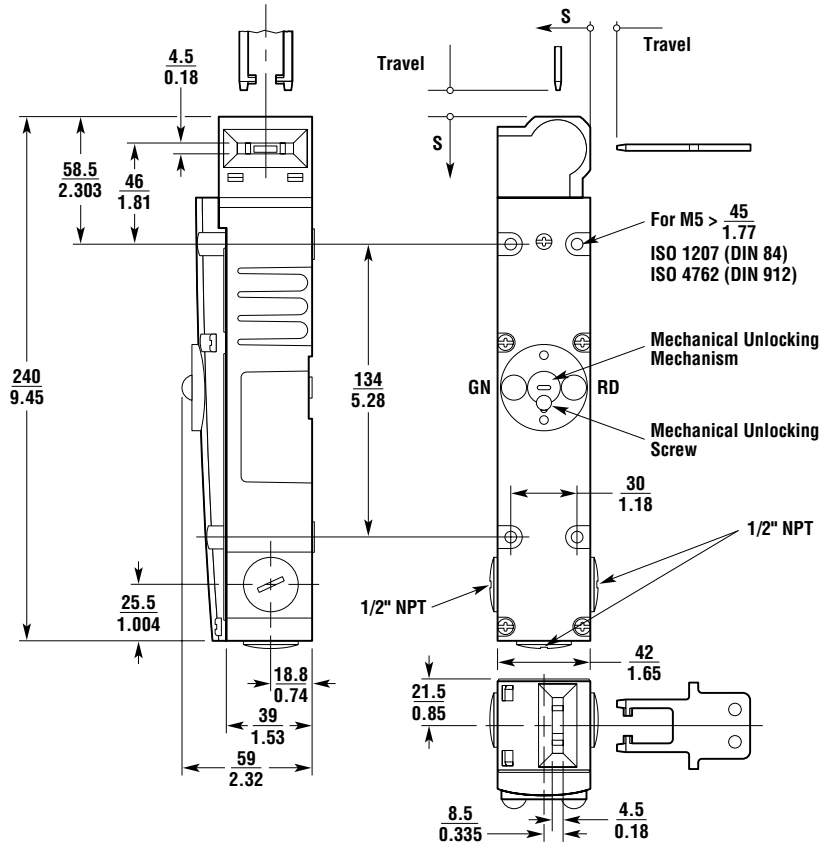
Safety Monitoring Relay Units

Safety monitoring relays ensure a maximum level of safety by monitoring all wiring in the safety circuit, including switches and contactors. Any fault and the power to the machine is switched off. A variety of safety monitoring relay units are available.

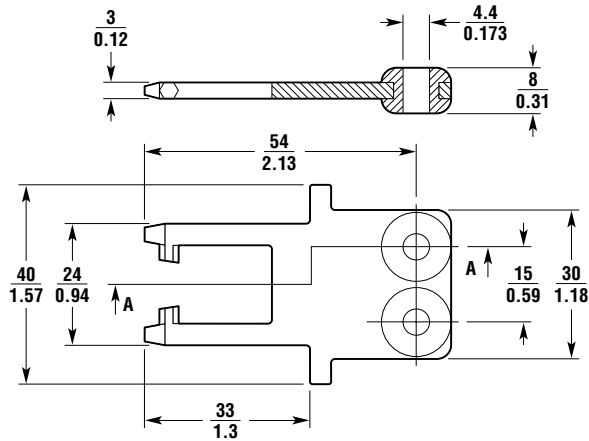
Dimensions

(mm/in.)

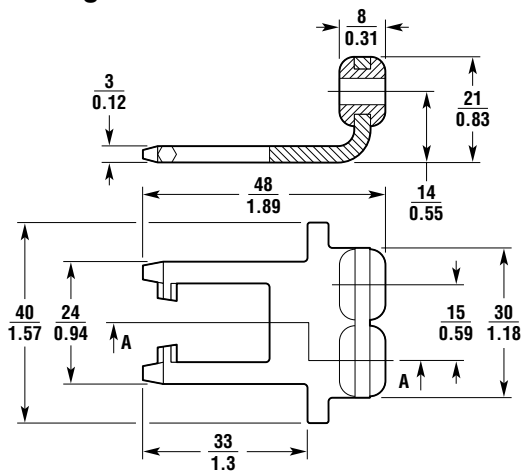
TL4024



Flat Actuator



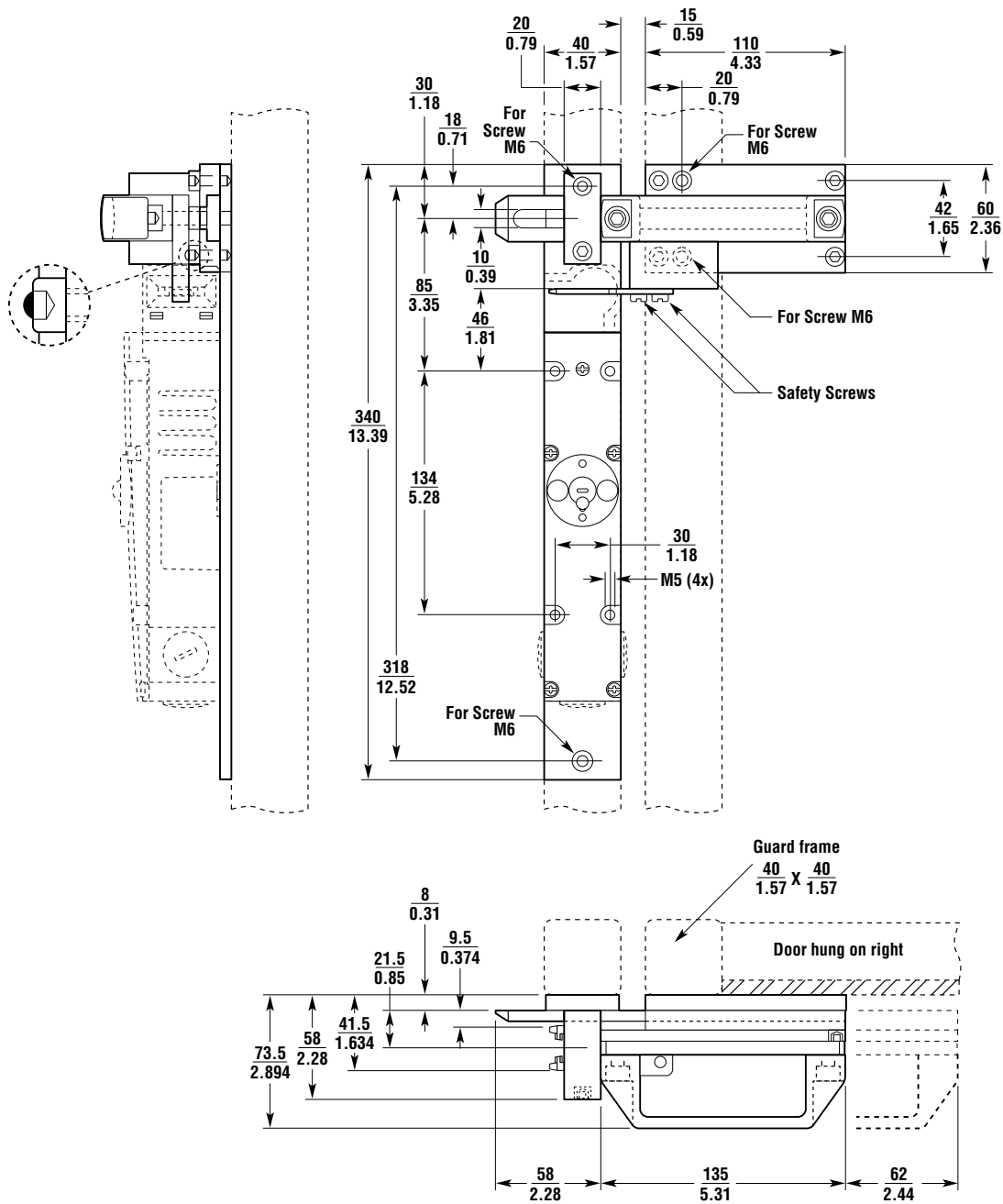
90-degree Actuator



Dimensions (continued)

(mm/in.)

Optional Metal Slide Bolt for TL4024



Ordering

Model	Solenoid	Contacts	Wiring Entry	Part No.
Power to Unlock (with door contact)				
TL4024-10242TM (flat actuator)	24 VAC/DC	2 N/C + 1 N/O + 1 N/C	3 x 0.5 in. NPT conduit	44535-0010
TL4024-10242SM (90-degree actuator)	24 VAC/DC	2 N/C + 1 N/O + 1 N/C	3 x 0.5 in. NPT conduit	44535-0110
TL4024-11102TM (flat actuator)	110 VAC	2 N/C + 1 N/O + 1 N/C	3 x 0.5 in. NPT conduit	44535-0020
TL4024-11102SM (90-degree actuator)	110 VAC	2 N/C + 1 N/O + 1 N/C	3 x 0.5 in. NPT conduit	44535-0120
TL4024-10243TM (flat actuator)	24 VAC/DC	2 N/C + 1 N/O + 1 N/O	3 x 0.5 in. NPT conduit	44535-0030
TL4024-10243SM (90-degree actuator)	24 VAC/DC	2 N/C + 1 N/O + 1 N/O	3 x 0.5 in. NPT conduit	44535-0130
TL4024-11103TM (flat actuator)	110 VAC	2 N/C + 1 N/O + 1 N/O	3 x 0.5 in. NPT conduit	44535-0040
TL4024-11103SM (90-degree actuator)	110 VAC	2 N/C + 1 N/O + 1 N/O	3 x 0.5 in. NPT conduit	44535-0140
TL4024-10242SKM w/key (90-degree actuator)	24 VAC/DC	2 N/C + 1 N/O + 1 N/C	3 x 0.5 in. NPT conduit	44535-1110
TL4024-11102SKM w/key (90-degree actuator)	110 VAC	2 N/C + 1 N/O + 1 N/C	3 x 0.5 in. NPT conduit	44535-1120
TL4024-10243SKM w/key (90-degree actuator)	24 VAC/DC	2 N/C + 1 N/O + 1 N/O	3 x 0.5 in. NPT conduit	44535-1130
TL4024-11103SKM w/key (90-degree actuator)	110 VAC	2 N/C + 1 N/O + 1 N/O	3 x 0.5 in. NPT conduit	44535-1140
Power to Unlock (with door contact) (with back load unlocking)				
TL4024-30242TM (flat actuator)	24 VAC/DC	2 N/C + 1 N/O + 1 N/C	3 x 0.5 in. NPT conduit	44535-0410
TL4024-30242SM (90-degree actuator)	24 VAC/DC	2 N/C + 1 N/O + 1 N/C	3 x 0.5 in. NPT conduit	44535-0510
TL4024-31102TM (flat actuator)	110 VAC	2 N/C + 1 N/O + 1 N/C	3 x 0.5 in. NPT conduit	44535-0420
TL4024-31102SM (90-degree actuator)	110 VAC	2 N/C + 1 N/O + 1 N/C	3 x 0.5 in. NPT conduit	44535-0520
TL4024-30243TM (flat actuator)	24 VAC/DC	2 N/C + 1 N/O + 1 N/O	3 x 0.5 in. NPT conduit	44535-0430
TL4024-30243SM (90-degree actuator)	24 VAC/DC	2 N/C + 1 N/O + 1 N/O	3 x 0.5 in. NPT conduit	44535-0530
TL4024-31103TM (flat actuator)	110 VAC	2 N/C + 1 N/O + 1 N/O	3 x 0.5 in. NPT conduit	44535-0440
TL4024-31103SM (90-degree actuator)	110 VAC	2 N/C + 1 N/O + 1 N/O	3 x 0.5 in. NPT conduit	44535-0540
TL4024-30242SKM w/key (90-degree actuator)	24 VAC/DC	2 N/C + 1 N/O + 1 N/C	3 x 0.5 in. NPT conduit	44535-1180
TL4024-31102SKM w/key (90-degree actuator)	110 VAC	2 N/C + 1 N/O + 1 N/C	3 x 0.5 in. NPT conduit	44535-1190
TL4024-30243SKM w/key (90-degree actuator)	24 VAC/DC	2 N/C + 1 N/O + 1 N/O	3 x 0.5 in. NPT conduit	44535-1510
TL4024-31103SKM w/key (90-degree actuator)	110 VAC	2 N/C + 1 N/O + 1 N/O	3 x 0.5 in. NPT conduit	44535-1520
Power to Lock (with door contact)				
TL4024-20242TM (flat actuator)	24 VAC/DC	2 N/C + 1 N/O + 1 N/C	3 x 0.5 in. NPT conduit	44535-0050
TL4024-20242SM (90-degree actuator)	24 VAC/DC	2 N/C + 1 N/O + 1 N/C	3 x 0.5 in. NPT conduit	44535-0150
TL4024-21102TM (flat actuator)	110 VAC	2 N/C + 1 N/O + 1 N/C	3 x 0.5 in. NPT conduit	44535-0060
TL4024-21102SM (90-degree actuator)	110 VAC	2 N/C + 1 N/O + 1 N/C	3 x 0.5 in. NPT conduit	44535-0160
TL4024-20243TM (flat actuator)	24 VAC/DC	2 N/C + 1 N/O + 1 N/O	3 x 0.5 in. NPT conduit	44535-0070
TL4024-20243SM (90-degree actuator)	24 VAC/DC	2 N/C + 1 N/O + 1 N/O	3 x 0.5 in. NPT conduit	44535-0170
TL4024-21103TM (flat actuator)	110 VAC	2 N/C + 1 N/O + 1 N/O	3 x 0.5 in. NPT conduit	44535-0080
TL4024-21103SM (90-degree actuator)	110 VAC	2 N/C + 1 N/O + 1 N/O	3 x 0.5 in. NPT conduit	44535-0180
Switch Only Models (no actuator and no adapter included)				
Power to Unlock (with door contact)				
TL4024-10242	24 VAC/DC	2 N/C + 1 N/O + 1 N/C	3 x 0.5 in. NPT conduit	44535-2010
TL4024-11102	110 VAC	2 N/C + 1 N/O + 1 N/C	3 x 0.5 in. NPT conduit	44535-2020
TL4024-10243	24 VAC/DC	2 N/C + 1 N/O + 1 N/O	3 x 0.5 in. NPT conduit	44535-2030
TL4024-11103	110 VAC	2 N/C + 1 N/O + 1 N/O	3 x 0.5 in. NPT conduit	44535-2040
Power to Unlock (with door contact) (with back load unlocking)				
TL4024-30242	24 VAC/DC	2 N/C + 1 N/O + 1 N/C	3 x 0.5 in. NPT conduit	44535-2410
TL4024-31102	110 VAC	2 N/C + 1 N/O + 1 N/C	3 x 0.5 in. NPT conduit	44535-2420
TL4024-30243	24 VAC/DC	2 N/C + 1 N/O + 1 N/O	3 x 0.5 in. NPT conduit	44535-2430
TL4024-31103	110 VAC	2 N/C + 1 N/O + 1 N/O	3 x 0.5 in. NPT conduit	44535-2440
Power to Lock (with door contact)				
TL4024-20242	24 VAC/DC	2 N/C + 1 N/O + 1 N/C	3 x 0.5 in. NPT conduit	44535-2050
TL4024-21102	110 VAC	2 N/C + 1 N/O + 1 N/C	3 x 0.5 in. NPT conduit	44535-2060
TL4024-20243	24 VAC/DC	2 N/C + 1 N/O + 1 N/O	3 x 0.5 in. NPT conduit	44535-2070
TL4024-21103	110 VAC	2 N/C + 1 N/O + 1 N/O	3 x 0.5 in. NPT conduit	44535-2080

Accessories	Model No.
Standard Actuators with Rubber Bushing	
Replacement flat actuator RB for TL4024	44535-0700
Replacement 90-degree actuator RB for TL4024	44535-0710
Overtravel Actuators with Rubber Bushing	
Replacement flat actuator OTRB for TL4024	44535-0720
Replacement 90-degree actuator OTRB for TL4024	44535-0730

Accessories	Model No.
Flexible Actuators	
Replacement flex 1 actuator for TL4024	44535-0750
Replacement flex 2 actuator for TL4024	44535-0760
Slide Bolts	
Bracket with handle for right-hung door for TL4024 (yellow)	44535-8000
Bracket with handle for left-hung door for TL4024 (yellow)	44535-8010
Miscellaneous	
Key lock release for TL4024 (2 keys included)	44535-0802
Spare keys for key lock above (44535-0802) for TL4024	44535-0812
Spare keys for key lock (44535-0800, no longer available)	44535-0810
Unique key lock release for TL4024 (2 unique keys included)	44535-0820
Replacement head for TL4024 (Not available for 44535-0470, 0570, 1570)	44535-0740

Terms and Conditions of Sale

1. **Offer; Acceptance.** These terms and conditions (these "Terms") are deemed part of all quotes, agreements, purchase orders, acknowledgments, price lists, catalogs, manuals, brochures and other documents, whether electronic or in writing, relating to the sale of products or services (collectively, the "Products") by Omron Electronics LLC and its subsidiary companies ("Omron"). Omron objects to any terms or conditions proposed in Buyer's purchase order or other documents which are inconsistent with, or in addition to, these Terms.
2. **Prices; Payment Terms.** All prices stated are current, subject to change without notice by Omron. Omron reserves the right to increase or decrease prices on any unshipped portions of outstanding orders. Payments for Products are due net 30 days unless otherwise stated in the invoice.
3. **Discounts.** Cash discounts, if any, will apply only on the net amount of invoices sent to Buyer after deducting transportation charges, taxes and duties, and will be allowed only if (i) the invoice is paid according to Omron's payment terms and (ii) Buyer has no past due amounts.
4. **Interest.** Omron, at its option, may charge Buyer 1-1/2% interest per month or the maximum legal rate, whichever is less, on any balance not paid within the stated terms.
5. **Orders.** Omron will accept no order less than \$200 net billing.
6. **Governmental Approvals.** Buyer shall be responsible for, and shall bear all costs involved in, obtaining any government approvals required for the importation or sale of the Products.
7. **Taxes.** All taxes, duties and other governmental charges (other than general real property and income taxes), including any interest or penalties thereon, imposed directly or indirectly on Omron or required to be collected directly or indirectly by Omron for the manufacture, production, sale, delivery, importation, consumption or use of the Products sold hereunder (including customs duties and sales, excise, use, turnover and license taxes) shall be charged to and remitted by Buyer to Omron.
8. **Financial.** If the financial position of Buyer at any time becomes unsatisfactory to Omron, Omron reserves the right to stop shipments or require satisfactory security or payment in advance. If Buyer fails to make payment or otherwise comply with these Terms or any related agreement, Omron may (without liability and in addition to other remedies) cancel any unshipped portion of Products sold hereunder and stop any Products in transit until Buyer pays all amounts, including amounts payable hereunder, whether or not then due, which are owing to it by Buyer. Buyer shall in any event remain liable for all unpaid accounts.
9. **Cancellation; Etc.** Orders are not subject to rescheduling or cancellation unless Buyer indemnifies Omron against all related costs or expenses.
10. **Force Majeure.** Omron shall not be liable for any delay or failure in delivery resulting from causes beyond its control, including earthquakes, fires, floods, strikes or other labor disputes, shortage of labor or materials, accidents to machinery, acts of sabotage, riots, delay in or lack of transportation or the requirements of any government authority.
11. **Shipping; Delivery.** Unless otherwise expressly agreed in writing by Omron:
 - a. Shipments shall be by a carrier selected by Omron; Omron will not drop ship except in "break down" situations.
 - b. Such carrier shall act as the agent of Buyer and delivery to such carrier shall constitute delivery to Buyer;
 - c. All sales and shipments of Products shall be FOB shipping point (unless otherwise stated in writing by Omron), at which point title and risk of loss shall pass from Omron to Buyer; provided that Omron shall retain a security interest in the Products until the full purchase price is paid;
 - d. Delivery and shipping dates are estimates only; and
 - e. Omron will package Products as it deems proper for protection against normal handling and extra charges apply to special conditions.
12. **Claims.** Any claim by Buyer against Omron for shortage or damage to the Products occurring before delivery to the carrier must be presented in writing to Omron within 30 days of receipt of shipment and include the original transportation bill signed by the carrier noting that the carrier received the Products from Omron in the condition claimed.
13. **Warranties.** (a) **Exclusive Warranty.** Omron's exclusive warranty is that the Products will be free from defects in materials and workmanship for a period of twelve months from the date of sale by Omron (or such other period expressed in writing by Omron). Omron disclaims all other warranties, express or implied. (b) **Limitations.** OMRON MAKES NO WARRANTY OR REPRESENTATION, EXPRESS OR IMPLIED, ABOUT NON-INFRINGEMENT, MERCHANTABILITY OR FITNESS FOR A PARTICULAR PURPOSE OF THE PRODUCTS. BUYER ACKNOWLEDGES THAT IT ALONE HAS DETERMINED THAT THE PRODUCTS WILL SUITABLY MEET THE REQUIREMENTS OF THEIR INTENDED USE. Omron further disclaims all warranties and responsibility of any type for claims or expenses based on infringement by the Products or otherwise of any intellectual property right. (c) **Buyer Remedy.** Omron's sole obligation hereunder shall be, at Omron's election, to (i) replace (in the form originally shipped with Buyer responsible for labor charges for removal or replacement thereof) the non-complying Product, (ii) repair the non-complying Product, or (iii) repay or credit Buyer an amount equal to the purchase price of the non-complying Product; provided that in no event shall Omron be responsible for warranty, repair, indemnity or any other claims or expenses regarding the Products unless Omron's analysis confirms that the Products were properly handled, stored, installed and maintained and not subject to contamination, abuse, misuse or inappropriate modification. Return of any Products by Buyer must be approved in writing by Omron before shipment. Omron Companies shall not be liable for the suitability or unsuitability or the results from the use of Products in combination with any electrical or electronic components, circuits, system assemblies or any other materials or substances or environments. Any advice, recommendations or information given orally or in writing, are not to be construed as an amendment or addition to the above warranty. See <http://www.omron247.com> or contact your Omron representative for published information.
14. **Limitation on Liability; Etc.** OMRON COMPANIES SHALL NOT BE LIABLE FOR SPECIAL, INDIRECT, INCIDENTAL, OR CONSEQUENTIAL DAMAGES, LOSS OF PROFITS OR PRODUCTION OR COMMERCIAL LOSS IN ANY WAY CONNECTED WITH THE PRODUCTS, WHETHER SUCH CLAIM IS BASED IN CONTRACT, WARRANTY, NEGLIGENCE OR STRICT LIABILITY. Further, in no event shall liability of Omron Companies exceed the individual price of the Product on which liability is asserted.
15. **Indemnities.** Buyer shall indemnify and hold harmless Omron Companies and their employees from and against all liabilities, losses, claims, costs and expenses (including attorney's fees and expenses) related to any claim, investigation, litigation or proceeding (whether or not Omron is a party) which arises or is alleged to arise from Buyer's acts or omissions under these Terms or in any way with respect to the Products. Without limiting the foregoing, Buyer (at its own expense) shall indemnify and hold harmless Omron and defend or settle any action brought against such Companies to the extent based on a claim that any Product made to Buyer specifications infringed intellectual property rights of another party.
16. **Property; Confidentiality.** Any intellectual property in the Products is the exclusive property of Omron Companies and Buyer shall not attempt to duplicate it in any way without the written permission of Omron. Notwithstanding any charges to Buyer for engineering or tooling, all engineering and tooling shall remain the exclusive property of Omron. All information and materials supplied by Omron to Buyer relating to the Products are confidential and proprietary, and Buyer shall limit distribution thereof to its trusted employees and strictly prevent disclosure to any third party.
17. **Export Controls.** Buyer shall comply with all applicable laws, regulations and licenses regarding (i) export of products or information; (ii) sale of products to "forbidden" or other proscribed persons; and (iii) disclosure to non-citizens of regulated technology or information.
18. **Miscellaneous.** (a) **Waiver.** No failure or delay by Omron in exercising any right and no course of dealing between Buyer and Omron shall operate as a waiver of rights by Omron. (b) **Assignment.** Buyer may not assign its rights hereunder without Omron's written consent. (c) **Law.** These Terms are governed by the law of the jurisdiction of the home office of the Omron company from which Buyer is purchasing the Products (without regard to conflict of law principles). (d) **Amendment.** These Terms constitute the entire agreement between Buyer and Omron relating to the Products, and no provision may be changed or waived unless in writing signed by the parties. (e) **Severability.** If any provision hereof is rendered ineffective or invalid, such provision shall not invalidate any other provision. (f) **Setoff.** Buyer shall have no right to set off any amounts against the amount owing in respect of this invoice. (g) **Definitions.** As used herein, "including" means "including without limitation"; and "Omron Companies" (or similar words) mean Omron Corporation and any direct or indirect subsidiary or affiliate thereof.

Certain Precautions on Specifications and Use

1. **Suitability of Use.** Omron Companies shall not be responsible for conformity with any standards, codes or regulations which apply to the combination of the Product in the Buyer's application or use of the Product. At Buyer's request, Omron will provide applicable third party certification documents identifying ratings and limitations of use which apply to the Product. This information by itself is not sufficient for a complete determination of the suitability of the Product in combination with the end product, machine, system, or other application or use. Buyer shall be solely responsible for determining appropriateness of the particular Product with respect to Buyer's application, product or system. Buyer shall take application responsibility in all cases but the following is a non-exhaustive list of applications for which particular attention must be given:
 - (i) Outdoor use, uses involving potential chemical contamination or electrical interference, or conditions or uses not described in this document.
 - (ii) Use in consumer products or any use in significant quantities.
 - (iii) Energy control systems, combustion systems, railroad systems, aviation systems, medical equipment, amusement machines, vehicles, safety equipment, and installations subject to separate industry or government regulations.
 - (iv) Systems, machines and equipment that could present a risk to life or property. Please know and observe all prohibitions of use applicable to this Product.
 NEVER USE THE PRODUCT FOR AN APPLICATION INVOLVING SERIOUS RISK TO LIFE OR PROPERTY OR IN LARGE QUANTITIES WITHOUT ENSURING THAT THE SYSTEM AS A WHOLE HAS BEEN DESIGNED TO ADDRESS THE RISKS, AND THAT THE OMRON'S PRODUCT IS PROPERLY RATED AND INSTALLED FOR THE INTENDED USE WITHIN THE OVERALL EQUIPMENT OR SYSTEM.
2. **Programmable Products.** Omron Companies shall not be responsible for the user's programming of a programmable Product, or any consequence thereof.
3. **Performance Data.** Data presented in Omron Company websites, catalogs and other materials is provided as a guide for the user in determining suitability and does not constitute a warranty. It may represent the result of Omron's test conditions, and the user must correlate it to actual application requirements. Actual performance is subject to the Omron's Warranty and Limitations of Liability.
4. **Change in Specifications.** Product specifications and accessories may be changed at any time based on improvements and other reasons. It is our practice to change part numbers when published ratings or features are changed, or when significant construction changes are made. However, some specifications of the Product may be changed without any notice. When in doubt, special part numbers may be assigned to fix or establish key specifications for your application. Please consult with your Omron's representative at any time to confirm actual specifications of purchased Product.
5. **Errors and Omissions.** Information presented by Omron Companies has been checked and is believed to be accurate; however, no responsibility is assumed for clerical, typographical or proofreading errors or omissions.

OMRON AUTOMATION AMERICAS HEADQUARTERS • Chicago, IL USA • 847.843.7900 • 800.556.6766 • www.omron247.com

OMRON CANADA, INC. • HEAD OFFICE

Toronto, ON, Canada • 416.286.6465 • 866.986.6766 • www.omron247.com

OMRON ELECTRONICS DE MEXICO • HEAD OFFICE

México DF • 52.55.59.01.43.00 • 01-800-226-6766 • mela@omron.com

OMRON ELECTRONICS DE MEXICO • SALES OFFICE

Apodaca, N.L. • 52.81.11.56.99.20 • 01-800-226-6766 • mela@omron.com

OMRON ELETRÔNICA DO BRASIL LTDA • HEAD OFFICE

São Paulo, SP, Brasil • 55.11.2101.6300 • www.omron.com.br

OMRON ARGENTINA • SALES OFFICE

Cono Sur • 54.11.4783.5300

OMRON CHILE • SALES OFFICE

Santiago • 56.9.9917.3920

OTHER OMRON LATIN AMERICA SALES

54.11.4783.5300

OMRON EUROPE B.V. • Wegalaan 67-69, NL-2132 JD, Hoofddorp, The Netherlands. • +31 (0) 23 568 13 00 • www.industrial.omron.eu

Authorized Distributor:

Controllers & I/O

- Machine Automation Controllers (MAC) • Motion Controllers
- Programmable Logic Controllers (PLC) • Temperature Controllers • Remote I/O

Robotics

- Industrial Robots • Mobile Robots

Operator Interfaces

- Human Machine Interface (HMI)

Motion & Drives

- Machine Automation Controllers (MAC) • Motion Controllers • Servo Systems
- Frequency Inverters

Vision, Measurement & Identification

- Vision Sensors & Systems • Measurement Sensors • Auto Identification Systems

Sensing

- Photoelectric Sensors • Fiber-Optic Sensors • Proximity Sensors
- Rotary Encoders • Ultrasonic Sensors

Safety

- Safety Light Curtains • Safety Laser Scanners • Programmable Safety Systems
- Safety Mats and Edges • Safety Door Switches • Emergency Stop Devices
- Safety Switches & Operator Controls • Safety Monitoring/Force-guided Relays

Control Components

- Power Supplies • Timers • Counters • Programmable Relays
- Digital Panel Meters • Monitoring Products

Switches & Relays

- Limit Switches • Pushbutton Switches • Electromechanical Relays
- Solid State Relays

Software

- Programming & Configuration • Runtime

Mouser Electronics

Authorized Distributor

Click to View Pricing, Inventory, Delivery & Lifecycle Information:

Omron:

44535-0812