

Simply Set the Distance to Reliably Detect Workpieces of Various Colors



- Reliable detection regardless of color or material. Black/white error of only 2% max. (E3S-CL1)
- Long sensing distance of 500 mm (E3S-CL2).
- Eliminates background influence. (Differential travel of only 2% max. with E3S-CL1.)
- Metal body with IP67 protection. Oil resistance (E3S-CL2).



Be sure to read *Safety Precautions* on page 7.

For the most recent information on models that have been certified for safety standards, refer to your OMRON website.

Ordering Information

Sensors (Refer to *Dimensions* on page 8.)

Red light Infrared light

Appearance	Sensing/Setting range	Model
		E3S-CL1 2M
		E3S-CL2 2M

Ratings and Specifications

Sensing method		Distance-settable	
Item	Model	E3S-CL1	E3S-CL2
Sensing distance		5 to 200 mm (white paper: 200 x 200 mm, setting distance: 200 mm)	5 to 500 mm (white paper: 200 x 200 mm, setting distance: 500 mm)
Setting range		40 to 200 mm (white paper: 200 x 200 mm)	50 to 500 mm (white paper: 200 x 200 mm)
Differential travel		2% max. of setting distance	10% max. of setting distance
Reflectivity characteristics (black/white error) *1		2% max. of setting distance	10% max. of setting distance
Light source (wavelength)		Red LED (700 nm)	Infrared LED (860 nm)
Power supply voltage		10 to 30 VDC; ripple: 10% max.	
Current consumption		35 mA max.	50 mA max.
Control output		Load power supply voltage: 30 VDC max., Load current: 100 mA max. Residual voltage: NPN output: 1.2 V max. PNP output: 2 V max. Open collector output (NPN/PNP depending on model) Light-ON/Dark-ON selectable	
Protection circuits		Power supply reverse polarity protection, Output short-circuit protection, Mutual interference prevention	
Response time		Operate or reset: 1 ms max.	Operate or reset: 2 ms max.
Distance setting		Six-turn endless adjuster with an indicator	
Ambient illumination (Receiver side)		Incandescent lamp: illumination on optical spot: 5,000 lx max. Sunlight: illumination on optical spot: 10,000 lx max.	
Ambient temperature range		Operating/storage: -25 to 55°C (with no icing or condensation)	
Ambient humidity range		Operating/storage: 35% to 85% (with no condensation)	
Insulation resistance		20 MΩ min. at 500 VDC	
Dielectric strength		1,000 VAC, 50/60 Hz for 1 min	
Vibration resistance		Destruction: 10 to 55 Hz, 1.5-mm double amplitude for 2 hrs each in X, Y, and Z directions	
Shock resistance		Destruction: 500 m/s ² 3 times each in X, Y, and Z directions	
Degree of protection		IP67 (IEC 60529), NEMA: 6P (indoors only) *2	IP67 (IEC 60529) (in-house standards: oil-resistant), NEMA: 6P (indoors only) *2
Connection method		Pre-wired (standard length: 2 m)	
Weight (packed state)		Approx. 170 g	
Materials	Case	Zinc die-cast	
	Operation panel	PES (Polyether sulfone)	
	Lens	Methacrylic resin	
	Mounting bracket	Stainless steel (SUS304)	
Accessories		Mounting bracket, 12 M4 hexagonal bolts (with spring and flat washers), Adjustment screwdriver, and Instruction manual	

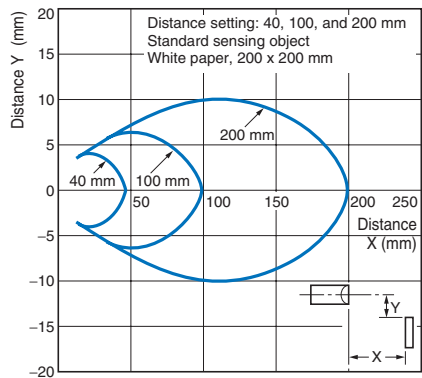
*1. Sensing distance error for standard white (90% reflective) and black (5% reflective) paper.

*2. NEMA: National Electrical Manufacturers Association

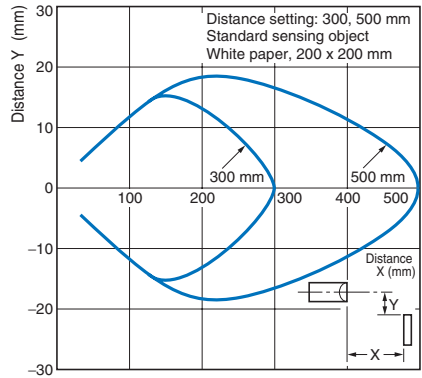
Engineering Data (Reference value)

Operating Range

E3S-CL1

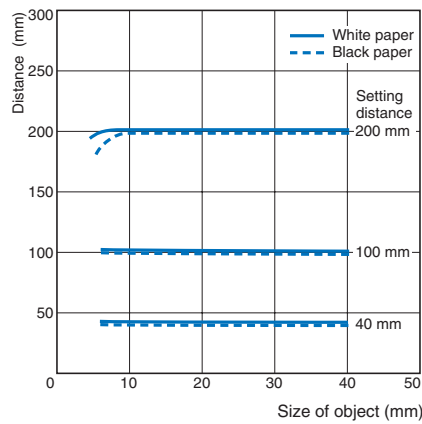


E3S-CL2

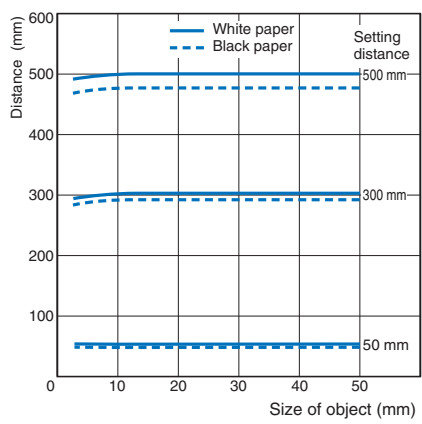


Sensing Object Size vs. Sensing Distance

E3S-CL1

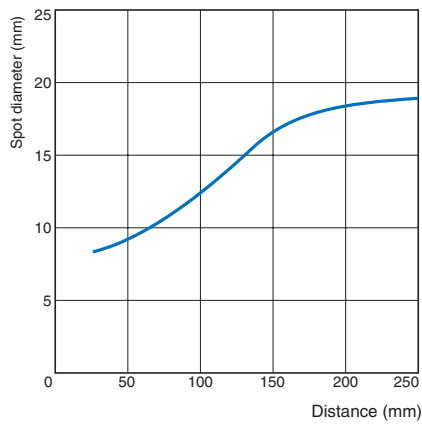


E3S-CL2

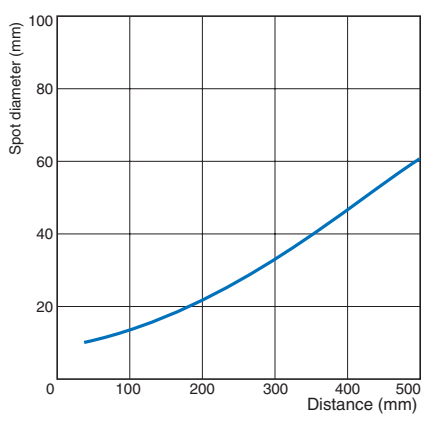


Spot Diameter vs. Sensing Distance

E3S-CL1

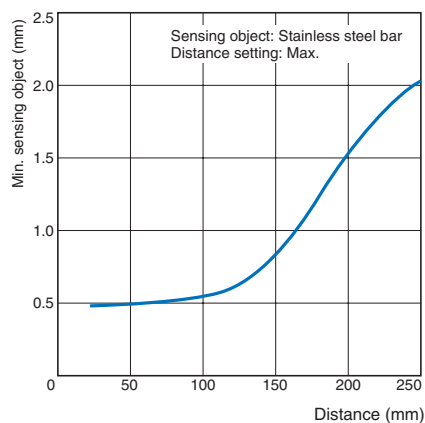


E3S-CL2

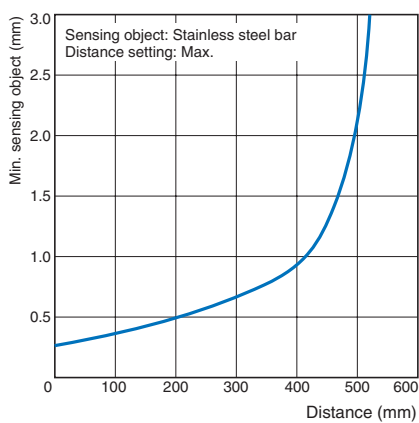


Sensing Distance vs. Minimum Detectable Object Size

E3S-CL1

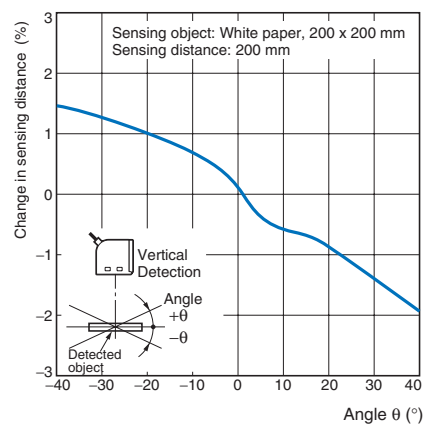


E3S-CL2

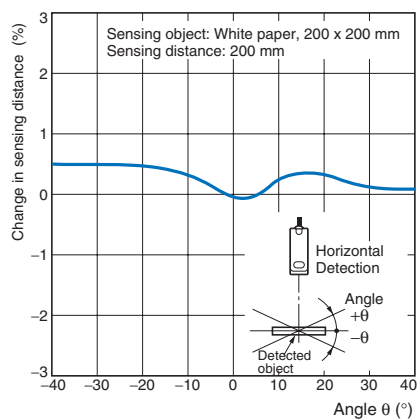


Sensing Object Angle Characteristics

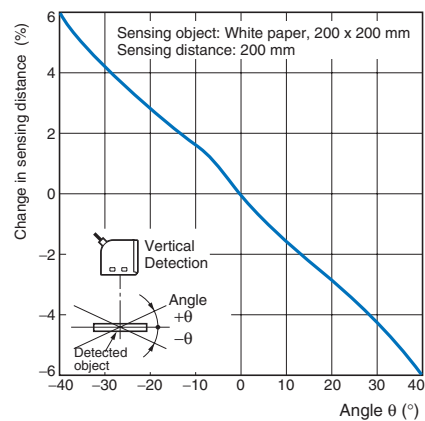
E3S-CL1 Vertical



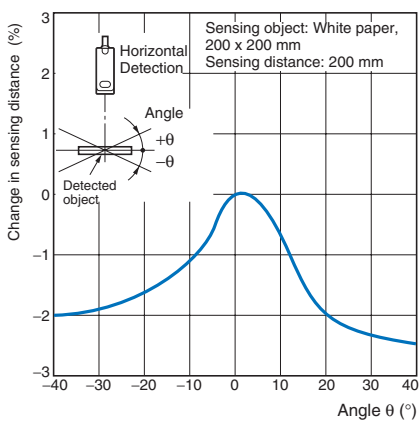
E3S-CL1 Horizontal



E3S-CL2 Vertical



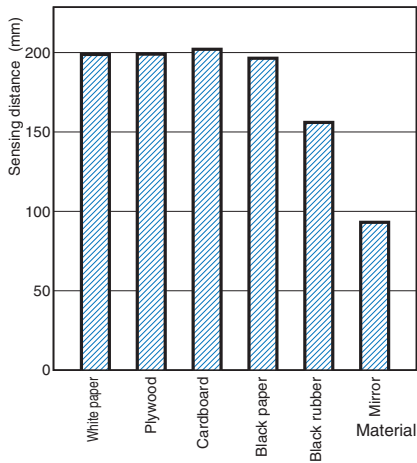
E3S-CL2 Horizontal



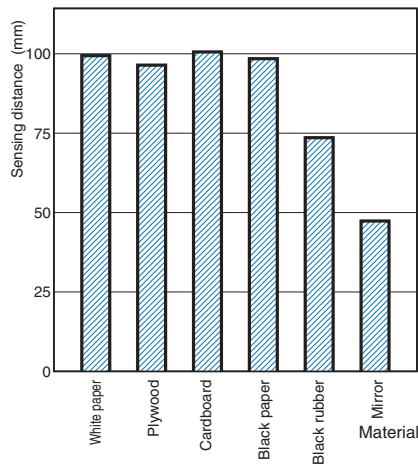
Sensing Distance vs. Sensing Object Material

E3S-CL1

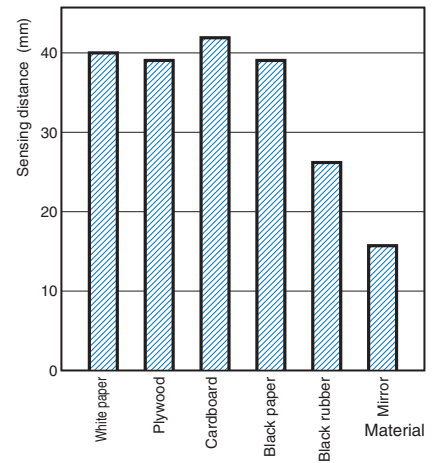
(Setting Distance of 200 mm using White Paper)



(Setting Distance of 100 mm using White Paper)

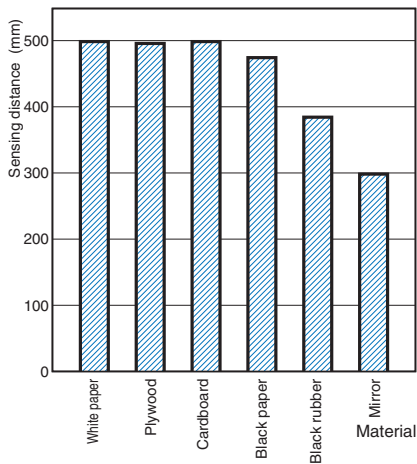


(Setting Distance of 40 mm using White Paper)

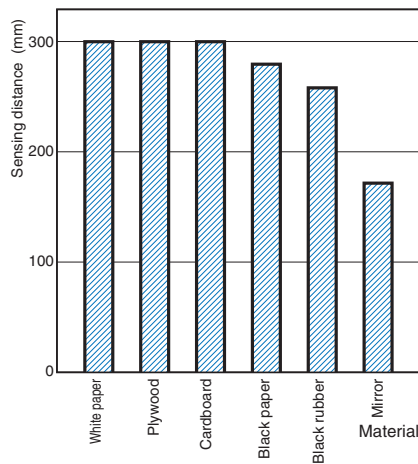


E3S-CL2

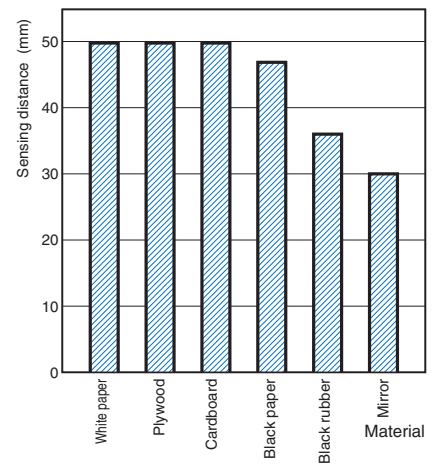
(Setting Distance of 500 mm using White Paper)



(Setting Distance of 300 mm using White Paper)

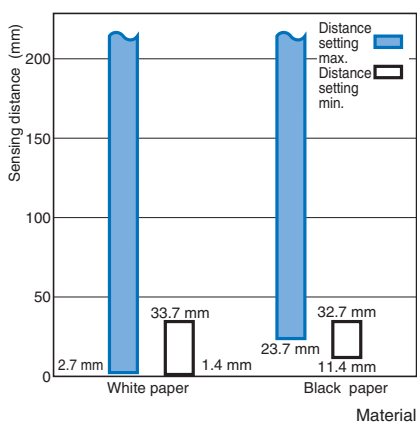


(Setting Distance of 50 mm using White Paper)

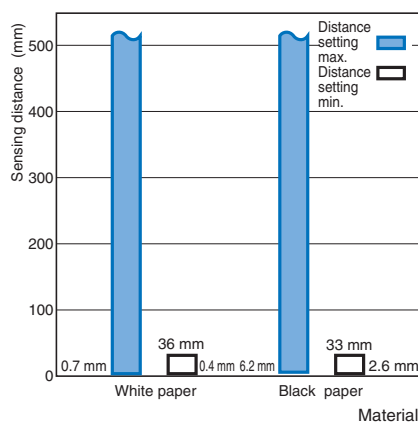


Close-range Characteristics

E3S-CL1



E3S-CL2



I/O Circuit Diagrams

NPN Output

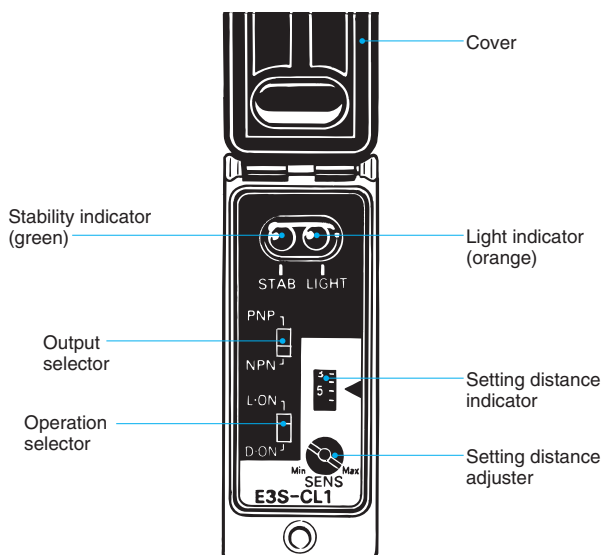
Model	Operation mode	Timing charts	Operation selector	Output circuit
E3S-CL1 E3S-CL2	Light-ON	Incident light: ON (green bar) No incident light: OFF (green bar) Operation indicator (orange): ON (orange bar) OFF (orange bar) Output transistor: ON (green bar) OFF (green bar) Load (relay): Operate (green bar) Reset (green bar)	L side (LIGHT ON)	<p>*Set the NPN and PNP output selector to NPN.</p>
	Dark-ON	Incident light: ON (green bar) No incident light: OFF (green bar) Operation indicator (orange): ON (orange bar) OFF (orange bar) Output transistor: ON (green bar) OFF (green bar) Load (relay): Operate (green bar) Reset (green bar)	D side (DARK ON)	

PNP Output

Model	Operation mode	Timing charts	Operation selector	Output circuit
E3S-CL1 E3S-CL2	Light-ON	Incident light: ON (green bar) No incident light: OFF (green bar) Operation indicator (orange): ON (orange bar) OFF (orange bar) Output transistor: ON (green bar) OFF (green bar) Load (relay): Operate (green bar) Reset (green bar)	L side (LIGHT ON)	<p>*Set the NPN and PNP output selector to PNP.</p>
	Dark-ON	Incident light: ON (green bar) No incident light: OFF (green bar) Operation indicator (orange): ON (orange bar) OFF (orange bar) Output transistor: ON (green bar) OFF (green bar) Load (relay): Operate (green bar) Reset (green bar)	D side (DARK ON)	

Nomenclature

Operation Panel



Output Selector

1. Set the selector to NPN for NPN output.
2. Set the selector to PNP for PNP output.

Operation Selector

1. Set the selector to L-ON for ON light-ON operation.
2. Set the selector to D-ON for ON dark-ON operation.

Setting Distance Adjuster

1. The sensing distance will increase when the adjuster is turned clockwise (toward Max.) and will decrease when the knob is turned counterclockwise.
2. The adjustment can be turned up to 6 times clockwise or counterclockwise to set the sensing distance. The number of turns will be displayed by the indicator.

Safety Precautions

Refer to *Warranty and Limitations of Liability*.

⚠ WARNING

This product is not designed or rated for ensuring safety of persons either directly or indirectly. Do not use it for such purposes.



Precautions for Correct Use

Do not use the product in atmospheres or environments that exceed product ratings.

● Designing

Cable

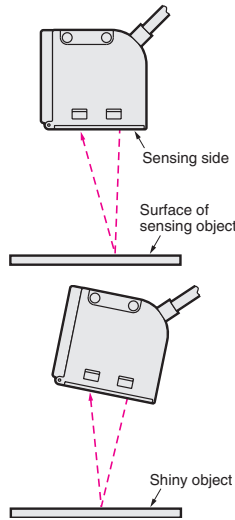
The E3S-CL2 uses an oil-resistive cord to ensure oil resistivity.

● Mounting

Mounting

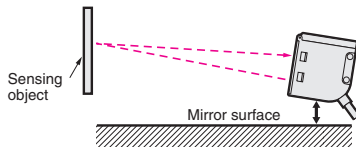
Mounting Direction

- Mount the Sensor so that the sensing face runs parallel to the surface of the object being detected as shown below, and not at an angle.

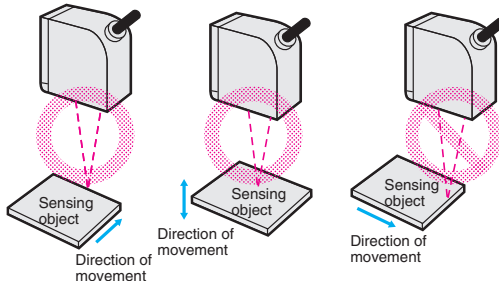


If detecting a shiny object, however, mount the Sensor so that the sensing face is at an angle of between 5° and 10° of the surface of the object being detected as shown below, and check to be sure that there is no interference from the background.

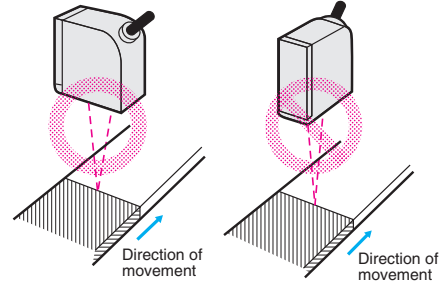
- If stable operation is not possible near a mirror surface, mount the Sensor at an angle as shown below, and separate the Sensor as far as possible from the mirror surface.



- Mount the Sensor so that it is not aligned with the direction of movement of the sensing object, as shown below.



- Also, mount the Sensor so that it is not aligned with extreme changes in color or materials, as shown below.



- Mount the Sensor so that sunlight, fluorescent light, incandescent light, or other strong sources of light do not enter the directional angle of the Sensor.

Precautions

- When mounting the Sensor, do not hit the Sensor with a hammer, or the Sensor will lose its watertightness.
- Use M4 screws to mount the Sensor.
- The tightening torque of each screw must be 1.2 N·m maximum.

● Others

Oil and Chemical Resistivity (E3S-CL2)

The E3S-CL2 was tested for resistance to the oils given in the following table. Refer to the information in the table when deciding which type of oil to use. However, performance may be affected by certain types of oil.

Test oil classification	Product name	Kinematic viscosity (mm ² /s (cst)) at 40°C	pH
Lubricating oil	Velocity No.3	2.02	---
Water insoluble machining oil	Yushiron Oil No. 2 ac	Less than 10	
Water soluble machining oil	Yushiroken EC50T-3	---	7 to 9.5
	Yushiron Lubric HWC68		7 to 9.9
	Gryton 1700D		7 to 9.2
	Yushiroken S50N		7 to 9.8


Note: 1. The E3S-CL2 maintained a minimum insulation resistance of 100 MΩ after it was dipped in all the above oils at a temperature of 50°C for 240 hours.

2. When using the E3S-CL2 in environments subject to oils other than those listed above, use the figures for kinematic viscosity and pH values from the table as general guidelines. Additives and other substances contained in oils may affect the E3S-CL2. Be sure to consider this before use.

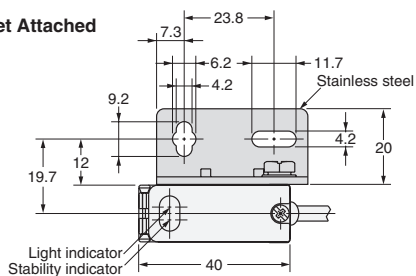
Dimensions

E3S-CL1

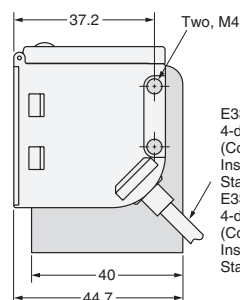
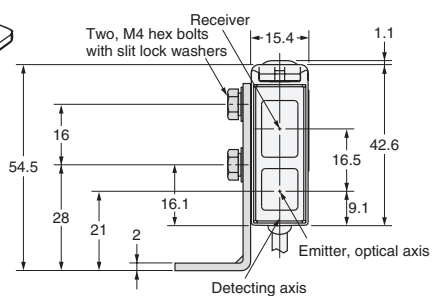
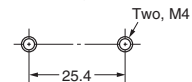
E3S-CL2



With Mounting Bracket Attached



Mounting Holes



E3S-CL1:
4-dia. vinyl-insulated round cable with 3 conductors
(Conductor cross section: 0.2 mm² (AWG24),
Insulator diameter: 1.1 mm),
Standard length: 2 m
E3S-CL2:
4-dia. vinyl-insulated round cable with 3 conductors
(Conductor cross section area: 0.2 mm² (AWG24),
Insulator diameter: 1.2 mm),
Standard length: 2 m

Note: The output selector, operation selector, and distance setting adjuster are located inside the cover.

Terms and Conditions of Sale

1. **Offer; Acceptance.** These terms and conditions (these "Terms") are deemed part of all quotes, agreements, purchase orders, acknowledgments, price lists, catalogs, manuals, brochures and other documents, whether electronic or in writing, relating to the sale of products or services (collectively, the "Products") by Omron Electronics LLC and its subsidiary companies ("Omron"). Omron objects to any terms or conditions proposed in Buyer's purchase order or other documents which are inconsistent with, or in addition to, these Terms.
2. **Prices; Payment Terms.** All prices stated are current, subject to change without notice by Omron. Omron reserves the right to increase or decrease prices on any unshipped portions of outstanding orders. Payments for Products are due net 30 days unless otherwise stated in the invoice.
3. **Discounts.** Cash discounts, if any, will apply only on the net amount of invoices sent to Buyer after deducting transportation charges, taxes and duties, and will be allowed only if (i) the invoice is paid according to Omron's payment terms and (ii) Buyer has no past due amounts.
4. **Interest.** Omron, at its option, may charge Buyer 1-1/2% interest per month or the maximum legal rate, whichever is less, on any balance not paid within the stated terms.
5. **Orders.** Omron will accept no order less than \$200 net billing.
6. **Governmental Approvals.** Buyer shall be responsible for, and shall bear all costs involved in, obtaining any government approvals required for the importation or sale of the Products.
7. **Taxes.** All taxes, duties and other governmental charges (other than general real property and income taxes), including any interest or penalties thereon, imposed directly or indirectly on Omron or required to be collected directly or indirectly by Omron for the manufacture, production, sale, delivery, importation, consumption or use of the Products sold hereunder (including customs duties and sales, excise, use, turnover and license taxes) shall be charged to and remitted by Buyer to Omron.
8. **Financial.** If the financial position of Buyer at any time becomes unsatisfactory to Omron, Omron reserves the right to stop shipments or require satisfactory security or payment in advance. If Buyer fails to make payment or otherwise comply with these Terms or any related agreement, Omron may (without liability and in addition to other remedies) cancel any unshipped portion of Products sold hereunder and stop any Products in transit until Buyer pays all amounts, including amounts payable hereunder, whether or not then due, which are owing to it by Buyer. Buyer shall in any event remain liable for all unpaid accounts.
9. **Cancellation; Etc.** Orders are not subject to rescheduling or cancellation unless Buyer indemnifies Omron against all related costs or expenses.
10. **Force Majeure.** Omron shall not be liable for any delay or failure in delivery resulting from causes beyond its control, including earthquakes, fires, floods, strikes or other labor disputes, shortage of labor or materials, accidents to machinery, acts of sabotage, riots, delay in or lack of transportation or the requirements of any government authority.
11. **Shipping; Delivery.** Unless otherwise expressly agreed in writing by Omron:
 - a. Shipments shall be by a carrier selected by Omron; Omron will not drop ship except in "break down" situations.
 - b. Such carrier shall act as the agent of Buyer and delivery to such carrier shall constitute delivery to Buyer;
 - c. All sales and shipments of Products shall be FOB shipping point (unless otherwise stated in writing by Omron), at which point title and risk of loss shall pass from Omron to Buyer; provided that Omron shall retain a security interest in the Products until the full purchase price is paid;
 - d. Delivery and shipping dates are estimates only; and
 - e. Omron will package Products as it deems proper for protection against normal handling and extra charges apply to special conditions.
12. **Claims.** Any claim by Buyer against Omron for shortage or damage to the Products occurring before delivery to the carrier must be presented in writing to Omron within 30 days of receipt of shipment and include the original transportation bill signed by the carrier noting that the carrier received the Products from Omron in the condition claimed.
13. **Warranties.** (a) **Exclusive Warranty.** Omron's exclusive warranty is that the Products will be free from defects in materials and workmanship for a period of twelve months from the date of sale by Omron (or such other period expressed in writing by Omron). Omron disclaims all other warranties, express or implied. (b) **Limitations.** OMRON MAKES NO WARRANTY OR REPRESENTATION, EXPRESS OR IMPLIED, ABOUT NON-INFRINGEMENT, MERCHANTABILITY OR FITNESS FOR A PARTICULAR PURPOSE OF THE PRODUCTS. BUYER ACKNOWLEDGES THAT IT ALONE HAS DETERMINED THAT THE PRODUCTS WILL SUITABLY MEET THE REQUIREMENTS OF THEIR INTENDED USE. Omron further disclaims all warranties and responsibility of any type for claims or expenses based on infringement by the Products or otherwise of any intellectual property right. (c) **Buyer Remedy.** Omron's sole obligation hereunder shall be, at Omron's election, to (i) replace (in the form originally shipped with Buyer responsible for labor charges for removal or replacement thereof) the non-complying Product, (ii) repair the non-complying Product, or (iii) repay or credit Buyer an amount equal to the purchase price of the non-complying Product; provided that in no event shall Omron be responsible for warranty, repair, indemnity or any other claims or expenses regarding the Products unless Omron's analysis confirms that the Products were properly handled, stored, installed and maintained and not subject to contamination, abuse, misuse or inappropriate modification. Return of any Products by Buyer must be approved in writing by Omron before shipment. Omron Companies shall not be liable for the suitability or unsuitability or the results from the use of Products in combination with any electrical or electronic components, circuits, system assemblies or any other materials or substances or environments. Any advice, recommendations or information given orally or in writing, are not to be construed as an amendment or addition to the above warranty. See <http://www.omron247.com> or contact your Omron representative for published information.
14. **Limitation on Liability; Etc.** OMRON COMPANIES SHALL NOT BE LIABLE FOR SPECIAL, INDIRECT, INCIDENTAL, OR CONSEQUENTIAL DAMAGES, LOSS OF PROFITS OR PRODUCTION OR COMMERCIAL LOSS IN ANY WAY CONNECTED WITH THE PRODUCTS, WHETHER SUCH CLAIM IS BASED IN CONTRACT, WARRANTY, NEGLIGENCE OR STRICT LIABILITY. Further, in no event shall liability of Omron Companies exceed the individual price of the Product on which liability is asserted.
15. **Indemnities.** Buyer shall indemnify and hold harmless Omron Companies and their employees from and against all liabilities, losses, claims, costs and expenses (including attorney's fees and expenses) related to any claim, investigation, litigation or proceeding (whether or not Omron is a party) which arises or is alleged to arise from Buyer's acts or omissions under these Terms or in any way with respect to the Products. Without limiting the foregoing, Buyer (at its own expense) shall indemnify and hold harmless Omron and defend or settle any action brought against such Companies to the extent based on a claim that any Product made to Buyer specifications infringed intellectual property rights of another party.
16. **Property; Confidentiality.** Any intellectual property in the Products is the exclusive property of Omron Companies and Buyer shall not attempt to duplicate it in any way without the written permission of Omron. Notwithstanding any charges to Buyer for engineering or tooling, all engineering and tooling shall remain the exclusive property of Omron. All information and materials supplied by Omron to Buyer relating to the Products are confidential and proprietary, and Buyer shall limit distribution thereof to its trusted employees and strictly prevent disclosure to any third party.
17. **Export Controls.** Buyer shall comply with all applicable laws, regulations and licenses regarding (i) export of products or information; (ii) sale of products to "forbidden" or other proscribed persons; and (iii) disclosure to non-citizens of regulated technology or information.
18. **Miscellaneous.** (a) **Waiver.** No failure or delay by Omron in exercising any right and no course of dealing between Buyer and Omron shall operate as a waiver of rights by Omron. (b) **Assignment.** Buyer may not assign its rights hereunder without Omron's written consent. (c) **Law.** These Terms are governed by the law of the jurisdiction of the home office of the Omron company from which Buyer is purchasing the Products (without regard to conflict of law principles). (d) **Amendment.** These Terms constitute the entire agreement between Buyer and Omron relating to the Products, and no provision may be changed or waived unless in writing signed by the parties. (e) **Severability.** If any provision hereof is rendered ineffective or invalid, such provision shall not invalidate any other provision. (f) **Setoff.** Buyer shall have no right to set off any amounts against the amount owing in respect of this invoice. (g) **Definitions.** As used herein, "including" means "including without limitation"; and "Omron Companies" (or similar words) mean Omron Corporation and any direct or indirect subsidiary or affiliate thereof.

Certain Precautions on Specifications and Use

1. **Suitability of Use.** Omron Companies shall not be responsible for conformity with any standards, codes or regulations which apply to the combination of the Product in the Buyer's application or use of the Product. At Buyer's request, Omron will provide applicable third party certification documents identifying ratings and limitations of use which apply to the Product. This information by itself is not sufficient for a complete determination of the suitability of the Product in combination with the end product, machine, system, or other application or use. Buyer shall be solely responsible for determining appropriateness of the particular Product with respect to Buyer's application, product or system. Buyer shall take application responsibility in all cases but the following is a non-exhaustive list of applications for which particular attention must be given:
 - (i) Outdoor use, uses involving potential chemical contamination or electrical interference, or conditions or uses not described in this document.
 - (ii) Use in consumer products or any use in significant quantities.
 - (iii) Energy control systems, combustion systems, railroad systems, aviation systems, medical equipment, amusement machines, vehicles, safety equipment, and installations subject to separate industry or government regulations.
 - (iv) Systems, machines and equipment that could present a risk to life or property. Please know and observe all prohibitions of use applicable to this Product.
 NEVER USE THE PRODUCT FOR AN APPLICATION INVOLVING SERIOUS RISK TO LIFE OR PROPERTY OR IN LARGE QUANTITIES WITHOUT ENSURING THAT THE SYSTEM AS A WHOLE HAS BEEN DESIGNED TO ADDRESS THE RISKS, AND THAT THE OMRON'S PRODUCT IS PROPERLY RATED AND INSTALLED FOR THE INTENDED USE WITHIN THE OVERALL EQUIPMENT OR SYSTEM.
2. **Programmable Products.** Omron Companies shall not be responsible for the user's programming of a programmable Product, or any consequence thereof.
3. **Performance Data.** Data presented in Omron Company websites, catalogs and other materials is provided as a guide for the user in determining suitability and does not constitute a warranty. It may represent the result of Omron's test conditions, and the user must correlate it to actual application requirements. Actual performance is subject to the Omron's Warranty and Limitations of Liability.
4. **Change in Specifications.** Product specifications and accessories may be changed at any time based on improvements and other reasons. It is our practice to change part numbers when published ratings or features are changed, or when significant construction changes are made. However, some specifications of the Product may be changed without any notice. When in doubt, special part numbers may be assigned to fix or establish key specifications for your application. Please consult with your Omron's representative at any time to confirm actual specifications of purchased Product.
5. **Errors and Omissions.** Information presented by Omron Companies has been checked and is believed to be accurate; however, no responsibility is assumed for clerical, typographical or proofreading errors or omissions.

OMRON INDUSTRIAL AUTOMATION • THE AMERICAS HEADQUARTERS

Schaumburg, IL USA • 847.843.7900 • 800.556.6766 • www.omron247.com

OMRON CANADA, INC. • HEAD OFFICE

Toronto, ON, Canada • 416.286.6465 • 866.986.6766 • www.omron247.com

OMRON ELECTRONICS DE MEXICO • HEAD OFFICE

México DF • 52.55.59.01.43.00 • 001.800.556.6766 • mela@omron.com

OMRON ELECTRONICS DE MEXICO • SALES OFFICE

Apodaca, N.L. • 52.81.11.56.99.20 • 001.800.556.6766 • mela@omron.com

OMRON ELETRÔNICA DO BRASIL LTDA • HEAD OFFICE

São Paulo, SP, Brasil • 55.11.2101.6300 • www.omron.com.br

OMRON ARGENTINA • SALES OFFICE

Cono Sur • 54.11.4783.5300

OMRON CHILE • SALES OFFICE

Santiago • 56.9.9917.3920

OTHER OMRON LATIN AMERICA SALES

54.11.4783.5300

OMRON EUROPE B.V. • Wegalaan 67-69, NL-2132 JD, Hoofddorp, The Netherlands. • Tel: +31 (0) 23 568 13 00

Fax: +31 (0) 23 568 13 88 • www.industrial.omron.eu

Mouser Electronics

Authorized Distributor

Click to View Pricing, Inventory, Delivery & Lifecycle Information:

Omron:

E3S-CL2