


The TFBR series provides high power density in a low profile package. Designed for easy assembly and supplied with a variety of terminal styles, the film technology lends itself to high frequency operation due to its low inductance characteristics. The added benefit of high instantaneous pulse capacity also makes the TFBR suitable for braking, snubbing and discharge requirements. This product is RoHS compliant.



Characteristics

Tolerance (Code):	± 10% (K)
Operating temperature:	-50°C to +200°C
Max operating voltage:	1000Vdc
Temperature coefficient:	±150ppm/°C
Max surface temperature:	200°C. For > 200°C please contact ARCOL
Dielectric strength:	2.5kVdc, 60s at 50Hz
Inductance:	< 6µH
Standard value:	E12 - 10R, 22R, 47R, 68R, 100R, 220R, 470R, 680R (other values available on request)

Electrical Specifications

Type	Wattage (in free air)	Wattage (on heat sink)	Value Range
TFBR100	20	100	5R to 680R
TFBR300	40	300	5R to 680R
TFBR900	120	900	5R to 680R

Ordering Procedure

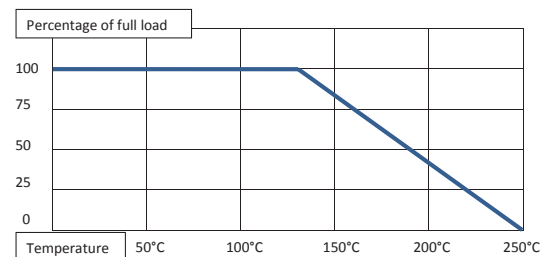
Standard Resistor: Series, Resistance Value, Tolerance, Terminal

Terminal types:

F - 100mm Cable, L - Solder pad, M - Push-on terminals

e.g TFBR100S 10R K F

Derating Curve



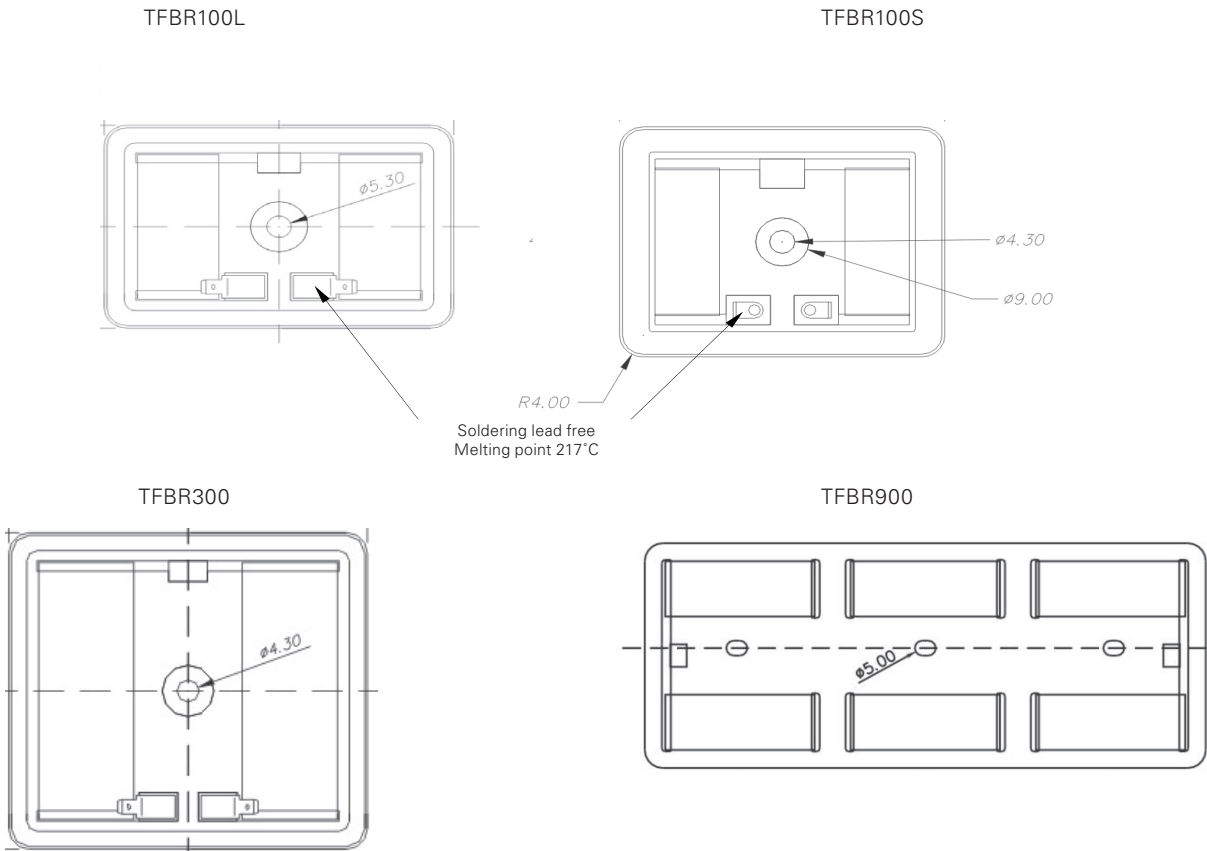
ARCOL UK Limited,
Threemilestone Ind. Estate,
Truro, Cornwall, TR4 9LG, UK.
T +44 (0) 1872 277431
F +44 (0) 1872 222002
E sales@arcolresistors.com

The information contained herein does not form part of a contract and is subject to change without notice. ARCOL operate a policy of continual product development, therefore, specifications may change.

It is the responsibility of the customer to ensure that the component selected from our range is suitable for the intended application. If in doubt please ask ARCOL.

For more information and ordering, please consult
www.arcolresistors.com

Dimensions (mm)



Types	Length	Width	Thickness
TFBR100L	61.0	41.0	1.0
TFBR100S	55.0	43.0	1.0
TFBR300	70.0	61.0	1.0
TFBR900	188.0	75.0	1.0

Mounting Notes: It is recommended that the resistor is mounted to a heatsink with a surface finish of <6.3µm with a flatness of <0.05mm. Thermal grease (e.g. Dow Corning DC340 or equivalent) should also be applied between heatsink and resistor.

Torque: The resistor should be mounted using an M4/M5 screw head bolt, torqued to a maximum of 6Nm.

Cable specifications: AWG 20 - 0,519mm² wire Ø, UL style 1015, 105°C, 600V, 100mm length but other length available on request.

Push-on terminals: 5.5x2.8mm, 0.8 mm thick

ARCOL UK Limited,
Threemilestone Ind. Estate,
Truro, Cornwall, TR4 9LG, UK.
T +44 (0) 1872 277431
F +44 (0) 1872 222002
E sales@arcolresistors.com

www.arcolresistors.com

The information contained herein does not form part of a contract and is subject to change without notice. ARCOL operate a policy of continual product development, therefore, specifications may change.

It is the responsibility of the customer to ensure that the component selected from our range is suitable for the intended application. If in doubt please ask ARCOL.

Mouser Electronics

Authorized Distributor

Click to View Pricing, Inventory, Delivery & Lifecycle Information:

[Ohmite:](#)

[TFBR300 47R K L](#) [TFBR300 47R K F](#) [TFBR300 100R K F](#)