

# UM11612

## IMX8MMINI-IARD interposer board

Rev. 1.0 — 22 June 2021

User manual

### Document information

Information	Content
Keywords	I <sup>2</sup> C-bus, SPI, RX, TX, PWM, GPIO, Arduino port, EVK
Abstract	IMX8MMINI-IARD is an interposer board dedicated for the conversion of i.MX 8M Mini LPDDR4 EVK expansion connector (J1003) into an Arduino port. The IMX8MMINI-IARD interposer board transforms the i.MX 8M Mini LPDDR4 EVK into an Arduino compatible evaluation board.



## Revision history

Rev	Date	Description
v.1.0	20210622	Initial version

## Important notice

NXP provides the enclosed product(s) under the following conditions:

This evaluation kit is intended for use of ENGINEERING DEVELOPMENT OR EVALUATION PURPOSES ONLY. It is provided as a sample IC pre-soldered to a printed circuit board to make it easier to access inputs, outputs, and supply terminals. This evaluation board may be used with any development system or other source of I/O signals by simply connecting it to the host MCU or computer board via off-the-shelf cables. This evaluation board is not a Reference Design and is not intended to represent a final design recommendation for any particular application. Final device in an application will be heavily dependent on proper printed circuit board layout and heat sinking design as well as attention to supply filtering, transient suppression, and I/O signal quality.

The goods provided may not be complete in terms of required design, marketing, and or manufacturing related protective considerations, including product safety measures typically found in the end product incorporating the goods. Due to the open construction of the product, it is the user's responsibility to take any and all appropriate precautions with regard to electrostatic discharge. In order to minimize risks associated with the customers applications, adequate design and operating safeguards must be provided by the customer to minimize inherent or procedural hazards. For any safety concerns, contact NXP sales and technical support services.

### CAUTION



This product has not undergone formal EMC assessment. It is the responsibility of the user to ensure that any finished assembly complies with applicable regulations on EMC interference. EMC testing, and other testing requirements for CE is the responsibility of the user.

## 1 Introduction

---

This user manual describes the IMX8MMINI-IARD interposer board and details how to operate it along with an i.MX 8M Mini LPDDR4 EVK board. The i.MX 8M Mini LPDDR4 EVK is an evaluation board used mainly to test and operate the i.MX Mini Applications Processor, designed and manufactured by NXP Semiconductors.

Among the several peripherals, the EVK contains a general-purpose expansion connector, allowing flexible interconnections between EVK and other devices. However, the EVK board doesn't contain an Arduino port. The IMX8MMINI-IARD interposer board is intended to bridge this gap. Connecting the interposer board to expansion connector J1003, the i.MX 8M Mini LPDDR4 EVK allows for direct connection with Arduino compatible boards and devices.

## 2 Finding kit resources and information on the NXP web site

---

NXP Semiconductors provides online resources for this evaluation board and its supported device(s) on <http://www.nxp.com>.

The information page for IMX8MMINI-IARD interposer board is at <https://www.nxp.com/IMX8MMINI-IARD>. The information page provides overview information, documentation, parametrics, ordering information and a Getting Started tab. The Getting Started tab provides quick-reference information applicable to using the IMX8MMINI-IARD interposer board.

### 2.1 Collaborate in the NXP community

The NXP community is for sharing ideas and tips, ask and answer technical questions, and receive input on just about any embedded design topic.

The NXP community is at <http://community.nxp.com>.

## 3 Getting ready

---

Working with the IMX8MMINI-IARD interposer board requires the kit contents and an i.MX 8M Mini LPDDR4 EVK board.

### 3.1 Kit contents

- Assembled and tested interposer board in an anti-static bag
- Quick Start Guide

## 4 Getting to know the hardware

---

### 4.1 Board features

- Operates in conjunction with i.MX 8M Mini LPDDR4 EVK board
- Direct connection (as mezzanine card to i.MX Mini LPDDR4 EVK – J1003)
- Direct connection with Arduino cards and devices

## 4.2 Board description

The IMX8MMINI-IARD interposer board is designed to be used along with an i.MX 8M Mini LPDDR4 EVK board. The interposer board can be attached to the EVK by plugging the J1 connector (located on the bottom side of the interposer board) into J1003 expansion connector (located on the top side of the EVK), as illustrated in [Figure 1](#) and [Figure 2](#). The assembly allows the user to connect any daughter card or external device equipped with an Arduino interface to the i.MX 8M Mini LPDDR4 evaluation board. [Table 1](#) depicts the pin chart of the Arduino connectors (located on the top side of the interposer board) and J1003 expansion connector, so that the user can easily identify the allocated digital lines.

### Important notice:

The "I2C3\_SDA\_3V3" and "I2C3\_SCL\_3V3" digital lines (pin 2, 3, J1003) are shared with the control input of U201 IO expander on the EVK mother board (see the schematic of i.MX8M Mini LPDDR4 EVK board, available at URL: <https://www.nxp.com/IMX8MMINI-IARD>). Some IOs of U201 go to the same expansion connector ("EXP\_IO8" to "EXP\_IO12", see [Table 1](#)), therefore the I<sup>2</sup>C bus lines cannot be used as general IOs. If the I<sup>2</sup>C lines are programmed as GPIOs, U201 will not be controlled anymore, and "EXP\_IO" lines are not available.




Figure 1. i.MX 8M Mini LPDDR4 EVK (left), IMX8MMINI-IARD (right)




Figure 2. The IMX8MMINI-IARD interposer board attached to the EVK

Table 1. J1003 / Arduino pin chart

Pin chart of J1003 (EVK) / J1 and Arduino connectors (interposer board).

Net name -IMX8MMINI-IARD (Arduino connectors)	Net name - i.MX8M Mini LPDDR4	J1003 / J1 Pin number		Net name - i.MX8M Mini LPDDR4	Net name -IMX8MMINI-IARD (Arduino connectors)
3V3 (J2-4)	VEXT_3V3	1	2	VDD_5V	5V (J2-5)
D18_SDA (J3-5)	I2C3_SDA_3V3	3	4	VDD_5V	5V (J2-5)
D19_SCL (J3-6)	I2C3_SCL_3V3	5	6	GND	GND (J2-6,7 / J4-7)
D20_RST (J2-3)	UART3_CTS	7	8	UART3_TXD	D1_TX (J5-2)
GND (J2-6,7 / J4-7)	GND	9	10	UART3_RXD	D0_RX (J5-1)
—	UART3_RTS	11	12	EXP_IO8	D8 (J4-1)
D3_PWM1 (J5-4)	EXP_IO9	13	14	GND	GND (J2-6,7 / J4-7)
D4 (J5-5)	EXP_IO10	15	16	EXP_IO11	D9 (J4-2)
3V3	VEXT_3V3	17	18	—	—
D11_MOSI (J4-4)	ECSPI2_MOSI	19	20	GND	GND (J2-6,7 / J4-7)
D12_MISO (J4-5)	ECSPI2_MISO	21	22	—	—
D13_SCK (J4-6)	ECSPI2_SCLK	23	24	ECSPI2_SS0	D10_SS (J4-3)
GND (J2-6,7 / J4-7)	GND	25	26	—	—
—	—	27	28	—	—
—	—	29	30	GND	GND (J2-6,7 / J4-7)
D5_PWM2 (J5-6)	EXP_IO14	31	32	EXP_IO12	D7 (J5-8)
D6 (J5-7)	EXP_IO13	33	34	GND	GND (J2-6,7 / J4-7)

Table 1. J1003 / Arduino pin chart...continued

Pin chart of J1003 (EVK) / J1 and Arduino connectors (interposer board).

Net name -IMX8MMINI-IARD (Arduino connectors)	Net name - i.MX8M Mini LPDDR4	J1003 / J1 Pin number		Net name - i.MX8M Mini LPDDR4	Net name -IMX8MMINI-IARD (Arduino connectors)
D2 (J5-3)	SAI5_RXD3	35	36	SAI5_RXD2	D14 (J3-1)
D17 (J3-4)	SAI5_RXD1	37	38	SAI5_RXD0	D15 (J3-2)
GND (J2-6,7 / J4-7)	GND	39	40	SAI5_RXC	D16 (J3-3)

### 4.3 Board connection

Figure 3 shows how the IMX8MMINI-IARD interposer board can be used to connect an Arduino compatible daughter board to an i.MX 8M Mini LPDDR4 EVK.

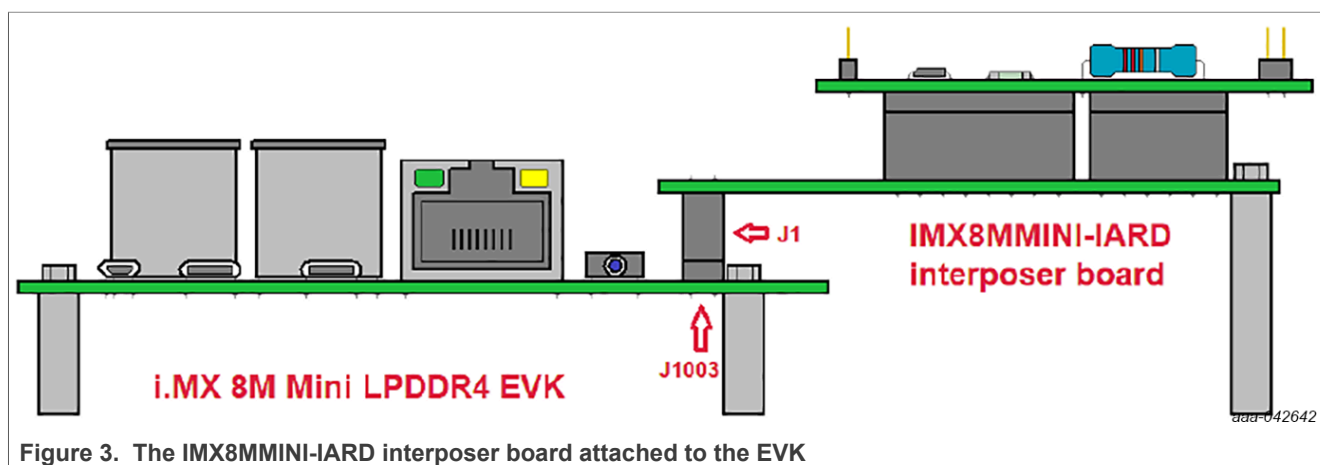


Figure 3. The IMX8MMINI-IARD interposer board attached to the EVK

### 4.4 Schematic, board layout and bill of materials

The schematic, board layout and bill of materials for the IMX8MMINI-IARD interposer board are available at <https://www.nxp.com/IMX8MMINI-IARD>.

## 5 Legal information

### 5.1 Definitions

**Draft** — A draft status on a document indicates that the content is still under internal review and subject to formal approval, which may result in modifications or additions. NXP Semiconductors does not give any representations or warranties as to the accuracy or completeness of information included in a draft version of a document and shall have no liability for the consequences of use of such information.

### 5.2 Disclaimers

**Limited warranty and liability** — Information in this document is believed to be accurate and reliable. However, NXP Semiconductors does not give any representations or warranties, expressed or implied, as to the accuracy or completeness of such information and shall have no liability for the consequences of use of such information. NXP Semiconductors takes no responsibility for the content in this document if provided by an information source outside of NXP Semiconductors. In no event shall NXP Semiconductors be liable for any indirect, incidental, punitive, special or consequential damages (including - without limitation - lost profits, lost savings, business interruption, costs related to the removal or replacement of any products or rework charges) whether or not such damages are based on tort (including negligence), warranty, breach of contract or any other legal theory. Notwithstanding any damages that customer might incur for any reason whatsoever, NXP Semiconductors' aggregate and cumulative liability towards customer for the products described herein shall be limited in accordance with the Terms and conditions of commercial sale of NXP Semiconductors.

**Right to make changes** — NXP Semiconductors reserves the right to make changes to information published in this document, including without limitation specifications and product descriptions, at any time and without notice. This document supersedes and replaces all information supplied prior to the publication hereof.

**Suitability for use** — NXP Semiconductors products are not designed, authorized or warranted to be suitable for use in life support, life-critical or safety-critical systems or equipment, nor in applications where failure or malfunction of an NXP Semiconductors product can reasonably be expected to result in personal injury, death or severe property or environmental damage. NXP Semiconductors and its suppliers accept no liability for inclusion and/or use of NXP Semiconductors products in such equipment or applications and therefore such inclusion and/or use is at the customer's own risk.

**Applications** — Applications that are described herein for any of these products are for illustrative purposes only. NXP Semiconductors makes no representation or warranty that such applications will be suitable for the specified use without further testing or modification. Customers are responsible for the design and operation of their applications and products using NXP Semiconductors products, and NXP Semiconductors accepts no liability for any assistance with applications or customer product design. It is customer's sole responsibility to determine whether the NXP Semiconductors product is suitable and fit for the customer's applications and products planned, as well as for the planned application and use of customer's third party customer(s). Customers should provide appropriate design and operating safeguards to minimize the risks associated with their applications and products. NXP Semiconductors does not accept any liability related to any default, damage, costs or problem which is based on any weakness or default in the customer's applications or products, or

the application or use by customer's third party customer(s). Customer is responsible for doing all necessary testing for the customer's applications and products using NXP Semiconductors products in order to avoid a default of the applications and the products or of the application or use by customer's third party customer(s). NXP does not accept any liability in this respect.

**Export control** — This document as well as the item(s) described herein may be subject to export control regulations. Export might require a prior authorization from competent authorities.

**Evaluation products** — This product is provided on an "as is" and "with all faults" basis for evaluation purposes only. NXP Semiconductors, its affiliates and their suppliers expressly disclaim all warranties, whether express, implied or statutory, including but not limited to the implied warranties of non-infringement, merchantability and fitness for a particular purpose. The entire risk as to the quality, or arising out of the use or performance, of this product remains with customer. In no event shall NXP Semiconductors, its affiliates or their suppliers be liable to customer for any special, indirect, consequential, punitive or incidental damages (including without limitation damages for loss of business, business interruption, loss of use, loss of data or information, and the like) arising out of the use of or inability to use the product, whether or not based on tort (including negligence), strict liability, breach of contract, breach of warranty or any other theory, even if advised of the possibility of such damages. Notwithstanding any damages that customer might incur for any reason whatsoever (including without limitation, all damages referenced above and all direct or general damages), the entire liability of NXP Semiconductors, its affiliates and their suppliers and customer's exclusive remedy for all of the foregoing shall be limited to actual damages incurred by customer based on reasonable reliance up to the greater of the amount actually paid by customer for the product or five dollars (US\$5.00). The foregoing limitations, exclusions and disclaimers shall apply to the maximum extent permitted by applicable law, even if any remedy fails of its essential purpose.

**Translations** — A non-English (translated) version of a document is for reference only. The English version shall prevail in case of any discrepancy between the translated and English versions.

**Security** — Customer understands that all NXP products may be subject to unidentified or documented vulnerabilities. Customer is responsible for the design and operation of its applications and products throughout their lifecycles to reduce the effect of these vulnerabilities on customer's applications and products. Customer's responsibility also extends to other open and/or proprietary technologies supported by NXP products for use in customer's applications. NXP accepts no liability for any vulnerability. Customer should regularly check security updates from NXP and follow up appropriately. Customer shall select products with security features that best meet rules, regulations, and standards of the intended application and make the ultimate design decisions regarding its products and is solely responsible for compliance with all legal, regulatory, and security related requirements concerning its products, regardless of any information or support that may be provided by NXP. NXP has a Product Security Incident Response Team (PSIRT) (reachable at PSIRT@nxp.com) that manages the investigation, reporting, and solution release to security vulnerabilities of NXP products.

### 5.3 Trademarks

Notice: All referenced brands, product names, service names and trademarks are the property of their respective owners.

**NXP** — wordmark and logo are trademarks of NXP B.V.



Tables

Tab. 1. J1003 / Arduino pin chart ..... 6

Figures

Fig. 1.	i.MX 8M Mini LPDDR4 EVK (left), IMX8MMINI-IARD (right) .....	5
Fig. 2.	The IMX8MMINI-IARD interposer board attached to the EVK .....	6
Fig. 3.	The IMX8MMINI-IARD interposer board attached to the EVK .....	7

## Contents

---

<b>1</b>	<b>Introduction .....</b>	<b>4</b>
<b>2</b>	<b>Finding kit resources and information on the NXP web site .....</b>	<b>4</b>
2.1	Collaborate in the NXP community .....	4
<b>3</b>	<b>Getting ready .....</b>	<b>4</b>
3.1	Kit contents .....	4
<b>4</b>	<b>Getting to know the hardware .....</b>	<b>4</b>
4.1	Board features .....	4
4.2	Board description .....	5
4.3	Board connection .....	7
4.4	Schematic, board layout and bill of materials .....	7
<b>5</b>	<b>Legal information .....</b>	<b>8</b>

---

Please be aware that important notices concerning this document and the product(s) described herein, have been included in section 'Legal information'.

---

© NXP B.V. 2021.

All rights reserved.

For more information, please visit: <http://www.nxp.com>

For sales office addresses, please send an email to: [salesaddresses@nxp.com](mailto:salesaddresses@nxp.com)

Date of release: 22 June 2021  
Document identifier: UM11612

# Mouser Electronics

Authorized Distributor

Click to View Pricing, Inventory, Delivery & Lifecycle Information:

NXP:

[IMX8MMINI-IARD](#)