


NXP WIRELESS POWER SOLUTIONS

MAY – 2017



EXTERNAL USE







SECURE CONNECTIONS
FOR A SMARTER WORLD

Wireless Power Transfer



Wireless Power Standards

| | Standard | Technology | Characteristics |
|--------------------|--|---|---|
| Compatible HW base | Qi (WPC)  | <ul style="list-style-type: none"> - Inductive coupling - 80 – 200kHz - 2 – 2000W | <ul style="list-style-type: none"> - Dominant market share - low power – up to 15W - high power – up to 200W - kitchen – up to 2000W - resonant – free positioning |
| | Apple  | <ul style="list-style-type: none"> - Inductive coupling - 100 – 200kHz - 2W | <ul style="list-style-type: none"> - Apple Watch - Qi subset frequency range |
| | PMA  | <ul style="list-style-type: none"> - Inductive coupling - 105 – 400kHz - 2 – 15W | <ul style="list-style-type: none"> - Qi subset frequency range |
| | A4WP  | <ul style="list-style-type: none"> - Inductive resonant coupling - 6.78MHz - 2 – 50W | <ul style="list-style-type: none"> - No released products (May '16) - Intel, pulled out (May '16) |

} *

WPC Qi Everywhere

| Mobiles | Cars | Consumer | |
|--|--|--|--|
| Samsung, Google, LG, Sony, HTC, Motorola, Microsoft, Nokia, ... | Toyota, Ford, Audi, VW, Skoda, Honda, Hyundai, BMW, Mercedes-Benz, ... | Dell, Ikea, Philips, Panasonic, McDonalds, AirCharge, PowerSquare, ... | |
|  |  |   | |

NXP Wireless Power Products on the Market



| Automotive | |
|----------------|---------------------|
| AUDI | Q7, A4 |
| HONDA | Accord, Civic, CRV |
| BMW | 5 Series, 7 Series |
| KIA | K5 JK, Sportage, K7 |
| VW | Tiguan |
| HYUNDAI | Avante, Ecqus |
| SEAT | Ateca |
| SKODA | Superb, Octavia |

| Consumer | |
|--------------------|---------------|
| LG | G3 Phone Tx |
| Philips | S8860 Tx |
| PowerSquare | Tango Dual Tx |
| Belkin | BOOST↑UP™ Tx |



Customer Challenges

Time to market is key factor to success (big boom of Wireless Charging)

- New technology
- Know-how
- Standards compliance
- Certification

NXP Wireless Power Solutions perfectly address all this needs!



NXP is Key Contributor in WPC

Founding member of Qi Wireless Power Consortium (WPC)

Co-chair of Specification Working Groups in WPC



NXP Qi Solutions are golden units in WPC specification

NXP Qi Solutions are part of certification interoperability test bed

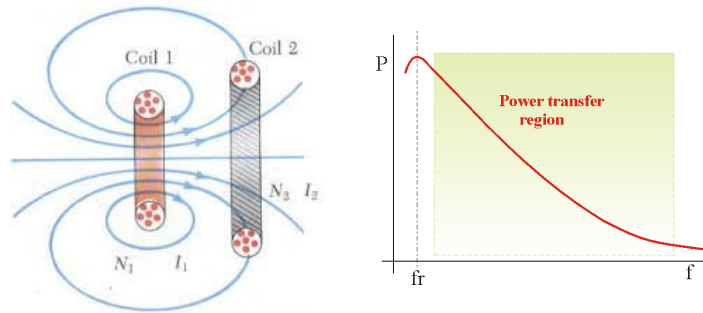
NXP WIRELESS POWER PORTFOLIO



MI vs. MR

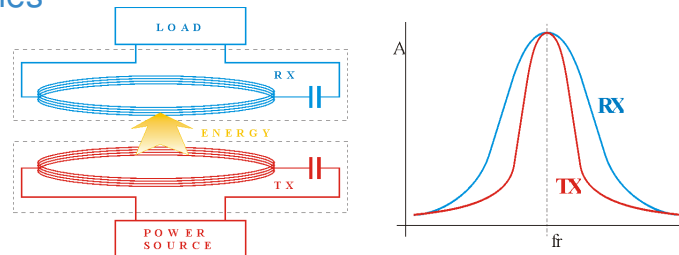
- **Magnetic Induction (MI)**

- Transmitter coil creates a magnetic field, and receiver coil picks up the magnetic field and generates electric current

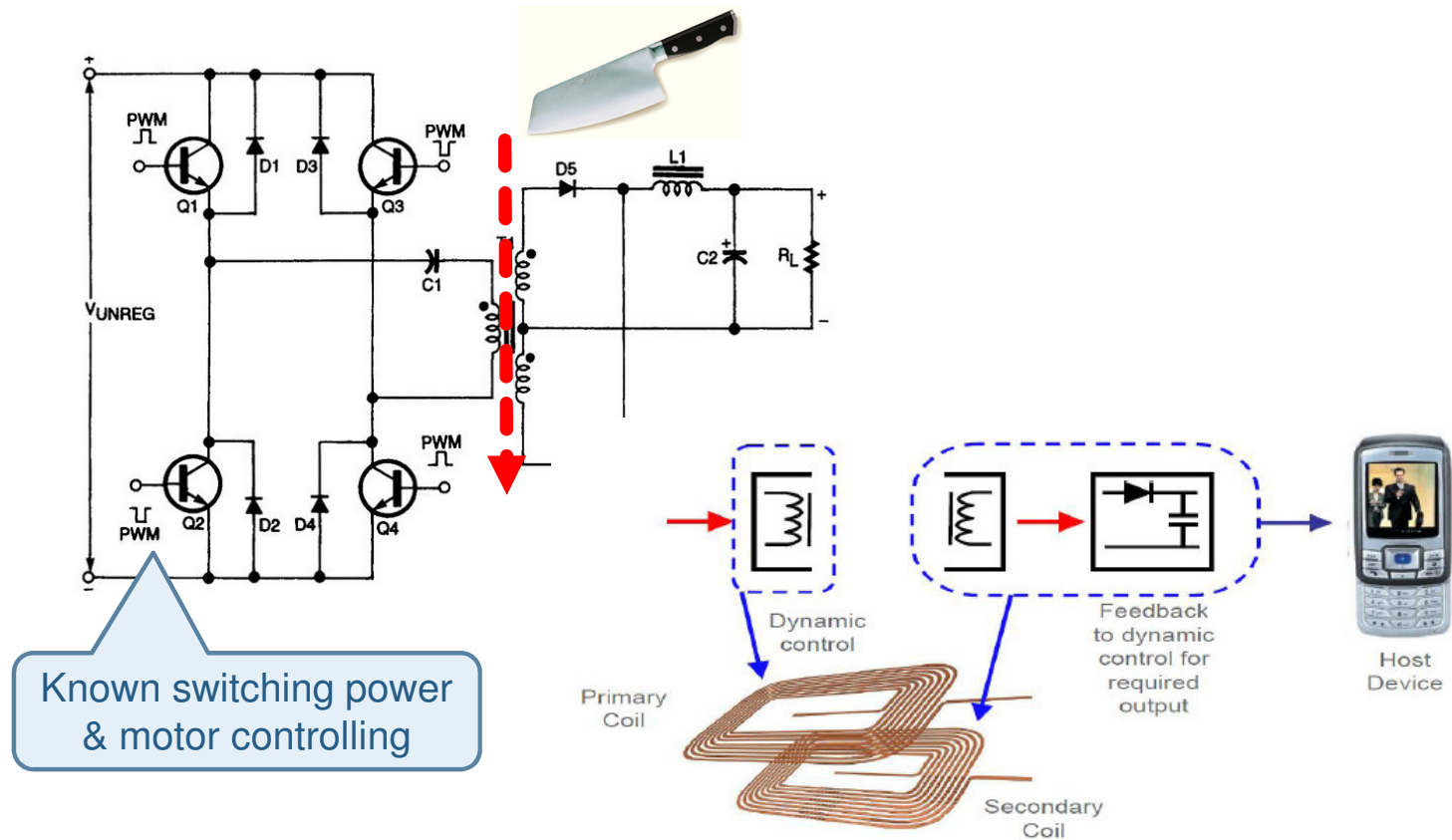


- **Magnetic Resonance (MR)**

- Both transmitter and receiver coils operate at approximately same natural frequencies



Actually You've Known



NXP MCU-based Solutions for Advanced Designs

| Questions | Feasibility |
|---|---|
| <ul style="list-style-type: none">➤ <i>Higher cost?</i>➤ <i>Harder to start up?</i>➤ <i>Longer design period?</i> | <ul style="list-style-type: none">➤ <i>Flexibility to use your own favorite parts</i>➤ <i>Turn-key solutions</i>➤ <i>Easier for tuning for certifications</i>➤ <i>Specification update without PCBA change</i>➤ <i>Controllable thermal / EMI performance</i>➤ <i>Function extensible</i><ul style="list-style-type: none">• <i>Customized U/I</i>• <i>Higher watts provided</i>• <i>etc..</i> |

Wireless Power Solutions Platform

HW

- Reference design
- Optimized BOM


SW


- Professional Grade Qi certified library
- Customizable application / clean API

Support

- Application Expertise
- On-site support up to production

Certification

- WPC consortium co-chair
- Only available  1.2.3 certified solution



NXP Automotive
Wireless Charging Tx
Solutions Platform

Customers Benefits:

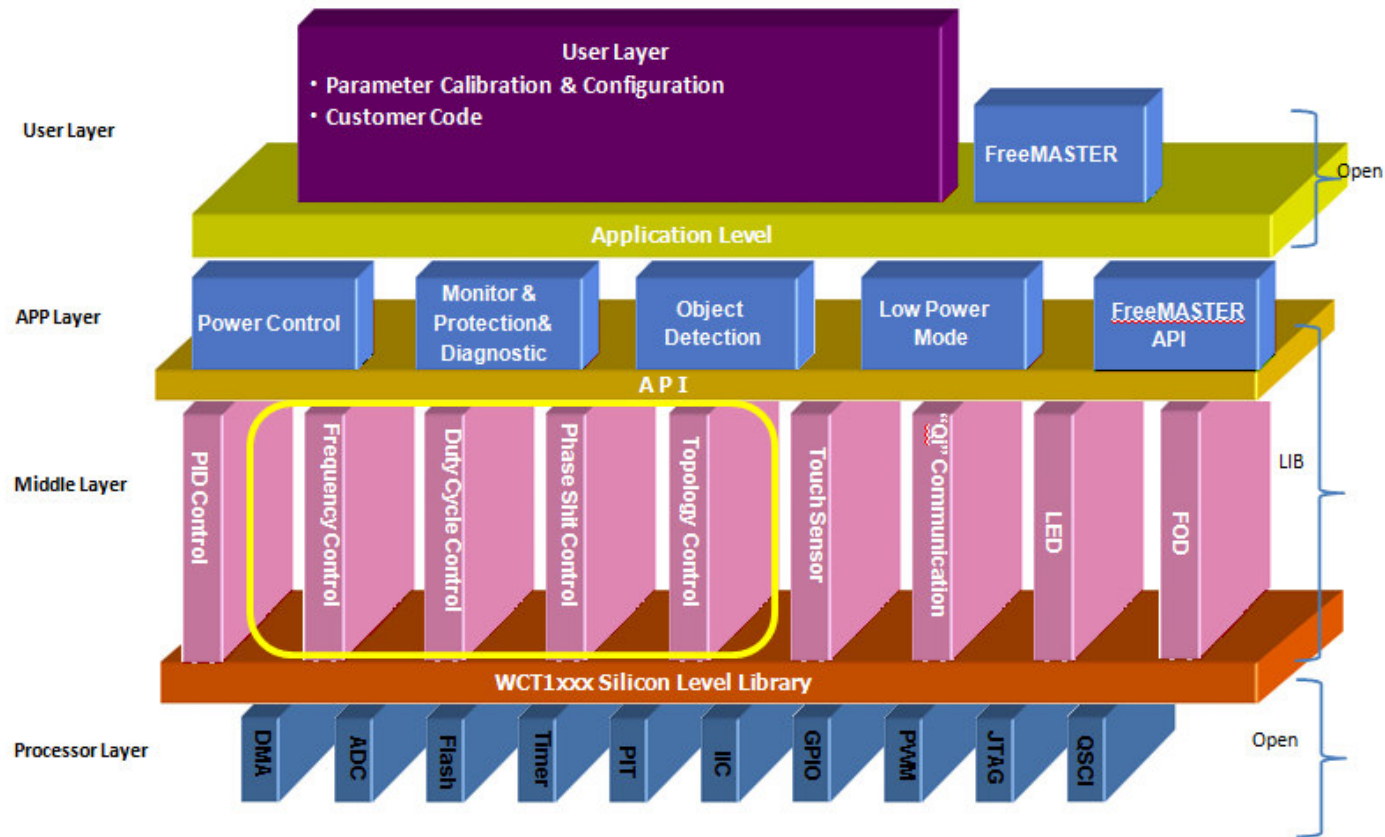
- Reduced Time to Market
- Reduced Risk
- Reduced Development Cost

Application Flexibility

- Custom FOD
- Additional application
- Qi disablement/enablement
- PMA disablement/enablement
- System/user interfaces definition
- Proprietary devices enablement
- Proprietary monitoring/protectutions
- Proprietary messages between Tx and Rx



Software Structure



Development Tools

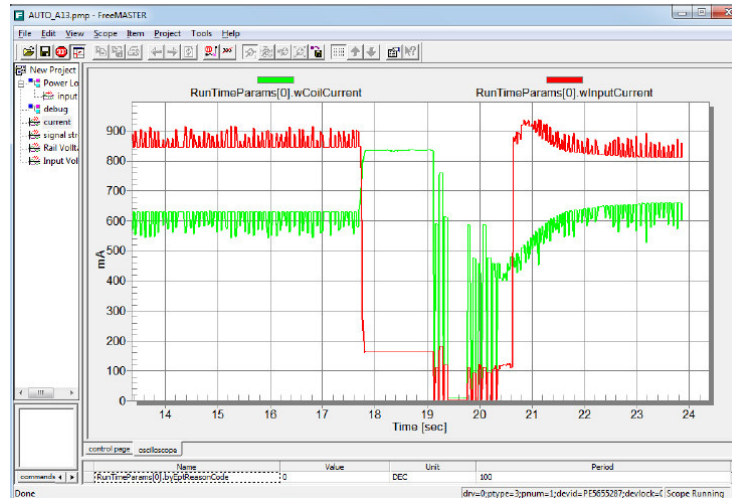
CodeWarrior

- Eclipse based IDE



FreeMASTER

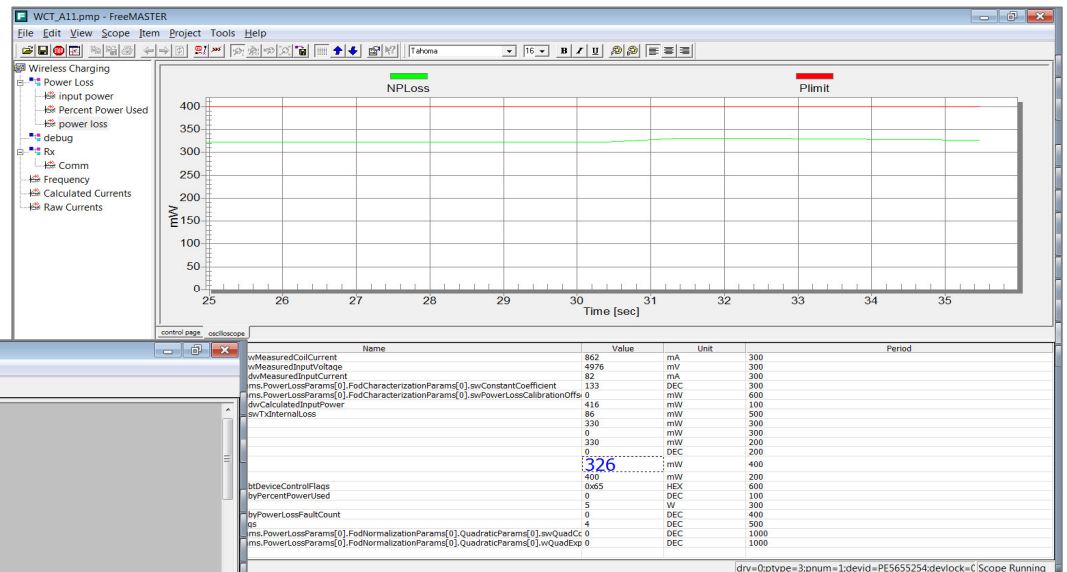
- Monitoring
- Tuning
- Calibration
- Debugging



FreeMASTER for Wireless Charging

• Real-time Design Analysis

- Data Visualization
- Data real-time acquiring
- UART / JTAG / CAN

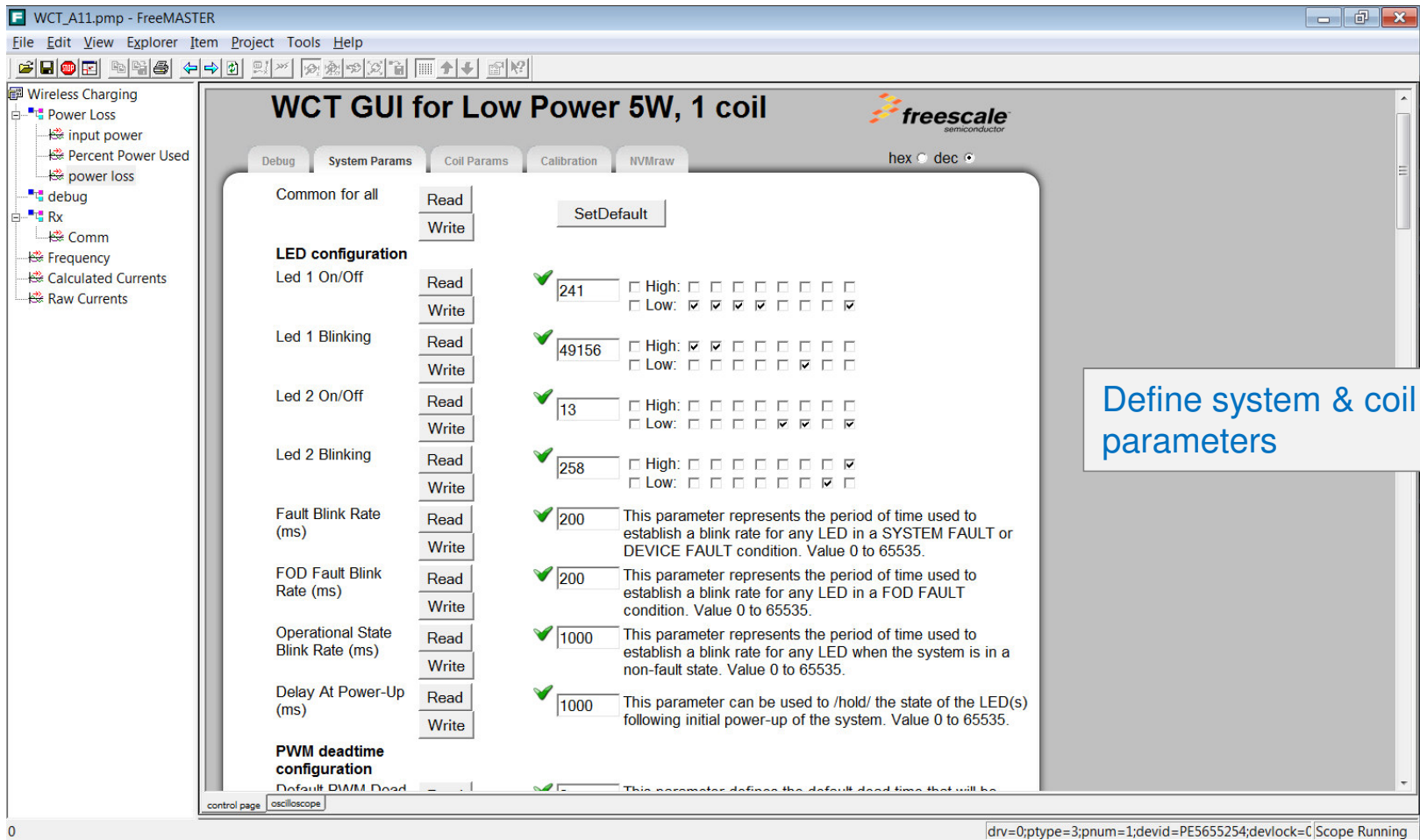


• Debugging & Tuning

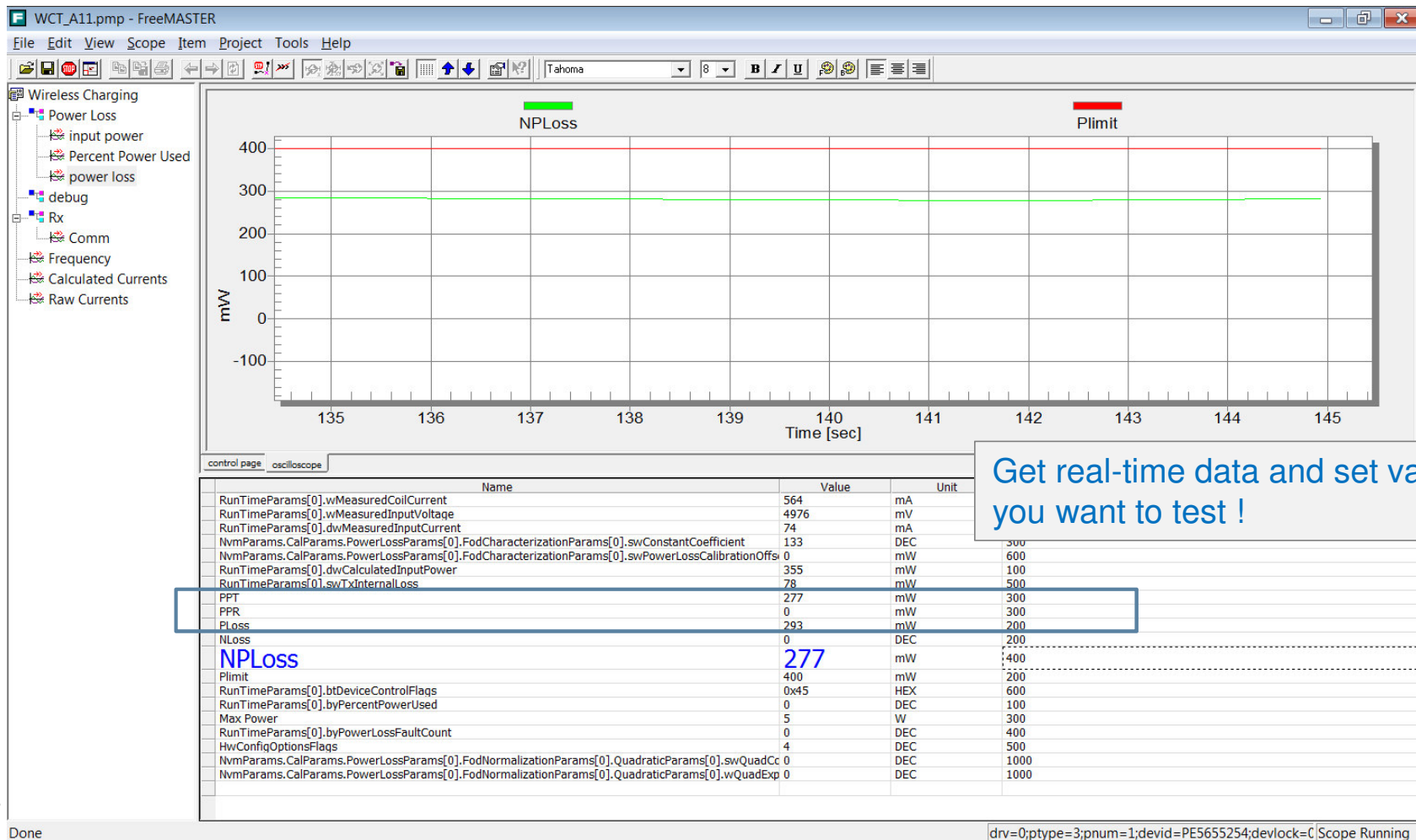
- Parameter tuning
 - System parameters
 - Coil parameters
 - Calibration ex. FOD boundary
- Result written to Flash
- Configuration file creating



Configuration in FreeMASTER



Tuning in FreeMASTER



Calibration in FreeMASTER

WCT_A11.pmp - FreeMASTER

File Edit View Explorer Item Project Tools Help

Wireless Charging

- input power
- Percent Power Used
- power loss

debug

- Rx
- Comm
- Frequency
- Calculated Currents
- Raw Currents

Input Voltage Calibration

- 1) Set Device ID:
- 2) Set the calibration constant to default before calibration: ✓
- 3) Enter to debug mode: ✓
- 4) Read Voltage by processor ✓ mV
- 5) Measure Voltage by multimeter mV
- 6) Move Calibration Constant to NVM: ✓
- 7) Save final calibration constant to FLASH: ✓
- 8) Disconnect FreeMASTER and reset CPU

Input Current Calibration

- 1) Set device ID:
- 2) Set the calibration constant to default before calibration:
- 3) Enter to debug mode:
- 4) Measure the input current for different loads

| | uProc I | Real I |
|-------------------------------------|--------------------------------------|--------------------------------------|
| <input type="button" value="Read"/> | <input type="text" value="50"/> mA | <input type="text" value="50"/> mA |
| <input type="button" value="Read"/> | <input type="text" value="100"/> mA | <input type="text" value="100"/> mA |
| <input type="button" value="Read"/> | <input type="text" value="180"/> mA | <input type="text" value="180"/> mA |
| <input type="button" value="Read"/> | <input type="text" value="320"/> mA | <input type="text" value="320"/> mA |
| <input type="button" value="Read"/> | <input type="text" value="500"/> mA | <input type="text" value="500"/> mA |
| <input type="button" value="Read"/> | <input type="text" value="700"/> mA | <input type="text" value="700"/> mA |
| <input type="button" value="Read"/> | <input type="text" value="1000"/> mA | <input type="text" value="1000"/> mA |

Measured Input Current [mA]

uProc Input Current [mA]

control page oscilloscope

drv=0;ptype=3;pnum=1;devid=PE5655254;devlock=C Scope Running

Just follow the steps to finish calibration !

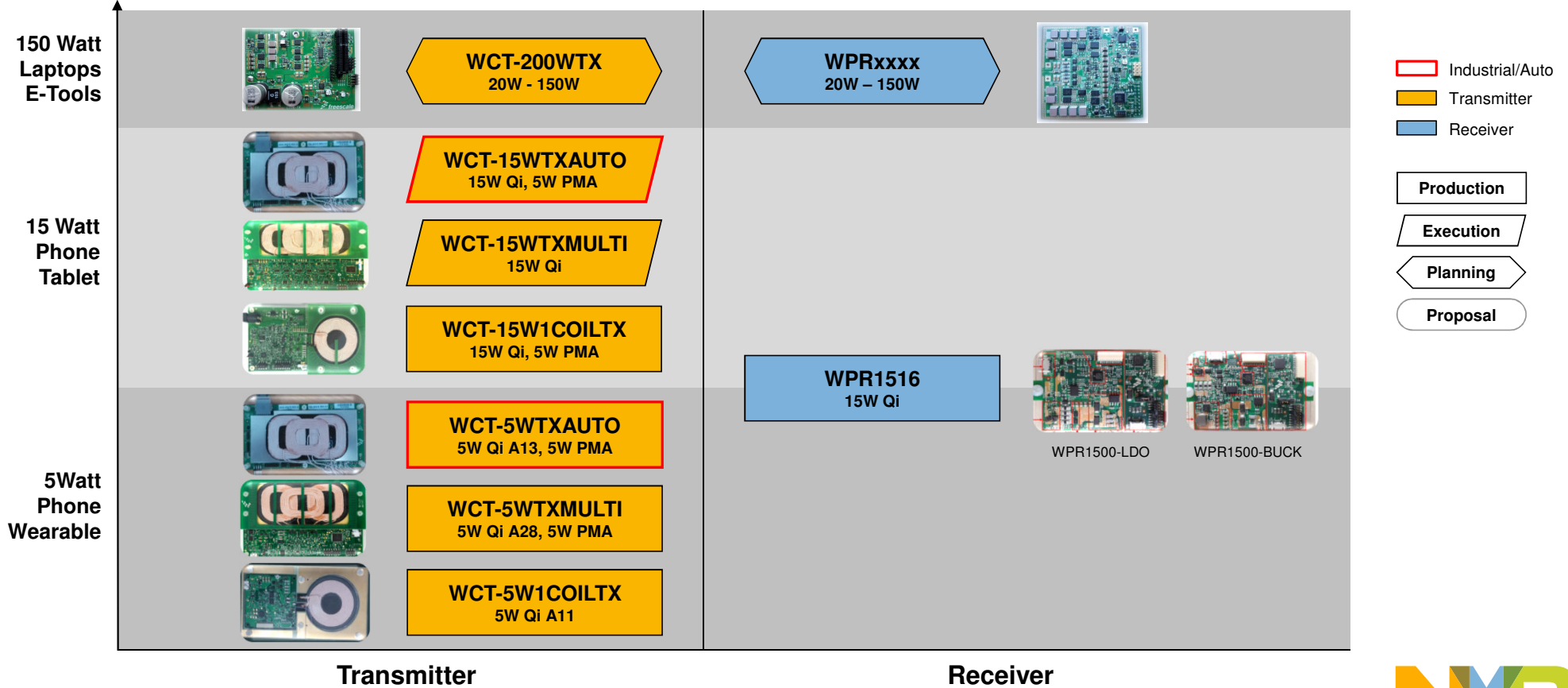





NXP WIRELESS POWER PORTFOLIO







NXP Wireless Power Solutions Portfolio

Power / Applications



-  Industrial/Auto
-  Transmitter
-  Receiver

-  Production
-  Execution
-  Planning
-  Proposal

Transmitter

Receiver

NXP BASE POWER SOLUTIONS



A11 5W Single Coil Transmitter

- **Target Applications:**

- Wearable Charger, Mobile Charger

- **Features:**

- Compliant with WPC low power specifications
- On chip digital demodulation
- Resonance Shift and Power Loss FOD methods
- Dynamic input power limit
- Power transfer efficiency exceeds 75%
- <http://www.nxp.com/products/power-management/wireless-charging-ics/wct-5w1coiltx-single-coil-wireless-charger-reference-design:RDWCT-5W1COILTX>



- **Availability & Certification:**

- Available for demo and evaluation now!
- Got WPC Qi certification with WCT1000CFM


A28 5W 3 Coil Transmitter

- **Target Applications:**

- Wearable Charger, Mobile Charger, Free positioning

- **Features:**

- Compliant with WPC low power specifications
- On chip digital demodulation
- Resonance Shift and Power Loss FOD methods
- Dynamic input power limit
- Power transfer efficiency exceeds 70%
- PMA v1.0 specifications
- NXP IP in WPC specifications
- <http://www.nxp.com/products/power-management/wireless-charging-ics/5w-multi-coil-a-type-wireless-charging-transmitter-reference-design:RDWCT-5WTXMULTI>



- **Availability & Certification:**

- Available for demo and evaluation now!
- Got WPC Qi certification with WCT1101CLH


A13 5W 3 Coil Automotive Transmitter

- **Target Applications:**

- Automotive, Wearable Charger, Mobile Charger, Free positioning

- **Features:**

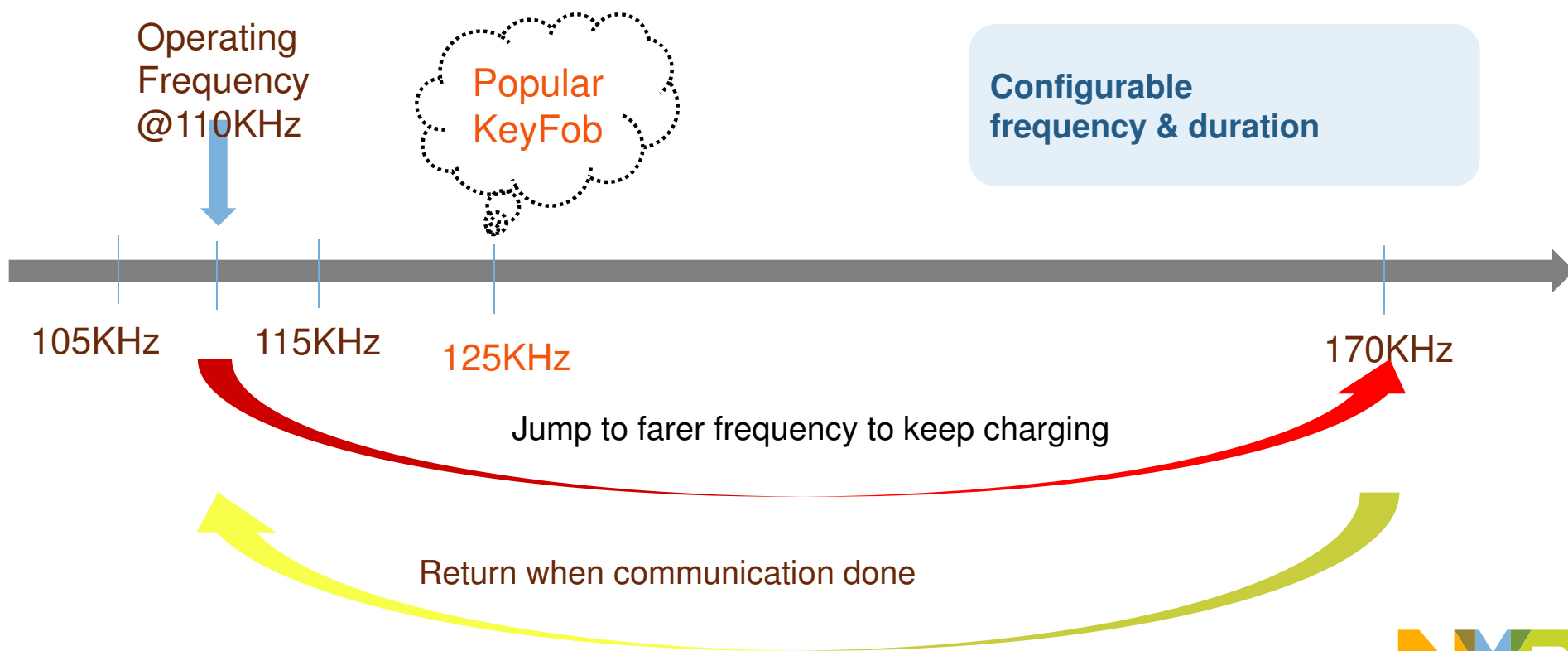
- Compliant with WPC low power specifications
- On chip digital demodulation
- CAN, NFC interfaces
- Fixed frequency PWM control (better EMC)
- Resonance Shift and Power Loss FOD methods
- Key FOB and AM band avoidance
- PMA v1.0 specifications
- AEC-Q100 grade 2 certification
- <http://www.nxp.com/products/power-management/wireless-charging-ics/wct-5wtxauto-multi-coil-wireless-charging-transmitter-reference-platform-for-automotive-applications:RDWCT-5WTXAUTO>



- **Availability & Certification:**

- Available for demo and evaluation now!
- Got WPC Qi certification with WCT1001AVLH

KeyFob Avoidance in A13



NXP EXTENDED POWER SOLUTIONS



15W Single Coil Transmitter

- **Target Applications:**

- Fast Mobile Charger, Tablet Charger

- **Features and Enablement:**

- Compliant with WPC-Qi medium power specifications
- On-chip digital demodulation
- Back compliant with WPC low power specifications
- More than 75% transfer efficiency
- Q-Factor and Power Loss FOD methods
- Ultra-low bill-of-materials (BOM) cost
- <http://www.nxp.com/products/power-management/wireless-charging-ics/wct-15w1coiltx-15-watt-single-coil-wireless-charging-transmitter-reference-platform:RDWCT-15W1COILTX>



- **Availability & Certification:**

- Available for demo and evaluation now!
- Qi Certification on-going


15W Multi Coil Transmitter

- **Target Applications:**

- Fast Mobile Charger, Tablet Charger, Free positioning

- **Features and Enablement:**

- Compliant with WPC-Qi medium power specifications
- On-chip digital demodulation
- Back compliant with WPC low power specifications
- 1st WPC free positioning multiple coils medium power transmitter solution using frequency control, duty cycle control, phase shift control, and topology switch
- Q-Factor and Power Loss FOD methods



- **Availability & Certification:**

- Q2'16
- Qi Certification on-going



15W Receiver

- **Target Applications:**

- Tablet Charger, Fast Mobile Charger

- **Features and Enablement:**

- Compliant with latest WPC medium power specifications
- Input power (3.5 V ~ 20 Vac peak) from the transmitter via the receiver coil
- Power transfer efficiency exceed 74%
- Support two-way communication, transmitter to receiver by FSK and receiver to transmitter by ASK
- Hardware protection of rectifier voltage, output voltage and output current
- **Directly support Quick Charge 2.0 & 3.0 (Class A) & Pump Express +**
- PCB size 40 mm × 40 mm
- Selected as WPC golden MP receiver
- <http://www.nxp.com/products/power-management/wireless-charging-ics/wpr1500-buck-15w-wireless-charging-receiver:RDWPR1500-BUCK>



- **Availability & Certification:**

- Available for demo and evaluation now!




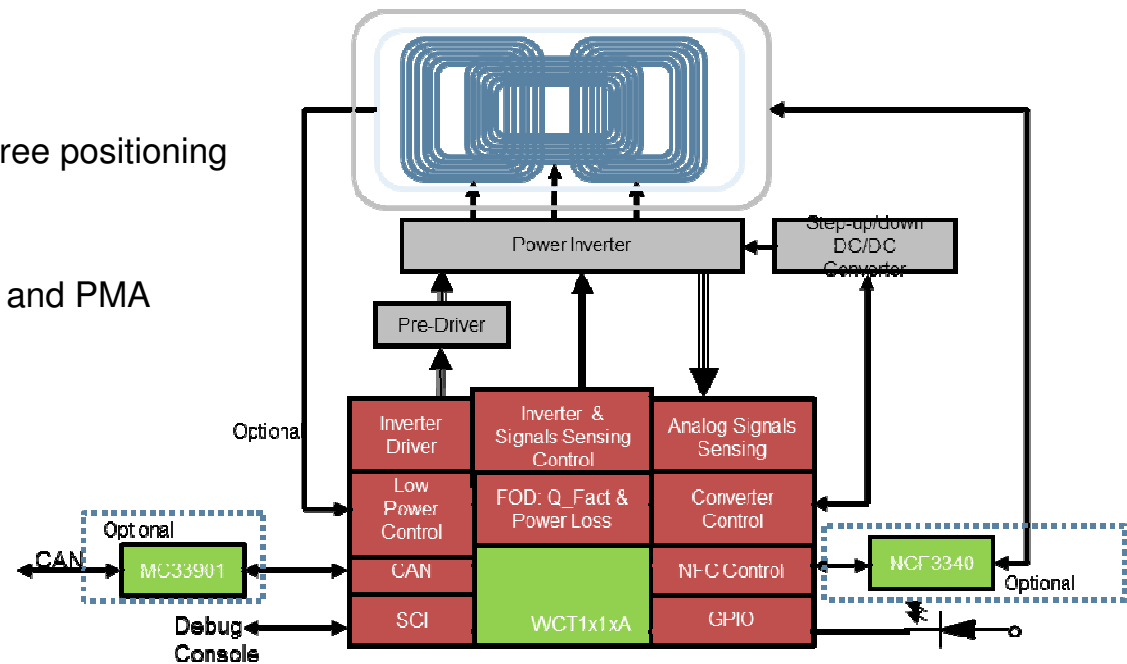
15W Multi Coil Automotive Transmitter

- **Target Applications:**

- Automotive, Fast Mobile Charger, Tablets Charger, Free positioning

- **Features and Enablement:**

- Dual mode compliant, WPC-Qi medium power spec and PMA
 - On-chip digital demodulation
 - Back compliant with WPC low power specifications
 - Q-Factor and Power Loss FOD methods
 - Key FOB and AM band avoidance
 - CAN interface to connect with vehicle network
 - NFC enabled, NCF3340
- 



- **Availability & Certification:**

- Q1'17

NXP HIGH POWER SOLUTIONS



20W – 200W Single Coil System (Tx + Rx)

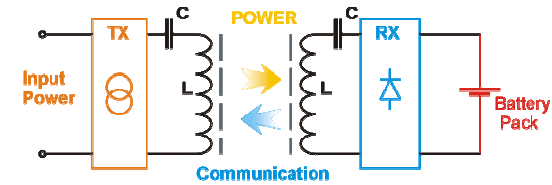
- Developing

- **Target Applications:**


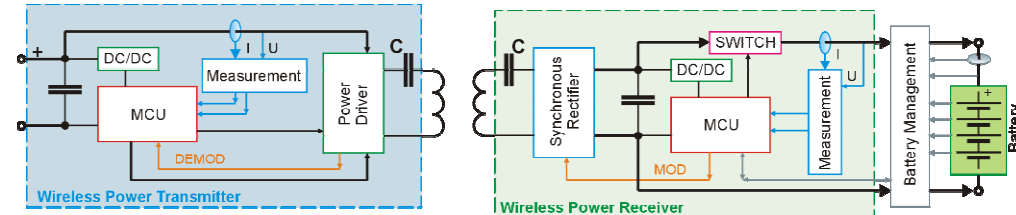
- Laptop Charging, Power Tools Charging, Tablet Charging

- **Features and Enablement:**

- High efficiency >90% (Best eff: 94%/110W)
 - Low temperature without any heatsink (up to 42°C)
 - Prepared to be compatible with Qi specs for <15W
 - Transmitter supply voltage: 24 V DC / 6A;
 - Working frequency from 90-110kHz;
 - Distance gap between TX and RX – from 5 to 14mm;
 - All types of Lithium based batteries;
 - Battery capacity up to ~10Ah, 3 to 6-cells in series;



One axis coil system



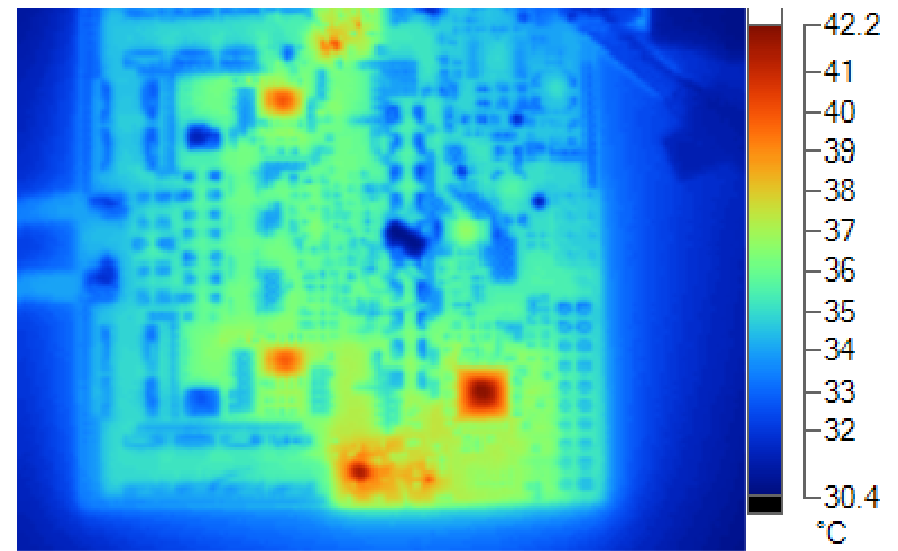
Rx Thermal Operation

30min of **100W** power transfer

Max temperature **42.2 °C**

Placed on rubber plate on table

No heat sink





SECURE CONNECTIONS
FOR A SMARTER WORLD

Mouser Electronics

Authorized Distributor

Click to View Pricing, Inventory, Delivery & Lifecycle Information:

NXP:

WCT-15WTXMULTI