

IXA20 Series

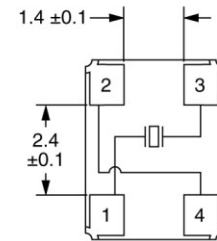
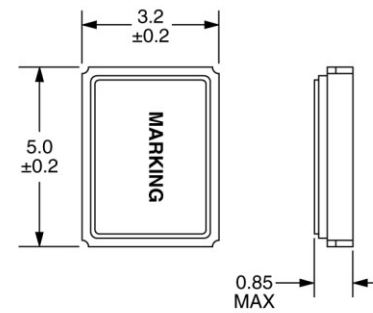
Product Feature:

AEC-Q200 Qualified
IATF 16949 certified production lines
RoHS and REACH compliant
Suitable for use in harsh environment

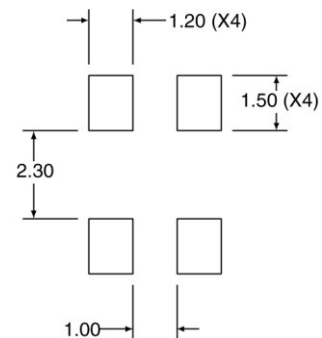
Applications:

Navigation, GPS
Infotainment System
Instrument Panel, Ethernet
ADAS Radar, Camera,
Engine Control Units
Lidar Systems TPMS

Frequency	7.6MHz to 54MHz
Equivalent Series Resistance 7.6MHz – 11.999999MHz 12MHz – 13.999999MHz 14MHz – 19.999999MHz 20MHz – 54MHz	100 Ohms Maximum 60 Ohms Maximum 50 Ohms Maximum 40 Ohms Maximum
Shunt Capacitance (C0)	5pF Maximum
Frequency Tolerance (at 25°C)	±50ppm, ±30ppm, ±25ppm, ±20ppm, ±15ppm, or ±10ppm
Frequency Stability (over Temperature)	±100ppm, ±50ppm, ±30ppm, or ±20ppm
Mode of Operation	Fundamental
Crystal Cut	AT Cut
Load Capacitance	8pF to 32pF or Specify
Drive Level	300µWatts Maximum
Aging	±3ppm/Year Maximum
Operating Temperature Range	-40°C to +85°C, -40°C to +105°C, or -40°C to +125°C
Storage Temperature Range	-50°C to +150°C



Note: Chamfer not shown.



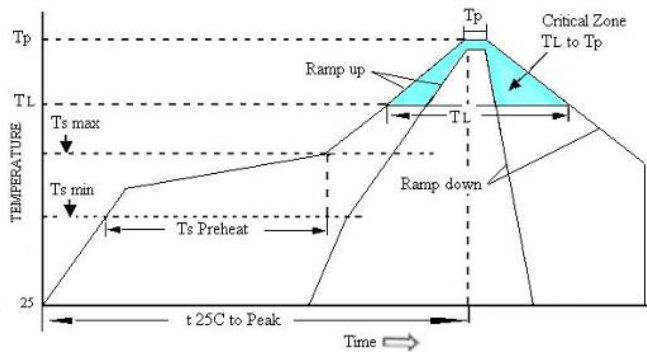
Pin Connections	
Pin 1	Crystal
Pin 2	Cover/Ground
Pin 3	Crystal
Pin 4	Cover/Ground

Part Number Guide		Sample Part Number: IXA20 – FBDF18 - 25.000 MHz				
Package	Tolerance (ppm) at Room Temperature	Stability (ppm) over Operating Temperature	Operating Temperature Range	Mode (overtone)	Load Capacitance (pF)	Frequency
IXA20-	B = ±50 ppm	A = ±100 ppm	5 = -40°C to +85°C	F = Fundamental	8pF to 32pF Or Specify	- 25.000 MHz
	F = ±30 ppm	B = ±50 ppm	D = -40°C to +105°C			
	G = ±25 ppm	F = ±30 ppm*, **	F = -40°C to +125°C			
	H = ±20 ppm	H = ±20 ppm*, **				
	I = ±15 ppm					
	J = ±10 ppm					

* Not available at all frequencies.

** Not available for Operating Temperature Range Option F.

*** Not available for Operating Temperature Range Option D or F.

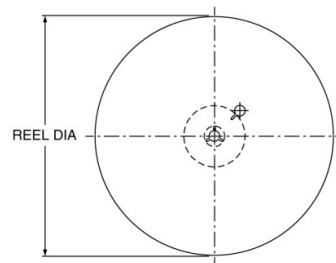
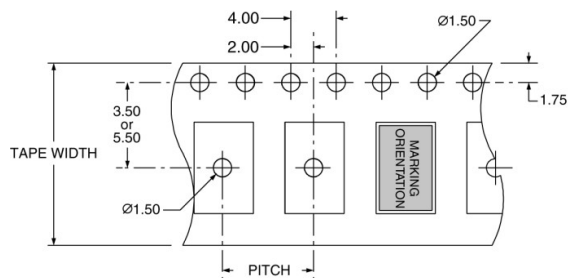
Pb Free Solder Reflow Profile:

Units are backward compatible with 240C reflow processes

Ts max to T _L (Ramp-up Rate)	3°C / second max
Preheat	
Temperature min (Ts min)	150°C
Temperature typ (Ts typ)	175°C
Temperature max (Ts max)	200°C
Time (Ts)	60 to 180 seconds
Ramp-up Rate (T _L to T _p)	3°C / second max
Time Maintained Above Temperature (T _L)	217°C
Time (T _L)	60 to 150 seconds
Peak Temperature (T _p)	260°C max for 10 seconds
Time within 5°C to Peak Temperature (T _p)	20 to 40 seconds
Ramp-down Rate	6°C / second max
Time 25°C to Peak Temperature	8 minutes max

Package Information:

MSL = 1 (package does not contain plastic; storage life is unlimited under normal room conditions)
 Termination = e4 (Au over Ni over W base metal).

Tape and Reel Information:

Quantity per Reel	1000
Pitch	4.00
Tape Width	12.00
Reel DIA	180

Environmental Specifications:

Mechanical Shock	MIL-STD-202, Method 213
Vibration	MIL-STD-202, Method 204
Resistance to Soldering Heat	MIL-STD-202, Method 210
Solderability	J-STD-002
Gross Leak	MIL-STD-883, Method 1014, Condition C
Fine Leak	MIL-STD-883, Method 1014, Condition A2

Mouser Electronics

Authorized Distributor

Click to View Pricing, Inventory, Delivery & Lifecycle Information:

ABRACON:

[IXA20-FBFF12-10.000MHz](#) [IXA20-FBFF12-12.000MHz](#) [IXA20-FBFF12-16.000MHz](#) [IXA20-FBFF12-24.000MHz](#)
[IXA20-HF5F12-10.000MHz](#) [IXA20-HF5F12-12.000MHz](#) [IXA20-HF5F12-16.000MHz](#) [IXA20-HF5F12-24.000MHz](#)