

Fox Part Number: 603-25-150

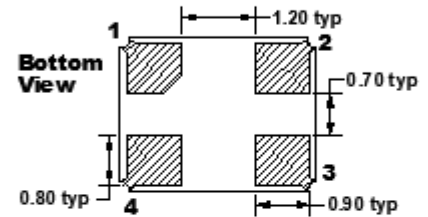
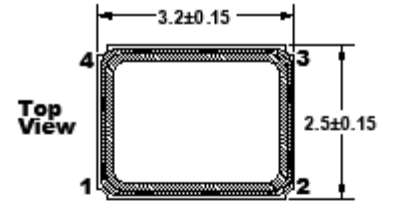


LEAD-FREE, CERAMIC, SMD, CRYSTAL
MODEL: C3BS (Formerly FX325BS Series)

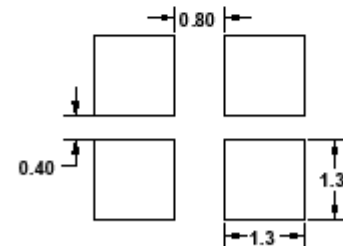
RoHS / REACH Compliant / Pb-Free

For Use with IDT Part Numbers:				
6V49205B	9FGU0641	9FGV0441	IDT6P41302	5P49V5923A
9FGU0231	9FGU0831	9FGV0631	IDT6P41322	5P49V5925A
9FGU0241	9FGU0841	9FGV0641	IDT6V49205A	5P49V5927A
9FGU0431	9FGV0231	9FGV0831	5P49V5901A	5P49V5929A
9FGU0441	9FGV0241	9FGV0841	5P49V5913A	
9FGU0631	9FGV0431	IDT5U49319	5P49V5914A	

B. Mechanical / Dimensions:



Recommended Solder Pad Layout



Dimensions in mm

Pin Connections

- #1 - Crystal #2 - Lid/Gnd
- #3 - Crystal #4 - Lid/Gnd

Tape & Reel details on page 2

A. Specifications

Parameters	
Frequency	25.000 MHz
Resonance Mode	Fundamental
Frequency Tolerance @ 25°C	±20PPM Max
Frequency Stability, ref @ 25°C Over Operating Temp. Range	±20PPM Max
Temperature Range	
Operating (T _{OPR})	0°C ~ +70°C
Storage (T _{STG})	-55°C ~ +125°C
Equivalent Series Resistance (ESR)	50 Ohms Max
Shunt Capacitance (C ₀)	3pF Max
Load Capacitance (C _L)	8pF
Drive Level	0.3mW Max
Aging per year	±5PPM Max
Maximum Soldering Temp / Time	260°C / 10 Seconds x2
Moisture Sensitivity Level (MSL)	1
Termination Finish:	Au over Ni
Weight (TYP)	22.754 mg

NOTE: The above specifications, having been carefully prepared and checked, is believed to be accurate at the time of publication; however, no responsibility is assumed by Fox Electronics for inaccuracies.

Reference / Comments	Title / Description: Product Specifications		
	Drawing Number: DWG-6881	Rev: D	Size: A
	Part Number: 603-25-150		Cage: 61429
	Draftsperson: BEC	Approved: MAJ	Date: 10-24-2019

Fox Part Number: 603-25-150



LEAD-FREE, CERAMIC, SMD, CRYSTAL

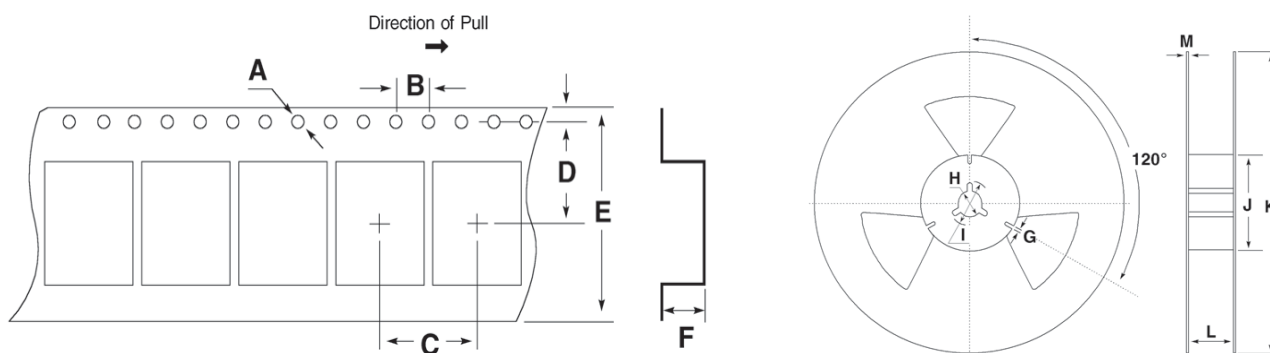
MODEL: C3BS (Formerly FX325BS Series)

RoHS / REACH Compliant / Pb-Free

Tape & Reel Specification

Tape Specifications (millimeters)

A	B	C	D	E	F	STD Reel QTY
Ø1.55	4.0	4.0	3.5	8.0	1.3	3,000



Reel Specifications (millimeters)

G	H	I	J	K	L	M
2.0	Ø13	Ø21	Ø80	Ø180	9.0	2.0

PRODUCT USE: Fox Electronics reserves the right to modify the products and/or specifications described herein at any time and at Fox Electronics' sole discretion. All information in this document, including descriptions of product features and performance, is subject to change without notice. Performance specifications and the operating parameters of the described products are determined in the independent state and are not guaranteed to perform the same way when installed in customer products. The information contained herein is provided without representation or warranty of any kind, whether express or implied, including, but not limited to, the suitability of Fox Electronics' products for any particular purpose, an implied warranty of merchantability, or non-infringement of the intellectual property rights of others. This document is presented only as a guide and does not convey any license under intellectual property rights of Fox Electronics or any third parties.

Fox Electronics' products are not intended for use in applications involving extreme environmental conditions or in life support systems or similar devices where the failure or malfunction of a Fox Electronics product can be reasonably expected to significantly affect the health or safety of users. Anyone using a Fox Electronics product in such a manner does so at their own risk, absent an express, written agreement by Fox Electronics.

Fox Electronics and the Fox logo are registered trademarks of Fox Electronics. Product specification is subject to change without notice. Other trademarks and service marks used herein, including protected names, logos and designs, are the property of Fox Electronics or their respective third-party owners.

For datasheet type definitions and a glossary of common terms, visit <http://www.foxonline.com/tgcrystals.html>.

NOTE: The above specifications, having been carefully prepared and checked, is believed to be accurate at the time of publication; however, no responsibility is assumed by Fox Electronics for inaccuracies.

Reference / Comments	Title / Description: Product Specifications		
	Drawing Number: DWG-6881	Rev: D	Size: A
	Part Number: 603-25-150		Cage: 61429
	Draftsperson: BEC	Approved: MAJ	Date: 10-24-2019

Mouser Electronics

Authorized Distributor

Click to View Pricing, Inventory, Delivery & Lifecycle Information:

[ABRACON:](#)

[603-25-150JA4C8](#) [603-25-150JA4C](#)