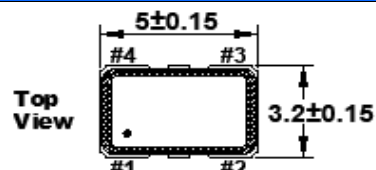

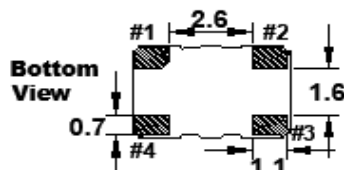
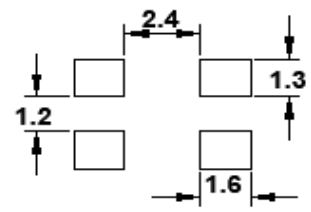


Features

- Digital Temperature Compensation

STANDARD SPECIFICATIONS	
PARAMETERS	MAX (Unless otherwise noted)
Frequency Range (MHz)	8.000 ~ 40.000
Temperature Range	
Operating (T_{OPR})	See table below
Storage (T_{STG})	-40°C ~ +85°C
Supply Voltage (V_{DD}) ($\pm 5\%$)	+3.0V $\pm 5\%$
Input Current (I_{DD})	2.0 mA
Initial Frequency Tolerance @ 25°C (after reflow) ($T5CV: V_c = 1.65V$) ¹	± 2.0 PPM
Frequency Stability	
Over Temperature Range	See table below
Over Supply Voltage Change (3.0V $\pm 5\%$)	± 0.2 PPM
Over Load Change [10k Ω //10pF] $\pm 10\%$	± 0.2 PPM
Output Voltage Level	0.8V _{p-p} min
Output Load	[10k Ω //10pF] $\pm 10\%$
Aging per year	± 1.0 PPM
Startup Time (T_s)	2.0 mS
Phase Noise @ 1kHz offset	-130 dBc/Hz Typical
Reflow Soldering Temp	260°C / 10 Seconds x 2
Moisture Sensitivity Level (MSL)	1
Termination Finish	Au over Ni
Lead-Free	Yes
RoHS/REACH Compliant	Yes

DIMENSIONS / MECHANICAL SPECIFICATIONS	
 <p>Top View</p>	
 <p>Side View</p>	
 <p>Bottom View</p>	
<p>Recommended Solder Pad Layout</p>  <p>Dimensions in mm</p>	
<p>Pin Connections</p> <p>#1 GND #3 Output #2 GND #4 V_{DD}</p>	

*Dimensional drawing is for reference to critical specifications defined by size measurements. Certain non-critical visual attributes, such as side castellations, reference pin shape, etc. may vary. All specifications subject to change without notice.

Available Options by Stability & Operating Temp				
Operating Temperature	± 1 PPM	± 1.5 PPM	± 2 PPM	± 2.5 PPM
-30 ~ +85°C	O	O	O	O
-40 ~ +85°C	X	O	O	O
Key: O=Available, X=Not Available				

FT5CN

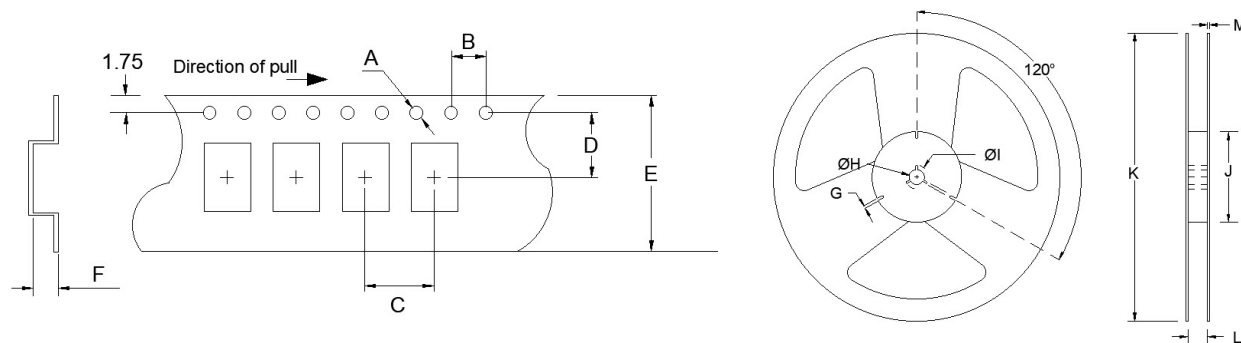
(Former FOX914B)

5.0mm x 3.2mm

CSW TCXO



TAPE SPECIFICATIONS (mm)							REEL SPECIFICATIONS (mm)						
A	B	C	D	E	F	REEL QTY	G	H	I	J	K	L	M
ø1.5	4.0	8.0	5.5	12.0	1.7	-T1 = 1,000	2.0	ø13	ø21	ø80	ø180	13.5	2.0



Available Options & Part Identification for TCXO Model FT5CN¹

Sample PN: **FT5CNDPK25.0-T1**

F	T5CN	D	P	K	25.0	-T1
Fox	Model Number T5CN = TCXO	Voltage D = +3.0V±5%	Stability T = ±1.0 PPM S = ±1.5 PPM R = ±2.0 PPM P = ±2.5 PPM	Operating Temperature K = -30 to +85°C M = -40 to +85°C	Frequency (MHz)	Values Added Options Blank = Bulk T1 = 1,000 pcs

¹ Not all frequencies in the frequency range, or every combination of stability, temp range, and voltage available. See stabilities/operating temp table.

Reliability Test Conditions

Please contact Abracon Quality Assurance department

Mouser Electronics

Authorized Distributor

Click to View Pricing, Inventory, Delivery & Lifecycle Information:

[ABRACON:](#)

[FT5CNDPK26.0-T1](#) [FT5CNDPK20.0-T1](#) [FT5CNDPK12.8-T1](#) [FT5CNDPK19.2-T1](#)