

VERTICALLY ASSEMBLED POWER INDUCTOR



AVR-1Z070711S

Request Samples



Check Inventory



6.7 x 6.6 x 10.7mm

RoHS/RoHS II Compliant

MSL Level = 1

Features

- Ferrite Core
- Low DCR, High Efficiency
- High temperature current rating
- High saturation current rating

Applications

- Single and Multiphase DC-DC converters
- Voltage regulator modules (VRMs)
- Renewable energy, Power inverters, DC links
- Electric Vehicles (EVs)
- Telecom infrastructure, datacenters, servers and switches
- Industrial and robotics equipment
- Medium and high-power switch mode power supplies (SMPS)

Electrical Specifications @ 25°C

Part Number*	Inductance	Inductance Tolerance	Full Load Inductance	Dim. B	DC Resistance	Saturation Current		Temperature Rise Current
	100KHz/1.0V		Min.	±0.3		Typ.	Typ.	
Units	nH	%	nH	mm	mΩ	A		A
Symbol	L	K, L	FLL	B	DCR	Isat1@ 25°C	Isat2@ 100°C	Irms
AVR-1Z070711S55NLT	55	15	42	6.6	0.145±10%	155	130	76
AVR-1Z070711S70NKT	70	10	49			134	114	
AVR-1Z070711SR10KT	100		70	6.4		93	79	
AVR-1Z070711SR12KT	120		84			76	65	
AVR-1Z070711SR15KT	150		105			60	51	
AVR-1Z070711SR22KT	220		154			42	35	
AVR-1Z070711SR33KT	330		231			28	22	

* The "T" at the end of the part number refers to "Tape & Reel" packaging. For other options, please refer to the Part Identification section.

Test Conditions:

Isat1: DC current at which the inductance drops to FLL at 25°C.

Isat2: DC current at which the inductance drops to FLL at 100°C.

Irms: DC current that causes the temperature rise (ΔT , approximate 40 °C) from 25°C ambient.

Dim. B: Refer to the Mechanical Specs section.

DC Resistance: Nominal DCR measured from point 'a' to 'b'. (refer to the Mechanical specs section)

Operating Temperature: -40°C ~ +125°C. (including self-temperature rise)

Storage Condition: -40°C ~ +125°C (on board), -10°C ~ +40°C (with packaging) and R.H. 70 max.

AVR-1Z070711S Series is **RoHS Compliant and Pb free**.



5101 Hidden Creek Ln, Spicewood TX 78669
Phone: 512-371-6159 Fax: 512-351-8858
For terms and conditions of sales, please visit:
www.abracon.com

REVISION Initial Release :
6/10/2024

ABRACON IS
ISO9001-2015
CERTIFIED

VERTICALLY ASSEMBLED POWER INDUCTOR



AVR-1Z070711S

Request Samples



Check Inventory



6.7 x 6.6 x 10.7mm

RoHS/RoHS II Compliant

MSL Level = 1

Part Identification

AVR-1Z070711S

Inductance Code

See Electrical Specification table
e.g. R10

Tolerance*

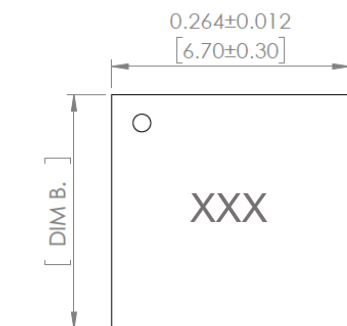
K = $\pm 10\%$
L = $\pm 15\%$

Packaging options

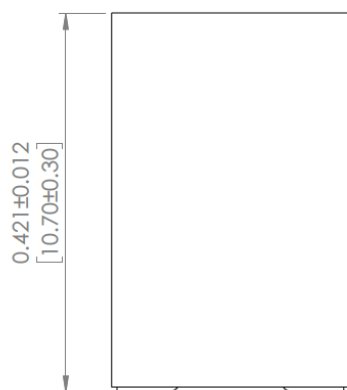
T: Tape and Reel (See Packaging)
B: Bulk

*Tolerance only available as
indicated in electrical spec. table

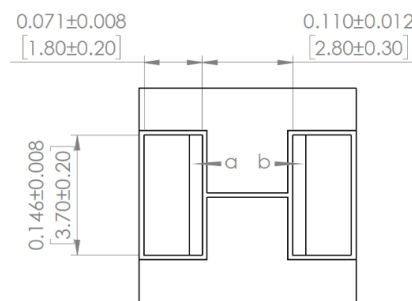
Mechanical Specifications



TOP VIEW

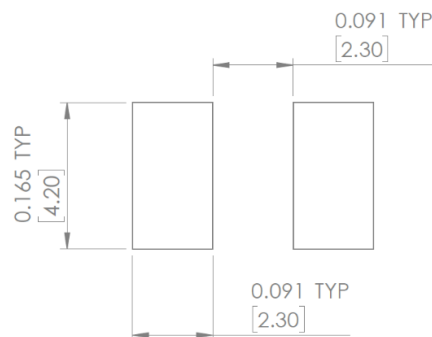


FRONT VIEW



BOTTOM VIEW

RECOMMENDED LAND PATTERN



Refer to the Specification table for Dim B.

'a' and 'b': DCR measuring points.

Markings: Inductance code.

Dimensions: Inches [mm]



5101 Hidden Creek Ln, Spicewood TX 78669
Phone: 512-371-6159 Fax: 512-351-8858
For terms and conditions of sales, please visit:
www.abracon.com

REVISION Initial Release :
6/10/2024

ABRACON IS
ISO9001-2015
CERTIFIED

VERTICALLY ASSEMBLED POWER INDUCTOR



AVR-1Z070711S

Request Samples



Check Inventory

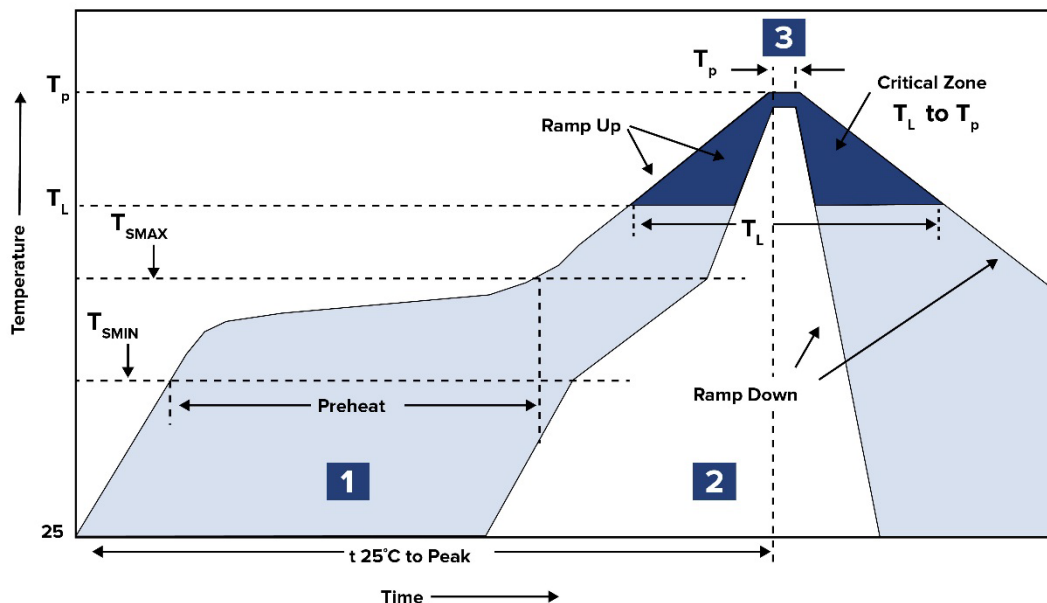


6.7 x 6.6 x 10.7mm

RoHS/RoHS II Compliant

MSL Level = 1

Reflow Profile



Zone	Description	Temperature	Times
1	Preheat	$T_{SMIN} \sim T_{SMAX}$ 150°C ~ 200°C	60 ~ 120 sec.
2	Reflow	T_L 217°C	60 ~ 150 sec.
3	Peak heat	T_p 260°C Max	5 Sec. Max

Ref. Solder paste: Sn/3.0Ag/0.5Cu

Time from 25°C to peak: 8 Mins

Ramp up rate: 3°C/s Max.

Ramp down rate: 6°C/s Max.

VERTICALLY ASSEMBLED POWER INDUCTOR



AVR-1Z070711S

Request Samples



Check Inventory



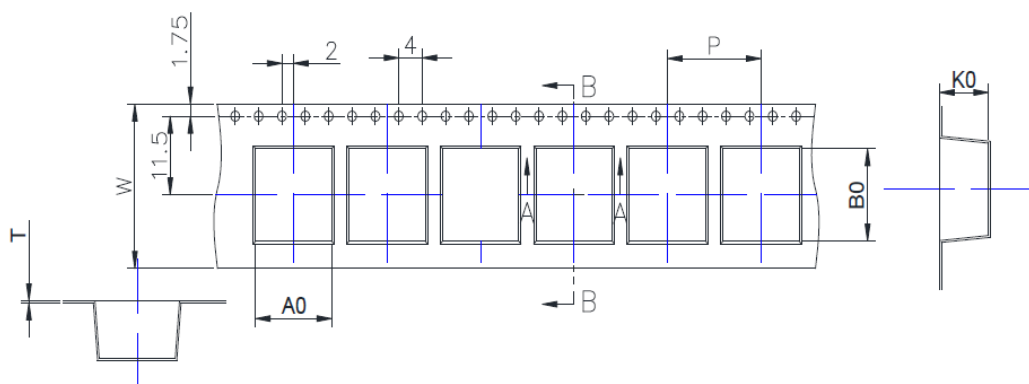
6.7 x 6.6 x 10.7mm

RoHS/RoHS II Compliant

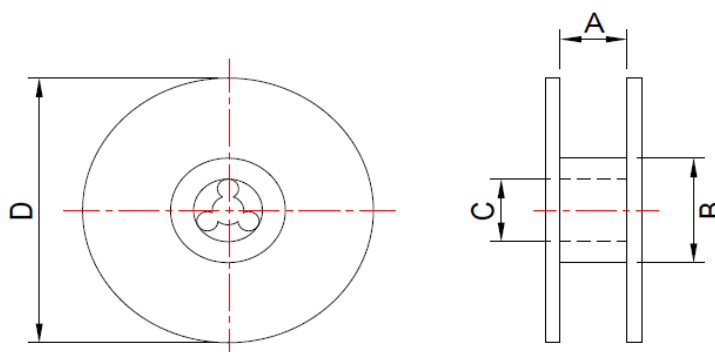
MSL Level = 1

Packaging

Tape & Reel: 300 pcs/reel



Ao	Bo	Ko	P	T	W
7.1 ± 0.10	7.2 ± 0.10	11.2 ± 0.15	16.0 ± 0.10	0.5 ± 0.05	24.0 ± 0.30



A	B	C	D
24.5 ± 0.2	100 ± 2.0	13.0 ± 0.2	330 Ref.

Dimensions: mm

ATTENTION: Abracon LLC's products are COTS – Commercial-Off-The-Shelf products; suitable for Commercial, Industrial and, where designated, Automotive Applications. Abracon's products are not specifically designed for Military, Aviation, Aerospace, Life-dependent Medical applications or any application requiring high reliability where component failure could result in loss of life and/or property. For applications requiring high reliability and/or presenting an extreme operating environment, written consent and authorization from Abracon LLC is required. Please contact Abracon LLC for more information.



5101 Hidden Creek Ln, Spicewood TX 78669
Phone: 512-371-6159 Fax: 512-351-8858
For terms and conditions of sales, please visit:
www.abracon.com

REVISION Initial Release :
6/10/2024

ABRACON IS
ISO9001-2015
CERTIFIED

Mouser Electronics

Authorized Distributor

Click to View Pricing, Inventory, Delivery & Lifecycle Information:

[ABRACON:](#)

[AVR-1Z070711S55NLT](#) [AVR-1Z070711SR33KT](#) [AVR-1Z070711SR10KT](#) [AVR-1Z070711S70NKT](#) [AVR-1Z070711SR15KT](#) [AVR-1Z070711SR12KT](#) [AVR-1Z070711SR22KT](#)