

3.3V HCMOS/ TTL COMPATIBLE SMD CRYSTAL CLOCK OSCILLATOR



5.0 x 3.2 x 1.3mm

ASFL1



FEATURES:

- Tri state function
- Suitable for high density SMT
- Available tight stability option +/-20ppm
- Seam sealed package assures high reliability performance
- Suitable for RoHS compliant reflow process

APPLICATIONS:

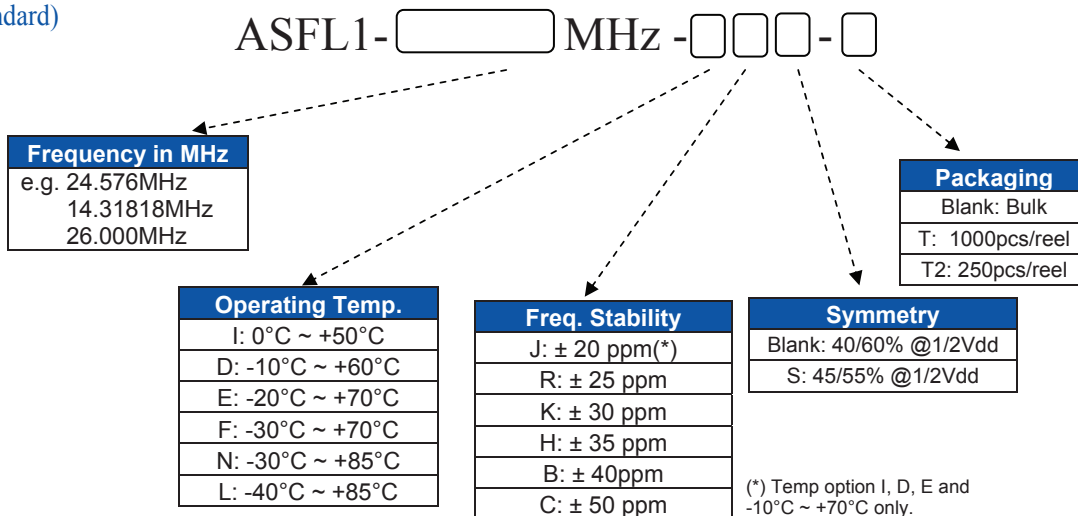
- CCD clock for VTR camera
- Equipment connected to PC or PC cards
- Thin equipment
- Wireless communication
- PDA, Laptop computer

STANDARD SPECIFICATIONS:

Parameters		Minimum	Typical	Maximum	Units	Notes
Frequency Range		0.321	-----	133.33	MHz	
Operating Temperature		-10	-----	+70	°C	See options
Storage Temperature		-55	-----	+125	°C	
Overall Frequency Stability		-100	-----	+100	ppm	See options
Supply Voltage (Vdd)		2.97	3.3	3.63	V	
Input Current	0.321MHz ~ 29.9MHz	-----	8	15	mA	
	30MHz ~ 79.9MHz	-----	20	45		
	80MHz ~ 133.33MHz	-----	28	85		
Symmetry (@ 1/2Vdd)		40	50	60	%	See options
Rise and Fall Time (Tr/Tf)	0.321MHz ~ 29.9MHz	-----	5	10	ns	
	30MHz ~ 79.9MHz	-----	5	7		
	80MHz ~ 133.33MHz	-----	3	7		
Output Load		-----	-----	15	pF	
		-----	-----	5	TTL	
Output Voltage	VOH	0.9*Vdd	-----	-----	V	
	VOL	-----	-----	0.1*Vdd	V	
Tri-state Function	VIH	0.7*Vdd	-----	-----	V	"1" or Open: Oscillation
	VIL	-----	-----	0.3*Vdd	V	"0": Output disable (Hi Z)
Disable Current		-----	-----	10	µA	
Start-up Time	0.321MHz ~ 29.9MHz	-----	1	10	ms	
	30MHz ~ 79.9MHz	-----	3	10		
	80MHz ~ 133.33MHz	-----	3	10		
Phase Jitter RMS (12kHz to 20MHz)		-----	-----	1	ps	Reference only. Please contact Abracon for specific frequencies
Aging		-5.0	-----	+5.0	ppm	@+25°C First year

OPTIONS AND PART IDENTIFICATION:

(Left blank if standard)



ABRACON IS
ISO9001:2008
CERTIFIED



Visit www.abracon.com for Terms & Conditions of Sale **Revised: 04.13.11**
30332 Esperanza, Rancho Santa Margarita, California 92688
tel 949-546-8000 | fax 949-546-8001 | www.abracon.com

3.3V HCMOS /TTL COMPATIBLE SMD CRYSTAL CLOCK OSCILLATOR

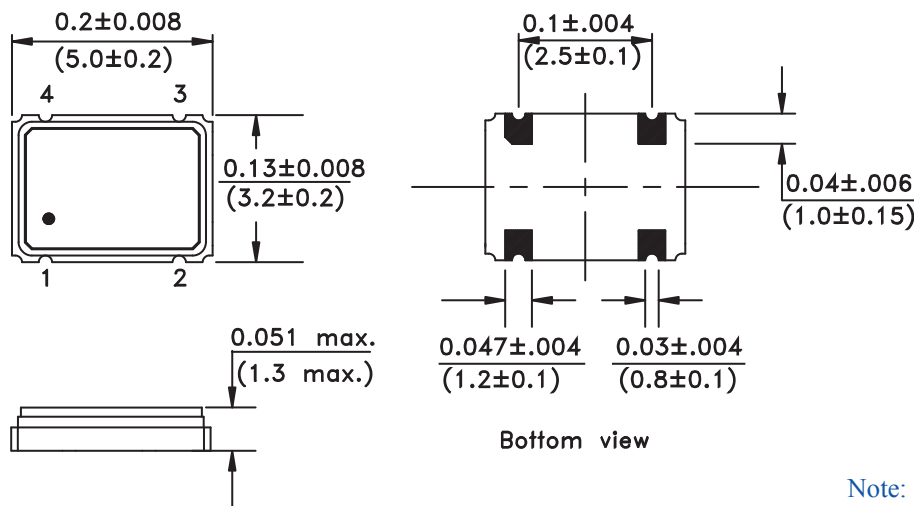


5.0 x 3.2 x 1.3mm

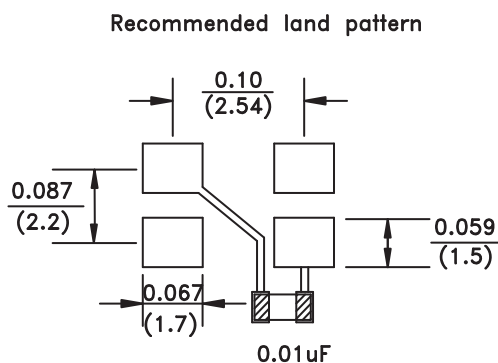
ASFL1



OUTLINE DRAWING:



Dimensions: inches (mm)



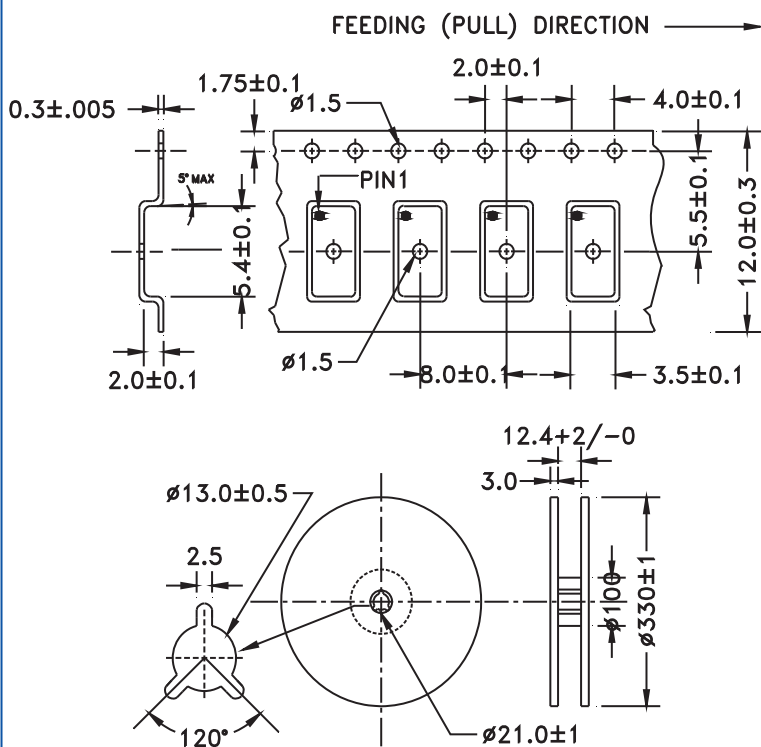
Pin	Function
1	Tri-State
2	GND
3	Output
4	Vdd

Note: Recommend using an approximately 0.01 μF bypass capacitor between PIN 2 and 4.

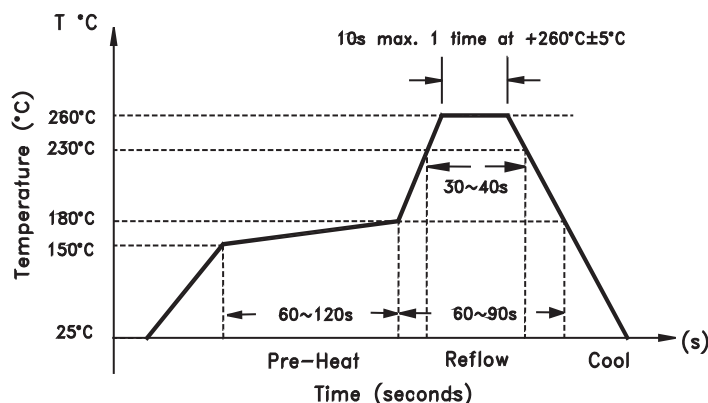
TAPE & REEL:

T= Tape and reel (1,000pcs/reel)
T2= Tape and reel (250pcs/reel)

Dimensions: mm



REFLOW PROFILE:



ATTENTION: Abracon Corporation's products are COTS – Commercial-Off-The-Shelf products; suitable for Commercial, Industrial and, where designated, Automotive Applications. Abracon's products are not specifically designed for Military, Aviation, Aerospace, Life-dependant Medical applications or any application requiring high reliability where component failure could result in loss of life and/or property. For applications requiring high reliability and/or presenting an extreme operating environment, written consent and authorization from Abracon Corporation is required. Please contact Abracon Corporation for more information.

ABRACON IS
ISO9001:2008
CERTIFIED



Visit www.abracon.com for Terms & Conditions of Sale **Revised: 04.13.11**
30332 Esperanza, Rancho Santa Margarita, California 92688
tel 949-546-8000 | fax 949-546-8001 | www.abracon.com

Mouser Electronics

Authorized Distributor

Click to View Pricing, Inventory, Delivery & Lifecycle Information:

[ABRACON:](#)

[ASFL1-18.432MHZ-LC-T](#) [ASF1-3.686MHZ-N-K-S](#) [ASFL1-100.000MHZ-E-K](#) [ASFL1-48.00000MHZ-L-C-T](#) [ASFL1-35.328MHZ-L-T](#) [ASFL1-16.384MHZ-EK-T](#) [ASFL1-29.4912MHZ-EK-T](#) [ASFL1-106.250MHZ-E-K](#) [ASFL1-12.288MHZ-EK-T](#) [ASFL1-125.000MHZ-EK-T](#) [ASFL1-80.000MHZ-EK-T](#) [ASFL1-33.330MHZ-EK-T](#) [ASFL1-35.325MHZ-EK-T](#) [ASFL1-60.000MHZ-EK-T](#) [ASFL1-75.000MHZ-EK-T](#) [ASFL1-66.666MHZ-EK-T](#) [ASFL1-1.8432MHZ-EC-T](#) [ASFL1-106.250MHZ-EC-T](#) [ASFL1-11.0592MHZ-EC-T](#) [ASFL1-35.328MHZ-EC-T](#) [ASFL1-33.3330MHz-ER-T](#) [ASFL1-26.000MHz-ER-T](#) [ASFL1-40.000MHz-ER-T](#) [ASFL1-16.000MHz-ER-T](#) [ASFL1-48.000MHz-ER-T](#) [ASFL1-4.000MHz-ER-T](#) [ASFL1-33.3330MHz-EC-T](#) [ASFL1-26.000MHz-EC-T](#) [ASFL1-27.000MHz-ER-T](#) [ASFL1-25.000MHz-ER-T](#) [ASFL1-44.000MHz-ER-T](#) [ASFL1-12.000MHz-ER-T](#) [ASFL1-44.000MHz-EC-T](#) [ASFL1-6.000MHz-ER-T](#) [ASFL1-26.000MHz-L-T2](#) [ASFL1-7.3728MHZ-LS-T](#) [ASFL1-60.000MHZ-LRS-T](#) [ASFL1-32.000MHZ-LRS-T](#) [ASFL1-125.000MHZ-L-T](#) [ASFL1-12.000MHZ-LCS-T](#) [ASFL1-12.000MHZ-EKS-T](#) [ASFL1-12.000MHZ-LKS-T](#) [ASFL1-12.000MHZ-FCS-T](#) [ASFL1-12.000MHZ-FKS-T](#) [ASFL1-12.000MHZ-ECS-T](#)