


100BASE-T RJ45 JACK W/INTEGRATED MAGNETICS
SUITABLE FOR PIH REFLOW



21.72 x 16.26 x 14.10mm
RoHS/RoHS II Compliant

FEATURES

- 10/100Base-T compatibility
- Wide -40C to 85C operating temperature range
- Integrated magnetics
- Integrated yellow and green LEDs
- Integrated magnetics
- Paste in hole (PIH) compatible with reflow assembly
- Integrated shielding and metal fingers for excellent EMI performance

APPLICATIONS


- Industrial IoT/IoT
- Video IP cameras
- Machine-to-machine (M2M)
- Industrial process control
- Industrial robotics
- Networking equipment
- Network interface cards (NIC)
- Media converters

STANDARD SPECIFICATIONS

PARAMETERS	MINIMUM	TYPICAL	MAXIMUM	UNITS	NOTES
Turn Ratio (±3%)	1CT:1CT				
Inductance	350			uH	100kHz, 0.1Vrms, 8mADC
Insertion Loss			1.2	dB	0.1-100MHz
Return Loss	16.0			dB	1-30MHz
	14.0				40MHz
	13.0				50MHz
	12.0				60-80MHz
Crosstalk	30.0			dB	1-100MHz
CMRR	30.0			dB	1-100MHz
Hipot	2250 VDC min				Pri to Sec

100BASE-T RJ45 JACK W/INTEGRATED MAGNETICS
SUITABLE FOR PIH REFLOW

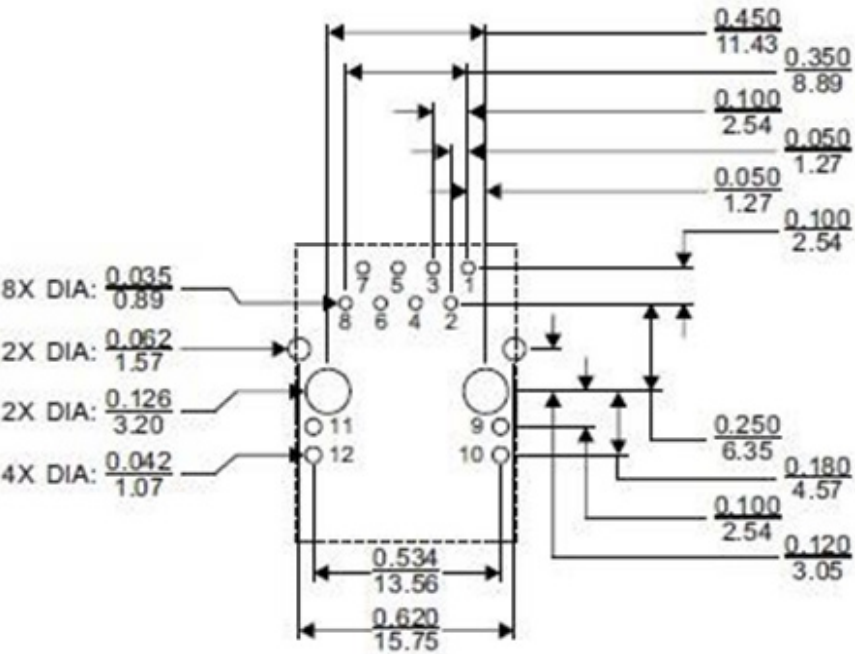
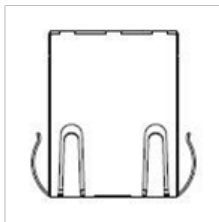
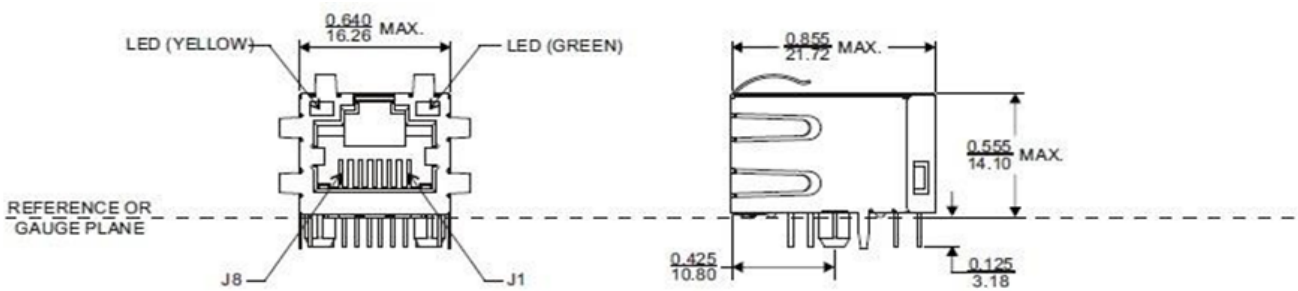
ARJE-0041



21.72 x 16.26 x 14.10mm


RoHS/RoHS II Compliant

MECHANICAL DIMENSIONS: mm (unless otherwise specific, all tolerances are $\pm 0.01/0.25$)



RECOMMENDED LANDING PATTERN

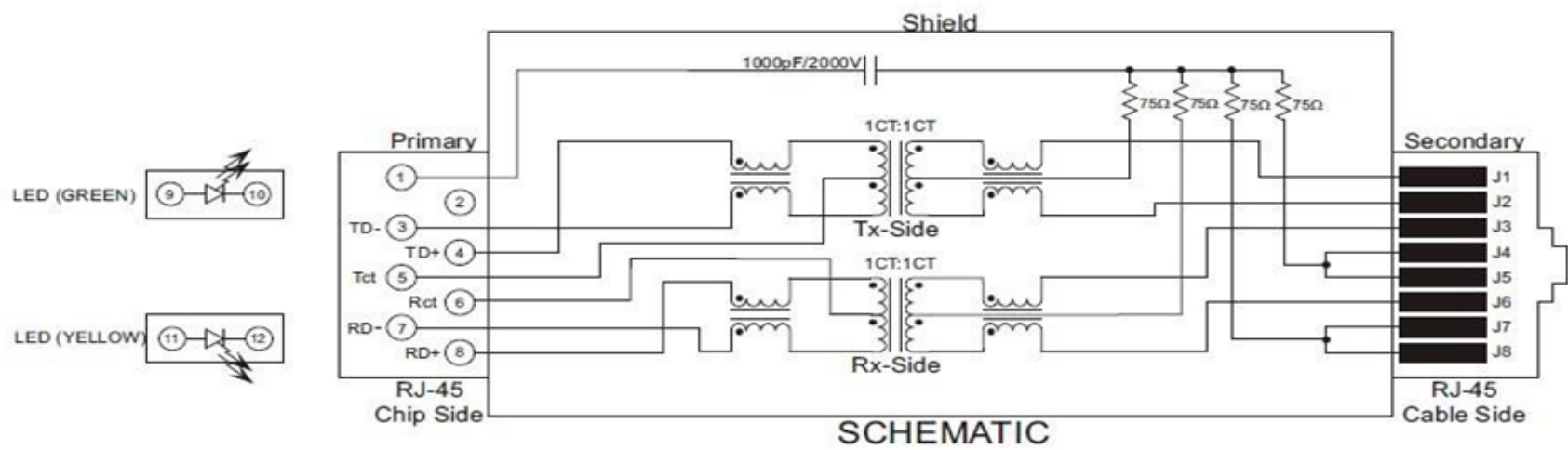
100BASE-T RJ45 JACK W/INTEGRATED MAGNETICS
SUITABLE FOR PIH REFLOW



21.72 x 16.26 x 14.10mm
RoHS/RoHS II Compliant

ARJE-0041

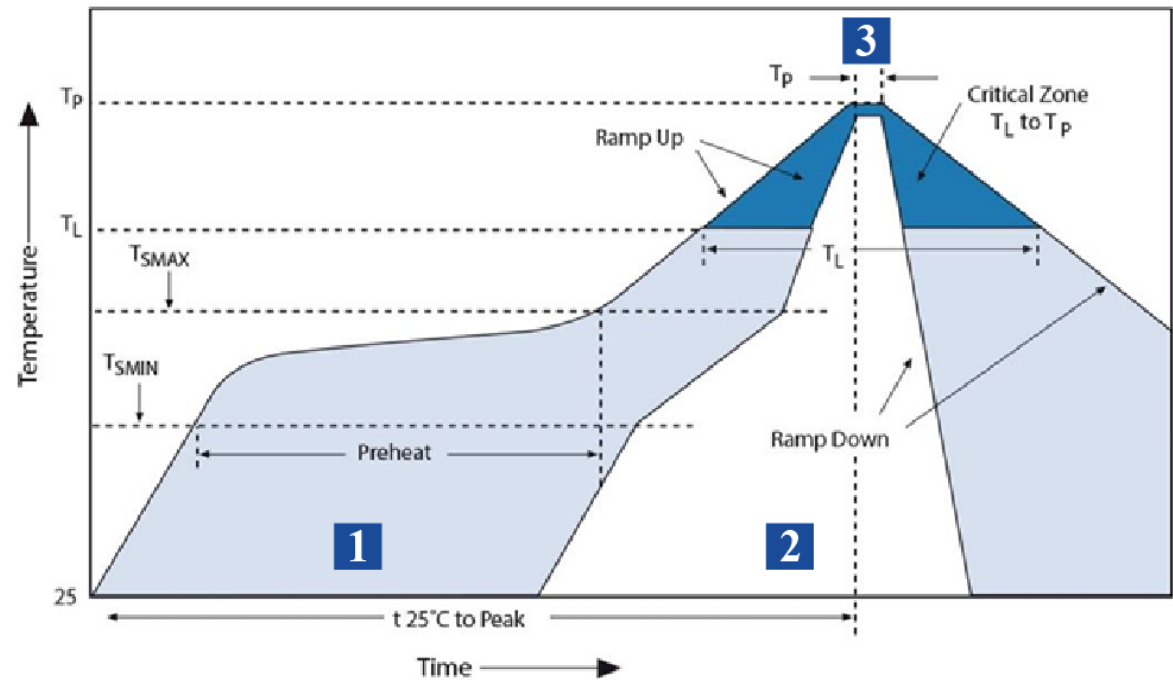
SCHEMATIC



LED SPEC. @20mA FORWARD CURRENT

Color	GREEN	YELLOW
Wavelength	565nm Typ	590nm Typ
Forward Voltage	2.2V Typ	2.1V Typ

REFLOW




Zone	Description	Temperature	Time
1	Preheat	$T_{SMIN} \sim T_{SMAX}$ 150°C ~ 200°C	60 ~ 180 sec.
2	Reflow	T_L 217°C	60 ~ 150 sec.
3	Peak heat	T_p 245°C	20 ~ 40 sec.

REVISED: 09/26/2016

100BASE-T RJ45 JACK W/INTEGRATED MAGNETICS SUITABLE FOR PIH REFLOW

ARJE-0041

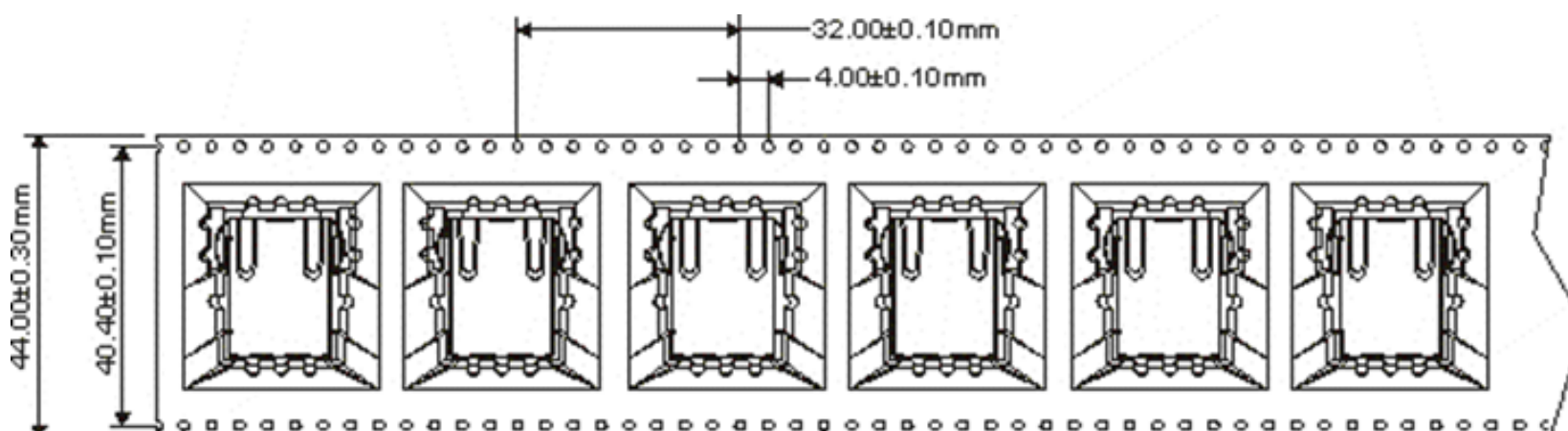


21.72 x 16.26 x 14.10mm

RoHS/RoHS II Compliant

PACKAGING

T: 60 pcs/reel, 180 pcs/carton



NOTES

1. The parts are manufactured in accordance with this specification. If other conditions and specifications which are required for this specification, please contact ABRACON for more information.
2. ABRACON will supply the parts in accordance with this specification unless we receive a written request to modify prior to an order placement.
3. In no case shall ABRACON be liable for any product failure from in appropriate handling or operation of the item beyond the scope of this specification.
4. When changing your production process, please notify ABRACON immediately.
5. ABRACON LLC's products are COTS – Commercial-Off-The-Shelf products; suitable for Commercial, Industrial and, where designated, Automotive Applications. ABRACON's products are not specifically designed for Military, Aviation, Aerospace, Life- dependent Medical applications or any application requiring high reliability where component failure could result in loss of life and/or property. For applications requiring high reliability and/or presenting an extreme operating environment, written consent and authorization from ABRACON LLC is required. Please contact ABRACON LLC for more information.
6. All specifications and Marking will be subject to change without notice.

REVISED: 09/26/2016

Mouser Electronics

Authorized Distributor

Click to View Pricing, Inventory, Delivery & Lifecycle Information:

[ABRACON:](#)

[ARJE-0041](#) [ARJE-0040](#)