

GPS+GLONASS Active Antenna Module - Magnet Base

APAMPG-130**ESD Sensitive**RoHS/RoHS II compliant
Lead in copper alloy exemption (6c); and Lead in glass exemption (7c-I)

44.0 x 14.5mm

MSL level: Not Applicable

FEATURES:

- High Reliability/ Sensitivity
- Compact Size
- Easy to Install (magnet base)
- ROHS Compliant

TYPICAL APPLICATIONS:

- Automotive Navigation
- Automotive Monitoring
- Personal Tracking

STANDARD SPECIFICATIONS:

Antenna

Parameters	Min.	Typ.	Max.	Units	Note
Frequency Range	1572.42	1575.42	1578.42	MHz	(For GPS)
	1594	1602	1610	MHz	(For GLONASS)
Bandwidth	8.0			MHz	(For GPS)
	16.0			MHz	(For GLONASS)
VSWR at Center Frequency			1.5:1		
Polarization Model	RHCP				(Right Hand Circular Polarization)
Impedance		50		Ω	
Gain		5		dBi	(Based on 70× 70mm ground plane)
Operating Temperature	-40		+80	°C	
Storage Temperature	-45		+85	°C	

Low Noise Amplifier (LNA)

Parameters	Min.	Typ.	Max.	Units	Note
Frequency Range	1572	1595	1618	MHz	
DC Voltage	2.8		5.0	V	
Gain		30		dB	(without cable +25°C ± 10°C)
Output VSWR			2.0		
Noise Figure			1.5		(+25°C ± 10°C)
DC current		13.5		mA	(At 3.0V)
Out-Band Rejection	20			dB	(fo+100MHz)
	25			dB	(fo-100MHz)

Overall (Complete Module including RF Connector)

Parameters	Min.	Typ.	Max.	Units	Note
Frequency Range	1572	1595	1618	MHz	
Output V.W.S.R			2.0		
Impedance		50		Ω	
Peak Gain			30	dBic	
Operating Temperature	-40		+80	°C	
Storage Temperature	-45		+85	°C	



GPS+GLONASS Active Antenna Module - Magnet Base

APAMPG-130



ESD Sensitive

Lead in copper alloy exemption (6c); and Lead in glass exemption (7c-1)

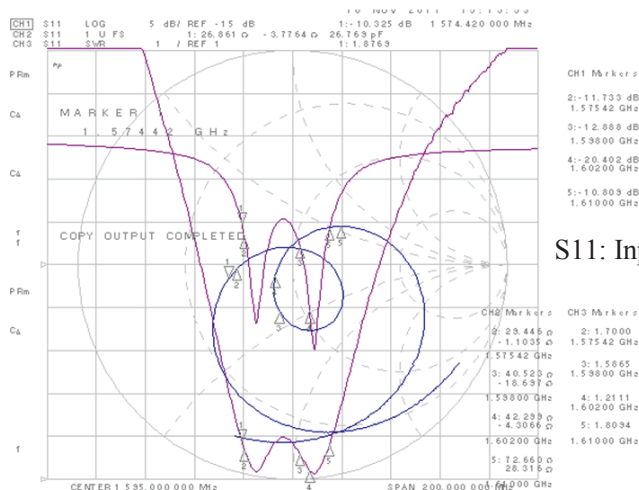
RoHS/RoHS II compliant



44.0 x 14.5mm

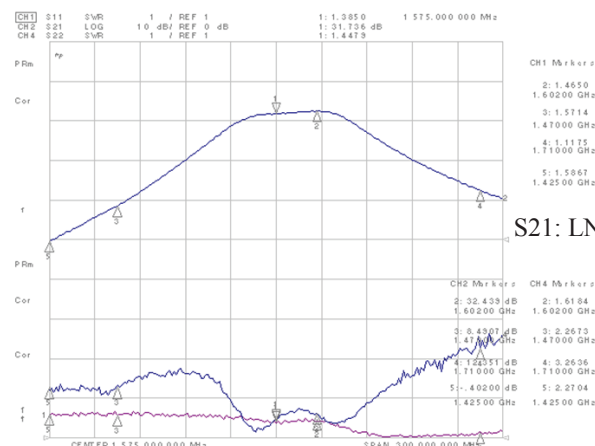
TEST CONDITIONS & TEST SETUP:

Antenna's Impedance and Return-Loss Characteristics



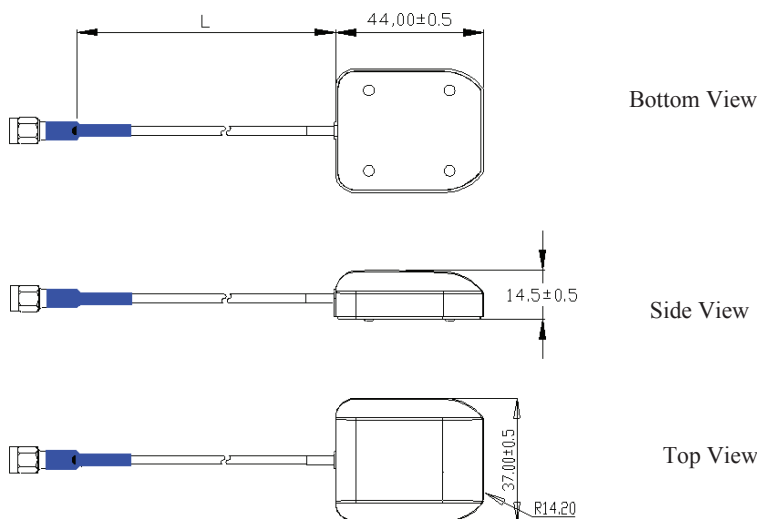
Test condition: 27x27mm ground

LNA Reflection Profile



Test condition: DC 3.0V

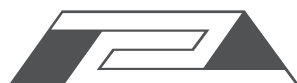
OUTLINE DIMENSION:



Parameters	Description
L (Cable Length)	400±10cm
RF Cable Attenuation	1.3dB/m
Antenna	Dielectric Ceramics
PCB	FR4
RF Connector	SMA-J3
Shielding	Tinplate
Thickness	15.5mm
Mounting Type	Magnet Base

Unit: mm

ABRACON IS
ISO9001:2008
CERTIFIED



ABRACON
CORPORATION

Visit www.abracon.com for Terms & Conditions of Sale Revised: 10.30.14
30332 Esperanza, Rancho Santa Margarita, California 92688
tel 949-546-8000 | fax 949-546-8001 | www.abracon.com

GPS+GLONASS Active Antenna Module - Magnet Base

APAMPG-130



ESD Sensitive

RoHS/RoHS II compliant
Lead in copper alloy exemption (6c); and Lead in glass exemption (7c-I)



44.0 x 14.5mm

PRODUCT IMAGE:



PACKAGING:

Each 630 x 460 x 105mm size carton includes 100 pieces of antenna



CAUTION:

- (1) Do not apply excess mechanical stress to the component body or terminations. Do not attempt to re-form or bend the components as this will cause damage to the component.
- (2) Do not expose the component to open flame.
- (3) This specification applies to the functionality of the component as a single unit. Please insure the component is thoroughly evaluated in the application circuit.

ATTENTION: Abracon Corporation's products are COTS – Commercial-Off-The-Shelf products; suitable for Commercial, Industrial and, where designated, Automotive Applications. Abracon's products are not specifically designed for Military, Aviation, Aerospace, Life-dependant Medical applications or any application requiring high reliability where component failure could result in loss of life and/or property. For applications requiring high reliability and/or presenting an extreme operating environment, written consent and authorization from Abracon Corporation is required. Please contact Abracon Corporation for more information.

ABRACON IS
ISO9001:2008
CERTIFIED



ABRACON
CORPORATION

Visit www.abracon.com for Terms & Conditions of Sale **Revised: 10.30.14**
30332 Esperanza, Rancho Santa Margarita, California 92688
tel 949-546-8000 | fax 949-546-8001 | www.abracon.com

Mouser Electronics

Authorized Distributor

Click to View Pricing, Inventory, Delivery & Lifecycle Information:

[ABRACON:](#)

[APAMPG-130](#)