


Compact Multiband Active GNSS (GPS/GLONASS/BEIDOU/Galileo) Patch Antenna



APAKC2506A-SG3



25.0 x 25.0 x 6.9 mm
 RoHS/RoHS II Compliant
 MSL = N/A: Not Applicable

Features

- Multiband GPS/GLONASS/Beidou/Galileo GNSS patch
- Active GNSS with LNA, LNA gain of 32 dB
- RHCP polarization
- 25.0 x 25.0 x 6.9 mm
- RF coax cable, IPEX connector

Applications

- GPS/GLONASS/Galileo/Beidou applications
- IoT
- M2M
- Remote technology monitoring
- Geofencing
- Surveying and mapping systems
- Logistics


Electrical Specifications

Parameters	GPS-L1 / Galileo-E1			BeiDou-B1			GLONASS-L1			Units	Notes
	Min.	Typ.	Max.	Min.	Typ.	Max.	Min.	Typ.	Max.		
Operating Frequency	1555 ~ 1615									MHz	
VSWR	1.5										Max.
Gain		-1.5			-1.0			-2.5		dB	
Axial Ratio			10			10			10	dB	
Impedance	50									Ω	
Polarization	RHCP										

LNA

Parameters	Min.	Typ.	Max.	Units	Notes
Operating Frequency	1555 ~ 1615			MHz	
VSWR	2.0				Max.
Gain	32 ± 2			dB	@25 °C
Noise Figure	1.1			dB	
DC Voltage	1.5	3.0	3.6	V	
DC Current	7.3	8.5	10.0	mA	
Current Consumption	50			Ω	

Compact Multiband Active GNSS (GPS/GLONASS/BEIDOU/Galileo) Patch Antenna



APAKC2506A-SG3




25.0 x 25.0 x 6.9 mm
RoHS/RoHS II Compliant
MSL = N/A: Not Applicable

Mechanical Specifications

Parameters	Description
Antenna	Dielectric Ceramics
Ground	PCB, FR4, 0.6 mm
Cable	59 mm, RF OD 1.13
Connector	IPEX-II

Environmental Specifications

Parameters	Description
Operating Temperature	-40 °C to +80 °C
Storage Temperature	-40 °C to +85 °C
Frequency Temperature Coefficient	20ppm/deg. °C
Humidity	10 % ~ 95 % R.H.

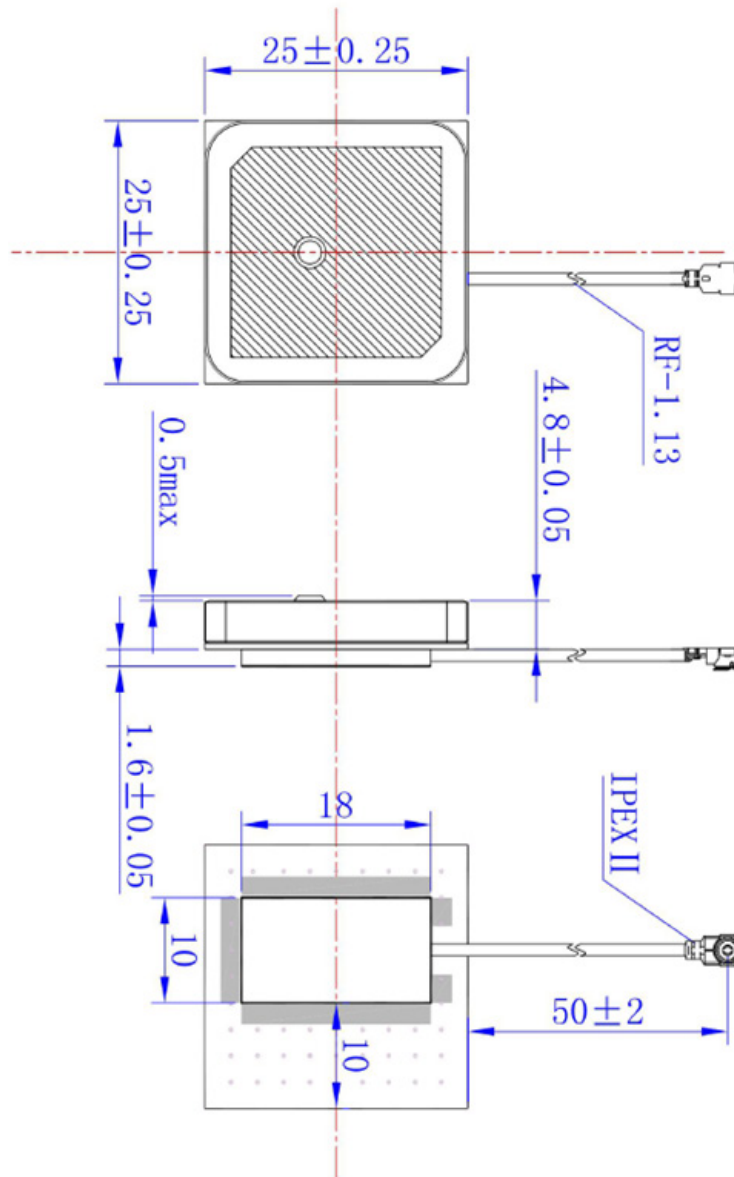



APAKC2506A-SG3



25.0 x 25.0 x 6.9 mm
RoHS/RoHS II Compliant
MSL = N/A: Not Applicable

Product Dimensions





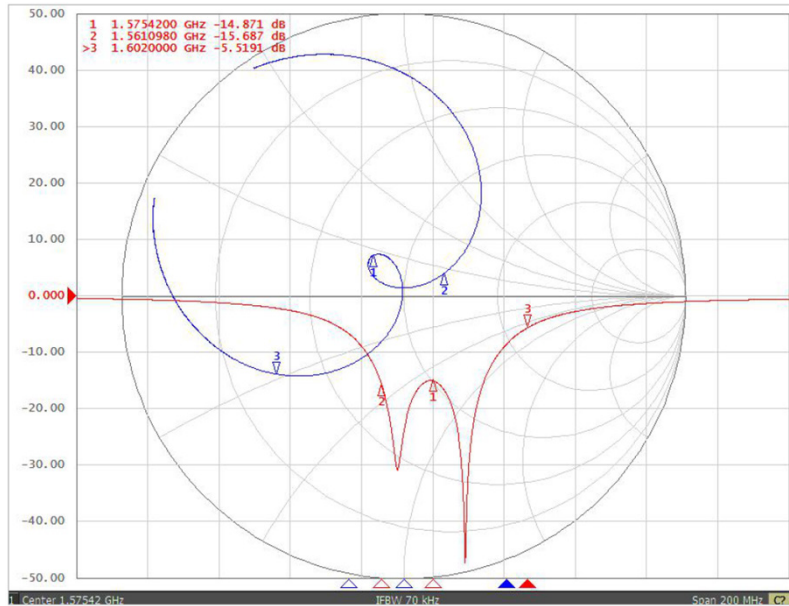
APAKC2506A-SG3



25.0 x 25.0 x 6.9 mm
 RoHS/RoHS II Compliant
 MSL = N/A: Not Applicable


Return Loss and Impedance Characteristics

Antenna



LNA (Gain @ 3.0 V)





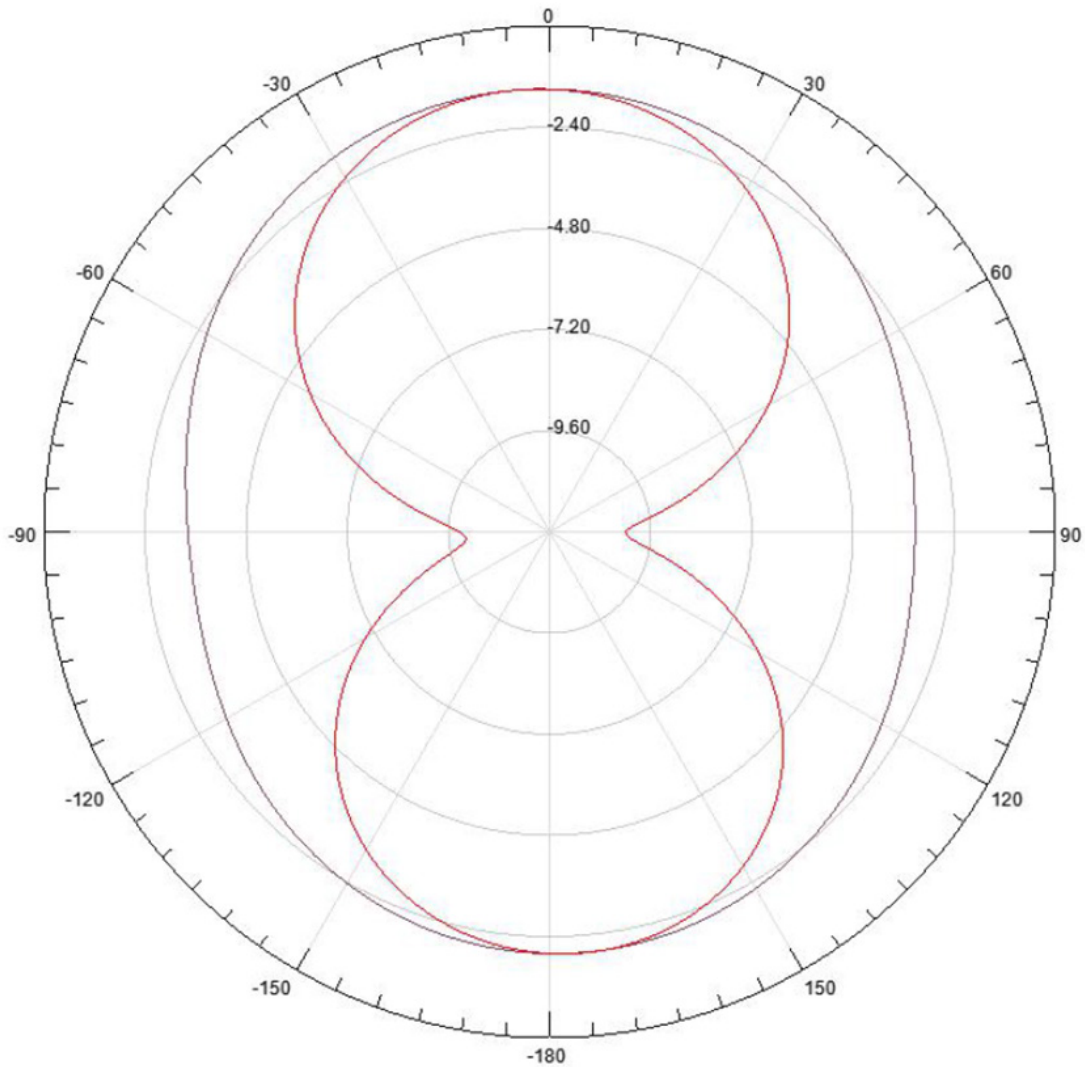
APAKC2506A-SG3




25.0 x 25.0 x 6.9 mm
RoHS/RoHS II Compliant
MSL = N/A: Not Applicable

Radiation Pattern

2D - Pattern
YZ & XZ - Plane
1561.098 MHz





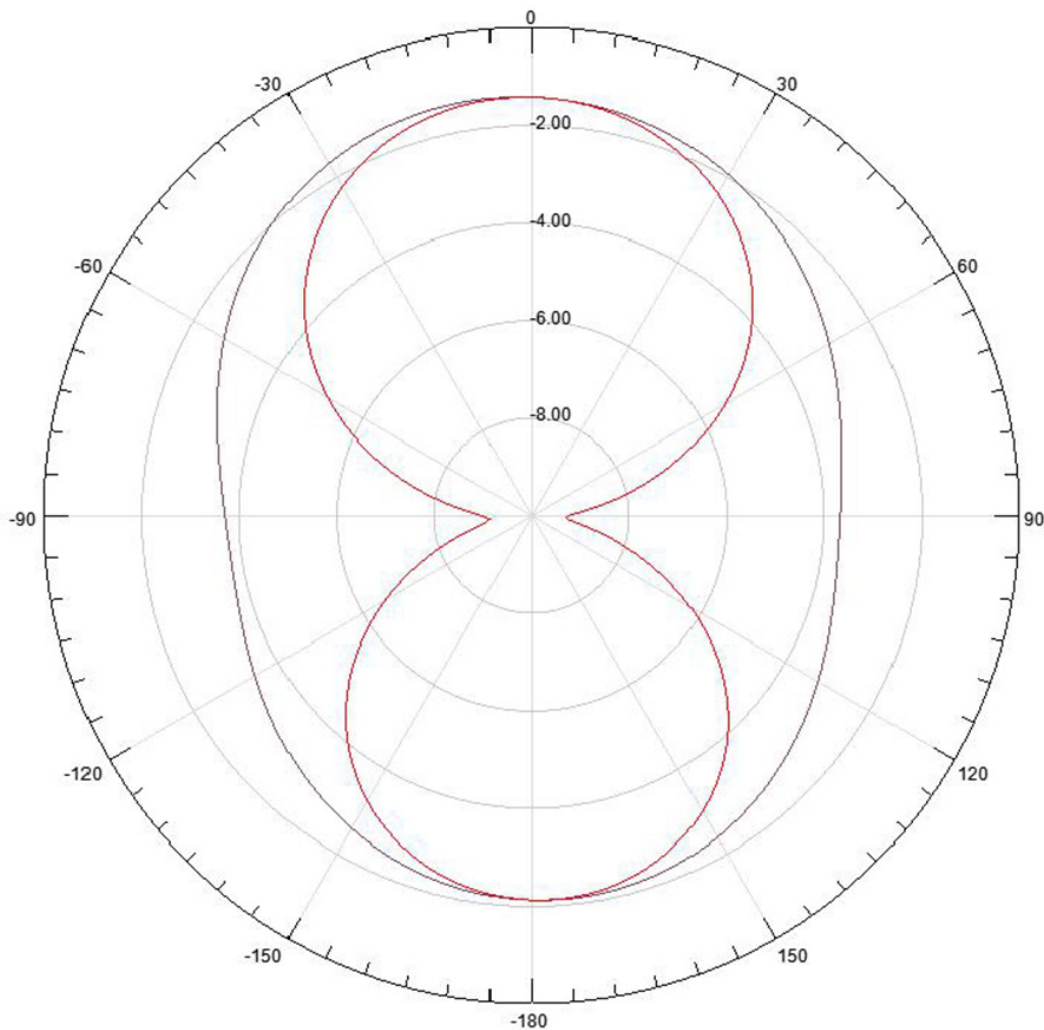
APAKC2506A-SG3




25.0 x 25.0 x 6.9 mm
RoHS/RoHS II Compliant
MSL = N/A: Not Applicable

Radiation Pattern

2D - Pattern
YZ & XZ - Plane
1575.42 MHz





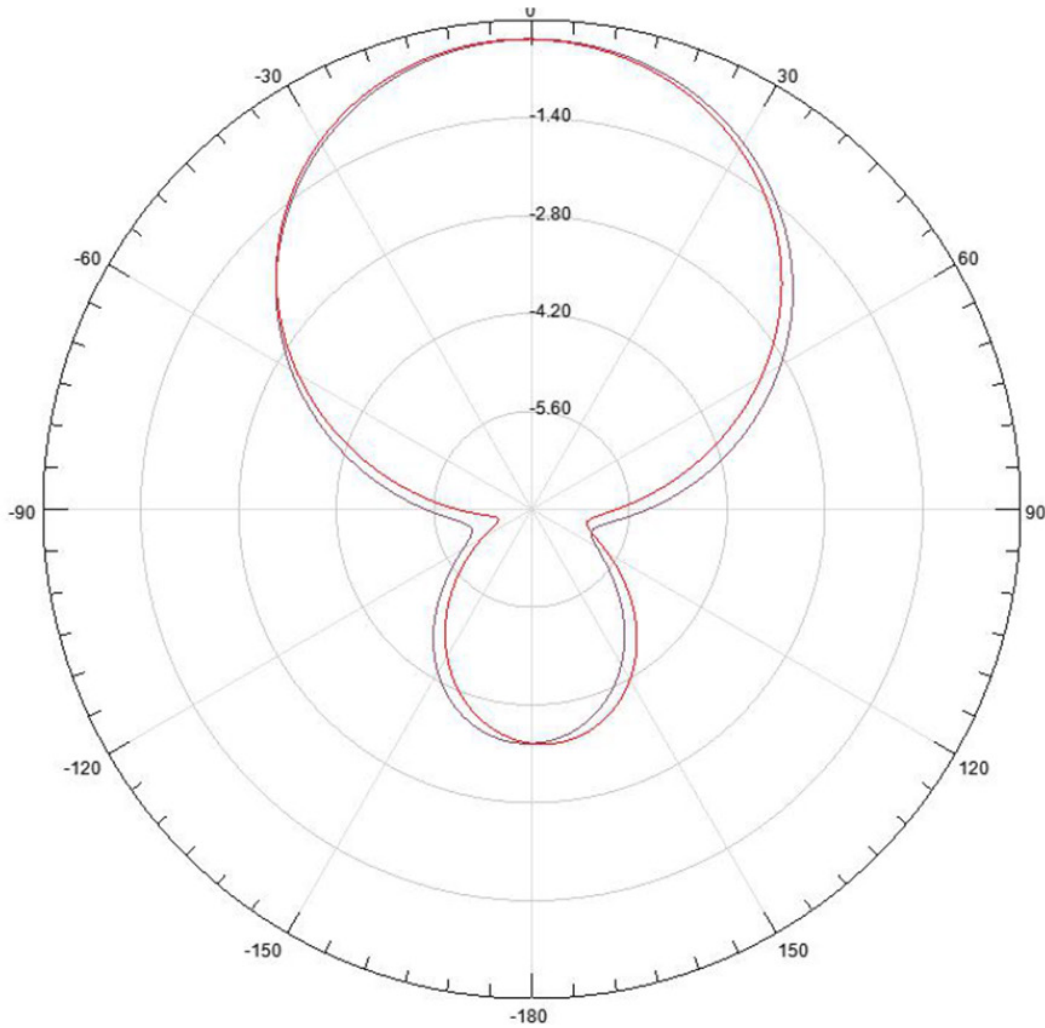
APAKC2506A-SG3




25.0 x 25.0 x 6.9 mm
RoHS/RoHS II Compliant
MSL = N/A: Not Applicable

Radiation Pattern

2D - Pattern
YZ & XZ - Plane
1602 MHz





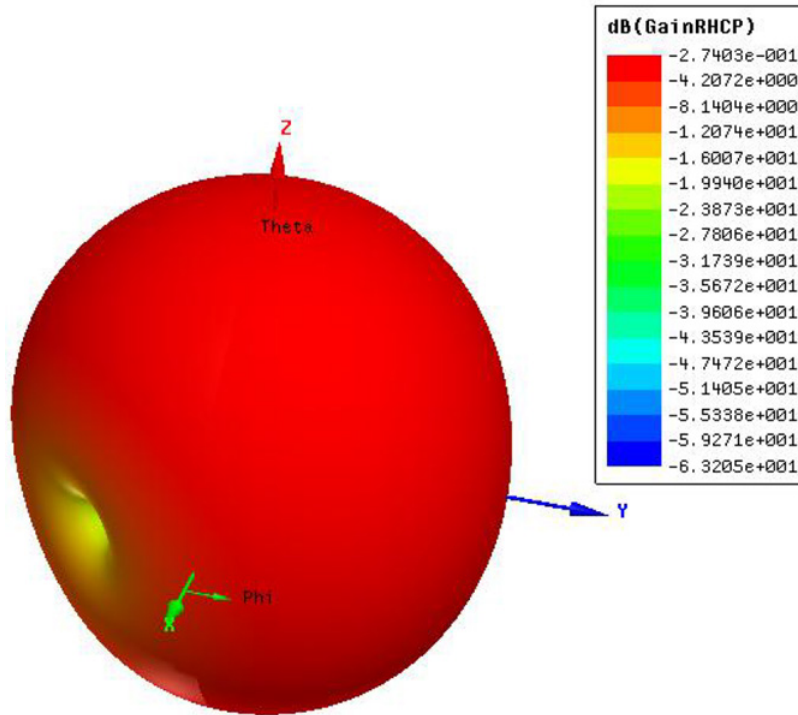
APAKC2506A-SG3



25.0 x 25.0 x 6.9 mm
 RoHS/RoHS II Compliant
 MSL = N/A: Not Applicable

Radiation Pattern

3D - Pattern



Packaging

A package has 1000 antenna elements.

Package Type	Quantity
1 Package base	50 Antennas
1 Vacuum bag	6 Package bases
1 Inner box	1 Vacuum bag
1 Package	4 Inner boxes

ATTENTION: Abracon LLC's products are COTS – Commercial-Off-The-Shelf products; suitable for Commercial, Industrial and, where designated, Automotive Applications. Abracon's products are not specifically designed for Military, Aviation, Aerospace, Life-dependent Medical applications or any application requiring high reliability where component failure could result in loss of life and/or property. For applications requiring high reliability and/or presenting an extreme operating environment, written consent and authorization from Abracon LLC is required. Please contact Abracon LLC for more information.

Mouser Electronics

Authorized Distributor

Click to View Pricing, Inventory, Delivery & Lifecycle Information:

[ABRACON:](#)

[APAKC2506A-SG3](#)