

# GPS / GLONASS Patch Antenna

**APAES1575R1040J34-T**

RoHS/RoHS II compliant



10.0 x 10.0 x 4.0mm

MSL level: Not Applicable

## FEATURES:

- Compact Size and Low Profile
- Pin type
- Customization Available
- RoHS Compliance

## TYPICAL APPLICATIONS:

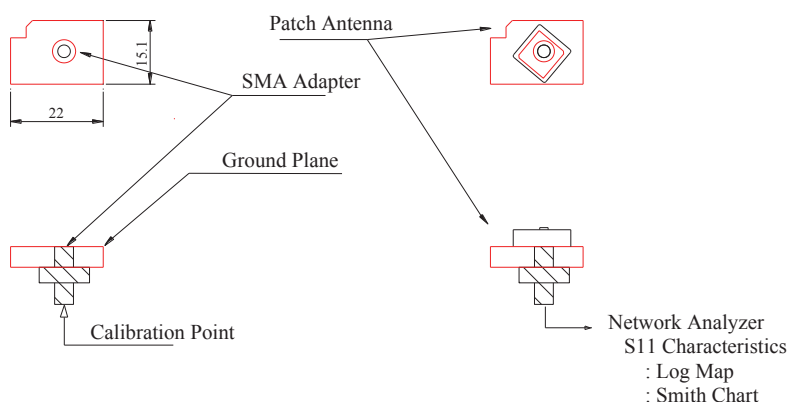
Automotive navigation, Marine buoys,  
Surveying equipment, Cell phone, Laptop,  
Healthcare and medical monitoring devices, PND, PDA

## STANDARD SPECIFICATIONS:

Parameters	Min.	Typ.	Max.	Units	Note
Receiving Frequency Range		1575		MHz	
Center Frequency <sup>(*)</sup>		1613		MHz	(With JL01 PCB GND Plane)
Bandwidth	5			MHz	(Return loss $\leq$ 10dB)
Gain		-2		dBic	(Peak gain on standardized Ground Plane facing Zenith.)
Axial Ratio			5	dB	
VSWR @ Center Frequency			1.5		
Polarization Model		RHCP			(Right Hand Circular Polarization)
Impedance		50		$\Omega$	
Frequency Temperature Coefficient	-10		10	ppm/°C	

<sup>(\*)</sup> Application environment, including size of the ground plane, proximity to adjacent components, etc., will affect stated performance. Fine tuning might be required when installed on end-customer's PCB. Abracon offers Antenna Optimization Service, please contact Abracon.

## TEST CONDITIONS & TEST SETUP:



## STRUCTURE AND MATERIAL

Description	Material
Antenna Substrate	Dielectric Ceramics
Pin	Copper and tinplated
Electrode	Ag Plated
Ground Plane	Ag Plated
Adhesive Type	NITTO 5000NS

# GPS / GLONASS Patch Antenna

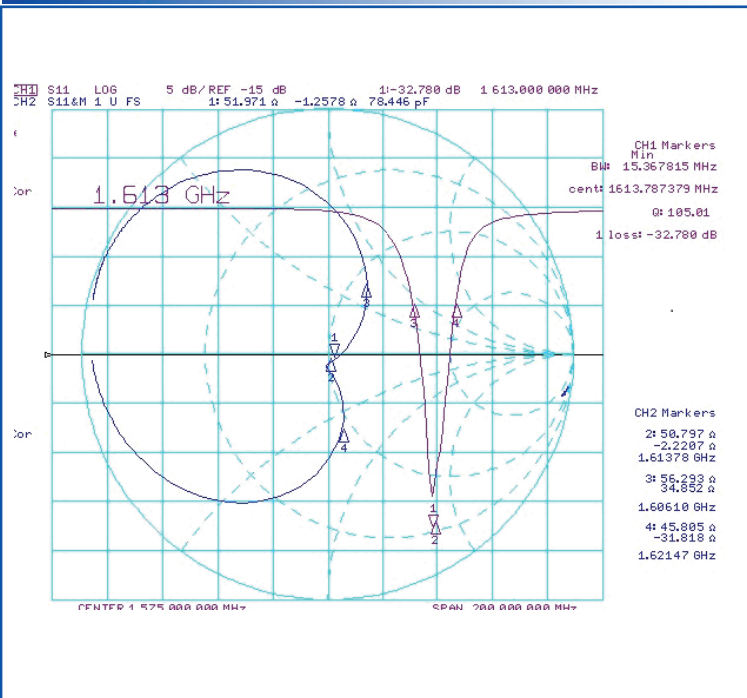
APAES1575R1040J34-T

RoHS/RoHS II compliant

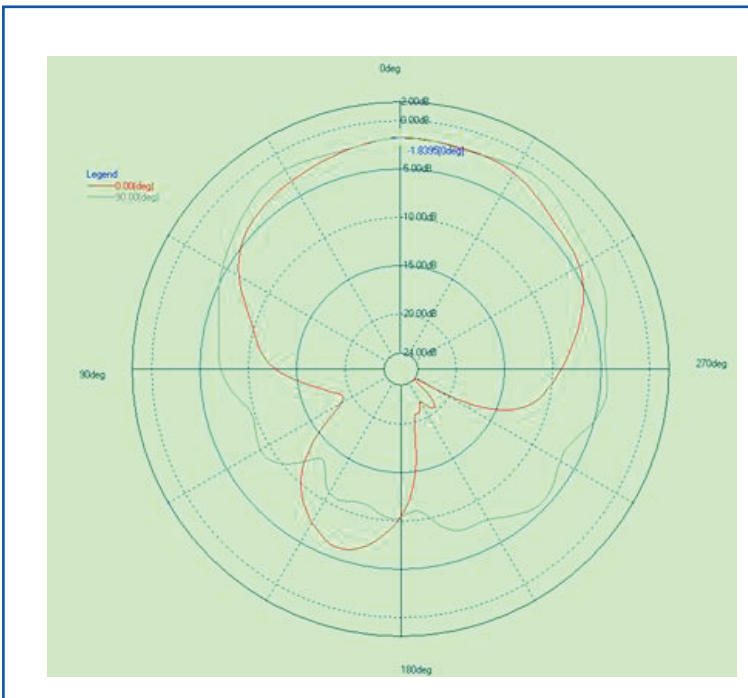


10.0 x 10.0 x 4.0mm

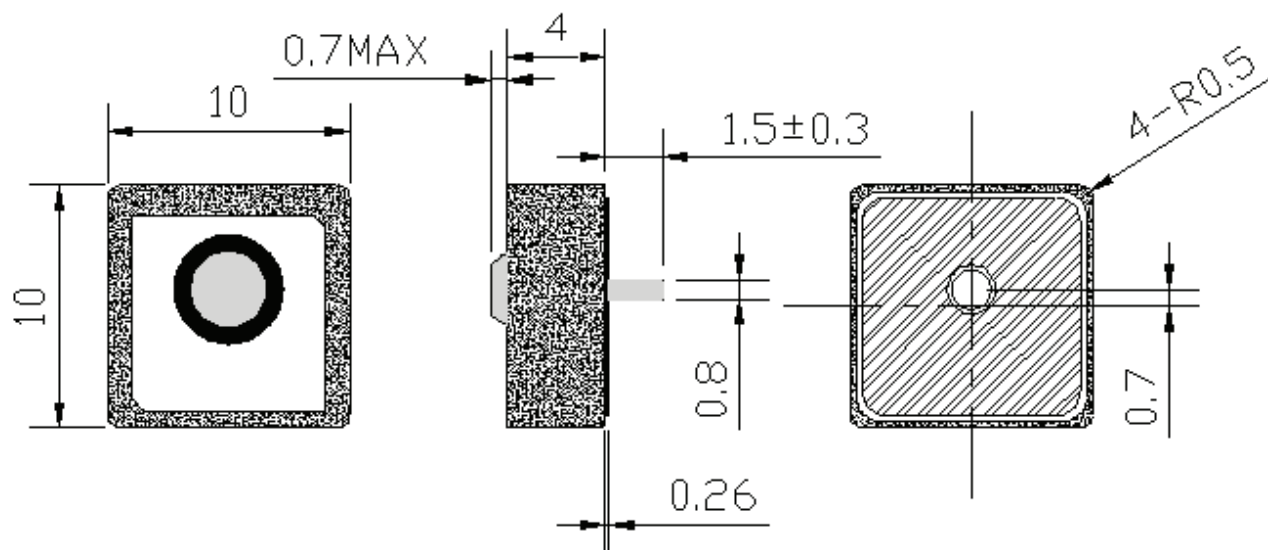
## SMITH CHART



## RADIATION PATTERN



## OUTLINE DIMENSION:



Other Tolerance:  $\pm 0.2\text{mm}$

Unit: mm

# GPS / GLONASS Patch Antenna

APAES1575R1040J34-T

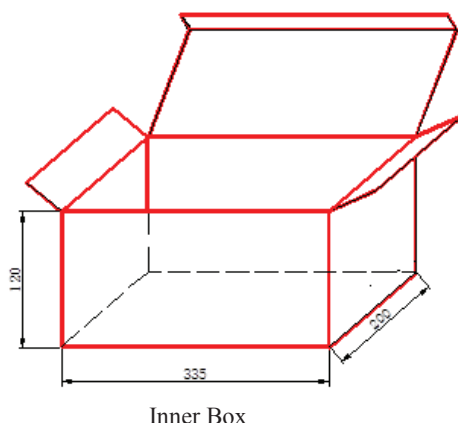
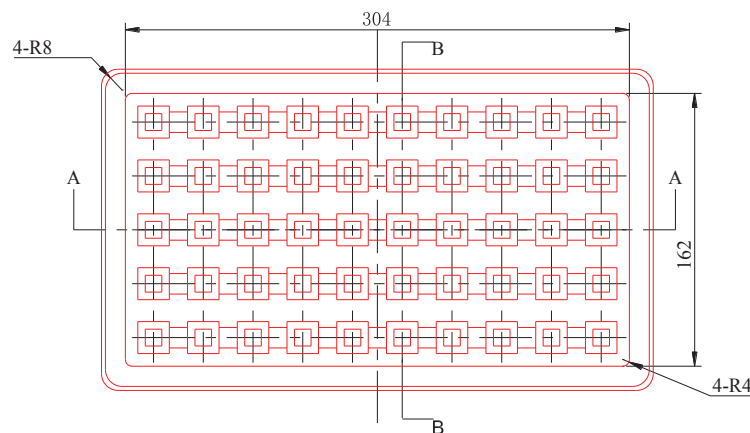
RoHS/RoHS II compliant



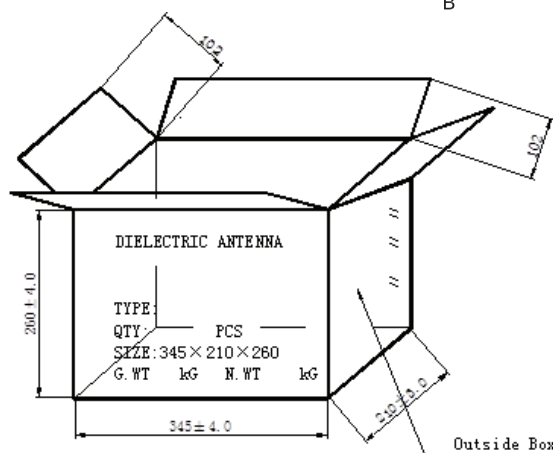
10.0 x 10.0 x 4.0mm

## PACKAGING:

Package Type	Quantity
Tray	50 pcs/tray
Inner Box	500pcs/box
Outer Box	1000 pcs/box



Inner Box



Outside Box

## CAUTION:

- (1) Do not apply excess mechanical stress to the component body or terminations. Do not attempt to re-form or bend the components as this will cause damage to the component.
- (2) Do not expose the component to open flame.
- (3) This specification applies to the functionality of the component as a single unit. Please insure the component is thoroughly evaluated in the application circuit.

## NOTE:

- 1) The parts are manufactured in accordance with this specification. If other conditions and specifications which are required for this specification, please contact ABRACON for more information.
- 2) ABRACON will supply the parts in accordance with this specification unless we receive a written request to modify prior to an order placement.
- 3) In no case shall ABRACON be liable for any product failure from in appropriate handling or operation of the item beyond the scope of this specification.
- 4) When changing your production process, please notify ABRACON immediately.
- 5) ABRACON Corporation's products are COTS – Commercial-Off-The-Shelf products; suitable for Commercial, Industrial and, where designated, Automotive Applications. ABRACON's products are not specifically designed for Military, Aviation, Aerospace, Life-dependant Medical applications or any application requiring high reliability where component failure could result in loss of life and/or property. For applications requiring high reliability and/or presenting an extreme operating environment, written consent and authorization from ABRACON Corporation is required. Please contact ABRACON Corporation for more information.
- 6) All specifications and Marking will be subject to change without notice.

**ATTENTION:** Abracon Corporation's products are COTS – Commercial-Off-The-Shelf products; suitable for Commercial, Industrial and, where designated, Automotive Applications. Abracon's products are not specifically designed for Military, Aviation, Aerospace, Life-dependant Medical applications or any application requiring high reliability where component failure could result in loss of life and/or property. For applications requiring high reliability and/or presenting an extreme operating environment, written consent and authorization from Abracon Corporation is required. Please contact Abracon Corporation for more information

# Mouser Electronics

Authorized Distributor

Click to View Pricing, Inventory, Delivery & Lifecycle Information:

[ABRACON:](#)

[APAES1575R1040J34-T](#)