

Iridium Patch Antenna

APAE1621R2540ABDD1-T

RoHS/ RoHS II compliant



25.0 x 25.0 x 4.0mm

MSL level: Not Applicable

FEATURES:

- High Gain
- Compact Size and Low profile
- Pin with Tape Mount
- Customization Available
- RoHS Compliance

TYPICAL APPLICATIONS:

- Global Mobile Satellite Voice and Data
- Iridium Global Calls

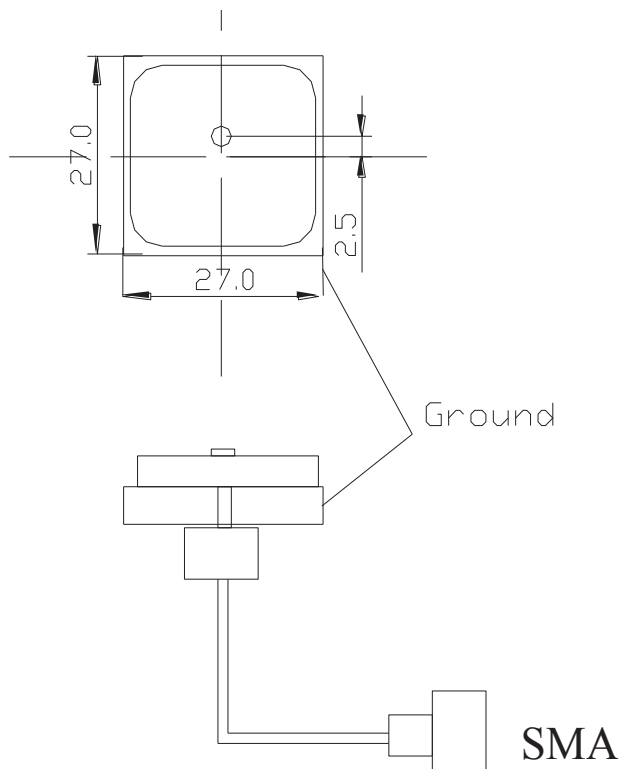
STANDARD SPECIFICATIONS:

| Parameters | Min. | Typ. | Max. | Units | Note |
|-----------------------------------|----------|------|------|--------|---|
| Center Frequency | 1621±3.0 | | | MHz | (Without adhesive tape on 27x27mm ground plane) |
| -10dB Bandwidth | 9 | | | MHz | |
| VSWR | | | 1.5 | | (@ Center Frequency) |
| Gain | | 4 | | dBic | (@ Zenith, typical on 70*70mm ground plane) |
| Impedance | 50 | | | Ω | |
| Polarization Model | RHCP | | | | (Right Hand Circular Polarization) |
| Frequency Temperature Coefficient | | | 20 | ppm/°C | |

Test Conditions and Test Setup:

Parts shall be measured under a condition (Temp.: 20±15°C, Humidity: 65±20% R.H.)

TEST JIG:



Iridium Patch Antenna

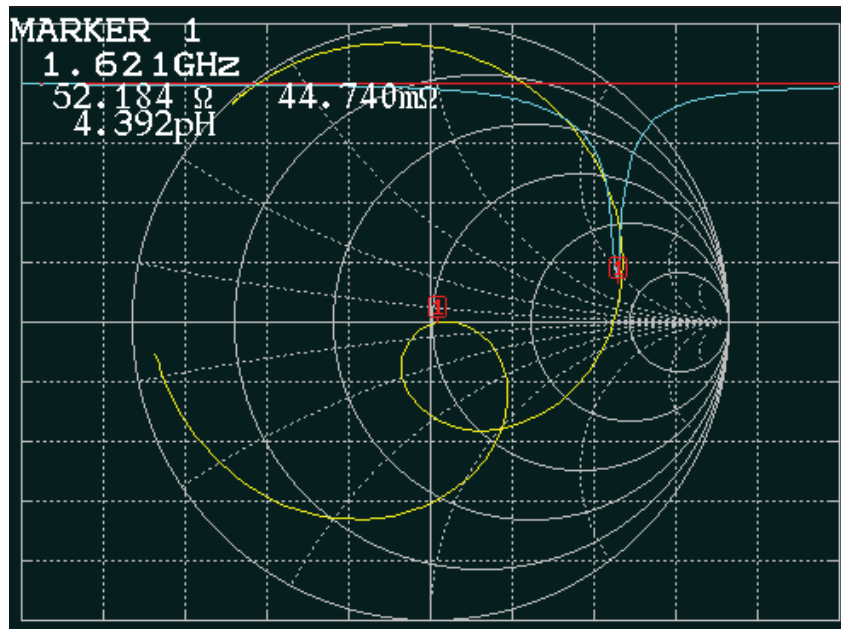
APAE1621R2540ABDD1-T

RoHS/ RoHS II compliant



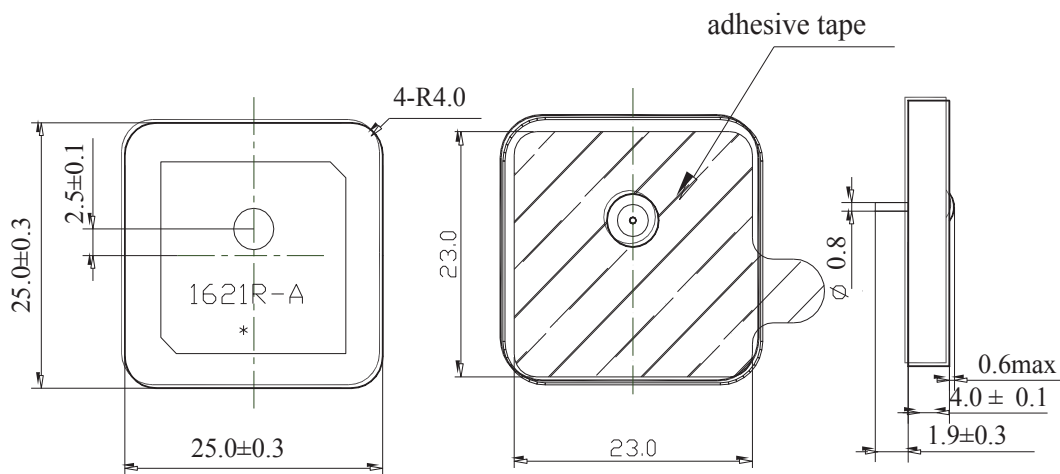
25.0 x 25.0 x 4.0mm

IMPEDANCE CHARACTERISTICS



Tested on 27x27mm GND Plane

OUTLINE DRAWING:



Dimension: mm

Iridium Patch Antenna

APAE1621R2540ABDD1-T

RoHS/ RoHS II compliant

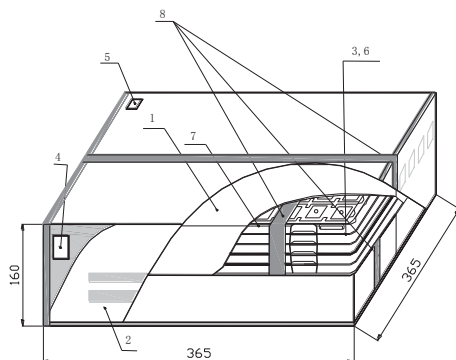


25.0 x 25.0 x 4.0mm

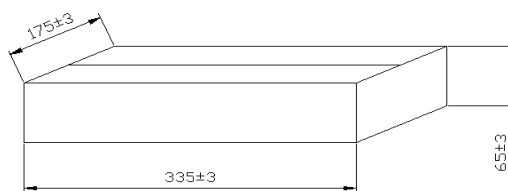
PACKAGING:

“T” is for a vacuum sealed tray containing 50 units. Each vacuum bag contains 5 trays.
1000 pieces is the suggested quantity containing -20 trays with 50-pcs per Tray.

NOTE: This product is vacuum packaged to reduce the possibility of oxidation and/or contamination during storage.



| NO. | Name |
|-----|-------------------------|
| 1 | Inner Box |
| 2 | Package |
| 3 | Vacuum Bag |
| 4 | Certificate of approval |
| 5 | Label |
| 6 | Cushion |
| 7 | Tray |
| 8 | Adhesive tape |



Inner box Dimensions

CAUTION:

- (1) Do not apply excess mechanical stress to the component body or terminations. Do not attempt to re-form or bend the components as this will cause damage to the component.
- (2) Do not expose the component to open flame.
- (3) This specification applies to the functionality of the component as a single unit. Please insure the component is thoroughly evaluated in the application circuit.

NOTE:

- (1) The parts are manufactured in accordance with this specification. If other conditions and specifications which are required for this specification, please contact ABRACON for more information.
- (2) ABRACON will supply the parts in accordance with this specification unless we receive a written request to modify prior to an order placement.
- (3) In no case shall ABRACON be liable for any product failure from in appropriate handling or operation of the item beyond the scope of this specification.
- (4) When changing your production process, please notify ABRACON immediately.
- (5) ABRACON Corporation's products are COTS – Commercial-Off-The-Shelf products; suitable for Commercial, Industrial and, where designated, Automotive Applications. ABRACON's products are not specifically designed for Military, Aviation, Aerospace, Life-dependant Medical applications or any application requiring high reliability where component failure could result in loss of life and/or property. For applications requiring high reliability and/or presenting an extreme operating environment, written consent and authorization from ABRACON Corporation is required. Please contact ABRACON Corporation for more information.
- (6) All specifications and Marking will be subject to change without notice.

ATTENTION: Abracon Corporation's products are COTS – Commercial-Off-The-Shelf products; suitable for Commercial, Industrial and, where designated, Automotive Applications. Abracon's products are not specifically designed for Military, Aviation, Aerospace, Life-dependant Medical applications or any application requiring high reliability where component failure could result in loss of life and/or property. For applications requiring high reliability and/or presenting an extreme operating environment, written consent and authorization from Abracon Corporation is required. Please contact Abracon Corporation for more information.

ABRACON IS
ISO9001:2008
CERTIFIED



2 Faraday, Suite# B | Irvine | CA 92618 **Revised: 12.10.15**
Ph. 949.546.8000 | Fax. 949.546.8001
Visit www.abracon.com for Terms and Conditions of Sale

Mouser Electronics

Authorized Distributor

Click to View Pricing, Inventory, Delivery & Lifecycle Information:

[ABRACON:](#)

[APAE1621R2540ABDD1-T](#)