

1575.42MHZ; 18.0 x 18.0 x 4.0mm GPS Patch Antenna

APAE1575R1840AADB7-T

RoHS/ RoHS II compliant



18.0 x 18.0 x 4.0mm

MSL level: Not Applicable

FEATURES:

- High Gain
- Compact Size and Low Profile
- Pin type
- Customization Available
- RoHS Compliance

TYPICAL APPLICATIONS:

Automotive navigation, Marine buoys, Surveying equipment, Cell phone, Laptop, Healthcare and medical monitoring devices, PND, PDA

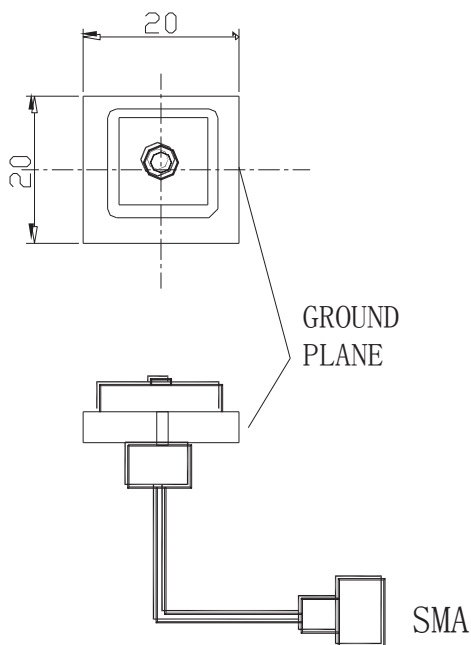
STANDARD SPECIFICATIONS:

Parameters	Min.	Typ.	Max.	Units	Note
Receiving Frequency Range	1575.42±1.023			MHz	
Center Frequency @ -10dB bandwidth ^(*)	1583.5±3.0			MHz	(with adhesive tape on 20x20 ground plane)
-10dB Bandwidth	5.5			MHz	
VSWR			1.5		(Measured at center frequency)
Polarization Model	RHCP				(Right Hand Circular Polarization)
Frequency Temperature Coefficient			20	ppm/°C	

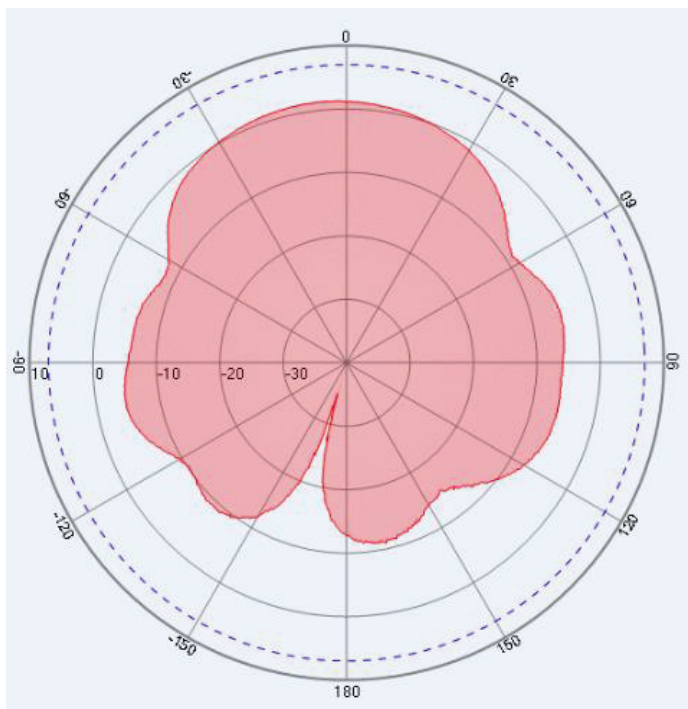
^(*) Application environment, including size of ground plane will affect stated performance. Fine tuning might be required when installed on customer's PCB.

TEST CONDITIONS & TEST SETUP:

Parts shall be measured under a condition (Temp.: 20±15°C, Humidity: 65±20% R.H.)



RADIATION PATTERN



Measured at 1583.00MHz

1575.42MHZ; 18.0 x 18.0 x 4.0mm GPS Patch Antenna

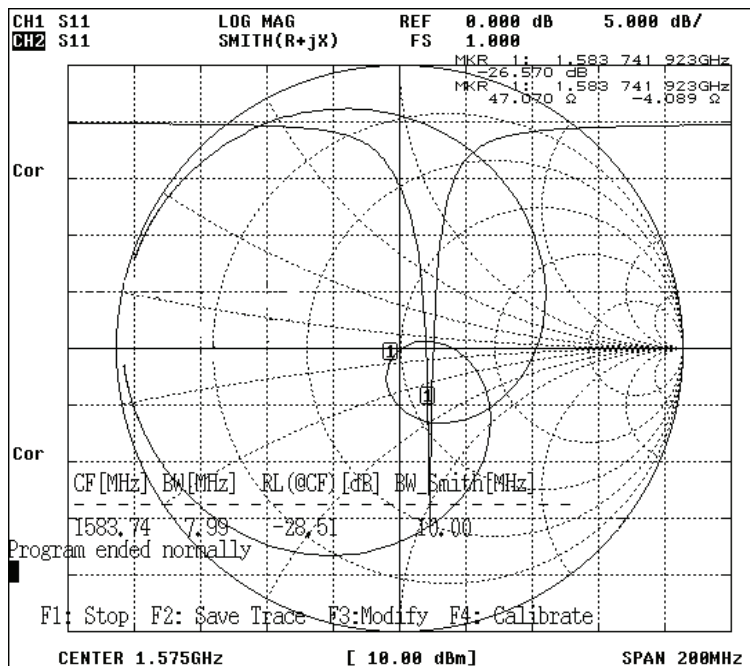
APAE1575R1840AADB7-T

RoHS/ RoHS II compliant

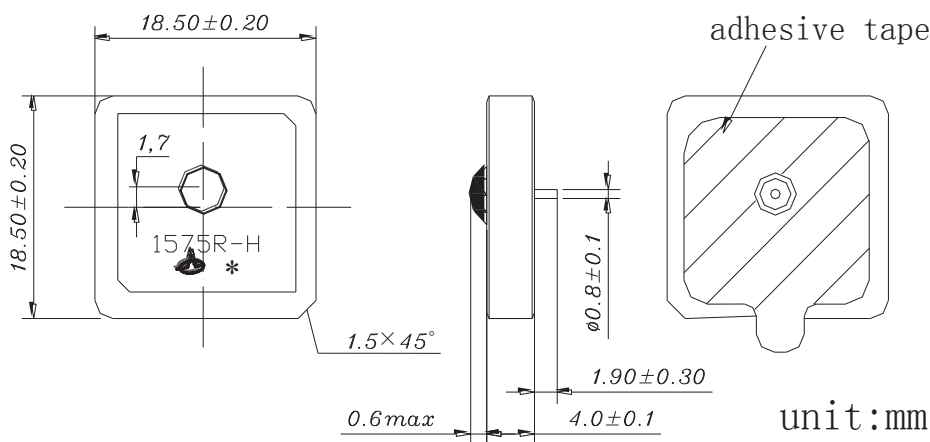


18.0 x 18.0 x 4.0mm

➤ IMPEDANCE CHARACTERISTICS



➤ OUTLINE DRAWING:



Dimension: mm

1575.42MHZ; 18.0 x 18.0 x 4.0mm GPS Patch Antenna

APAE1575R1840AADB7-T

RoHS/ RoHS II compliant

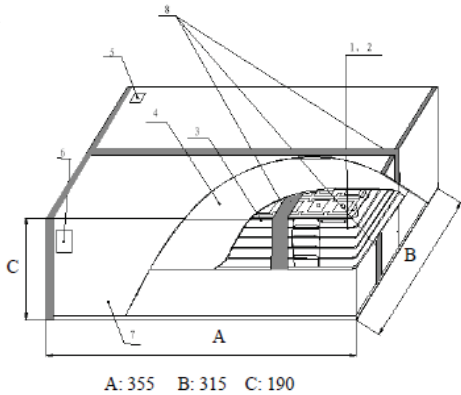


18.0 x 18.0 x 4.0mm

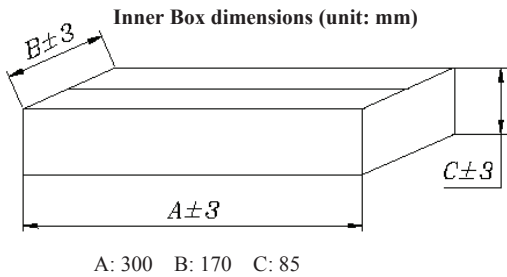
PACKAGING:

“T” is for a vacuum sealed tray containing 50 units.
1000 pieces is the suggested quantity containing 20-trays with 50-pcs per Tray.

NOTE: This product is vacuum packaged to reduce the possibility of oxidation and/or contamination during storage.



NO.	Name
1	Cushion
2	Package
3	Vacuum Bag
4	Inner Box
5	Label
6	Certificate of approval
7	Tray
8	Adhesive tape



CAUTION:

- (1) Do not apply excess mechanical stress to the component body or terminations. Do not attempt to re-form or bend the components as this will cause damage to the component.
- (2) Do not expose the component to open flame.
- (3) This specification applies to the functionality of the component as a single unit. Please insure the component is thoroughly evaluated in the application circuit.

NOTE:

- 1) The parts are manufactured in accordance with this specification. If other conditions and specifications which are required for this specification, please contact ABRACON for more information.
- 2) ABRACON will supply the parts in accordance with this specification unless we receive a written request to modify prior to an order placement.
- 3) In no case shall ABRACON be liable for any product failure from in appropriate handling or operation of the item beyond the scope of this specification.
- 4) When changing your production process, please notify ABRACON immediately.
- 5) ABRACON Corporation’s products are COTS – Commercial-Off-The-Shelf products; suitable for Commercial, Industrial and, where designated, Automotive Applications. ABRACON’s products are not specifically designed for Military, Aviation, Aerospace, Life-dependant Medical applications or any application requiring high reliability where component failure could result in loss of life and/or property. For applications requiring high reliability and/or presenting an extreme operating environment, written consent and authorization from ABRACON Corporation is required. Please contact ABRACON Corporation for more information.
- 6) All specifications and Marking will be subject to change without notice.

ATTENTION: Abracon Corporation’s products are COTS – Commercial-Off-The-Shelf products; suitable for Commercial, Industrial and, where designated, Automotive Applications. Abracon’s products are not specifically designed for Military, Aviation, Aerospace, Life-dependant Medical applications or any application requiring high reliability where component failure could result in loss of life and/or property. For applications requiring high reliability and/or presenting an extreme operating environment, written consent and authorization from Abracon Corporation is required. Please contact Abracon Corporation for more information.

Mouser Electronics

Authorized Distributor

Click to View Pricing, Inventory, Delivery & Lifecycle Information:

[ABRACON:](#)

[APAE1575R1840AADB7-T](#)