

# SMD Multilayer Chip Varistor

AMCV-0603LC

RoHS  
Compliant



1.6 x 0.8 x 0.8 mm

## FEATURES:

- SMD type, small size suitable for high density mounting
- Excellent clamping ratio and strong capability of voltage surge suppression
- Excellent solderability (Ni, Sn plating)

## APPLICATIONS:

- Transient voltage protection and voltage surge suppression for LED lighting
- Suitable for LCD-TV, STB, Switch, Router, PLC, Security System, smart meters, mobile phones
- Suppressing Induced / switching over-voltage caused by lightning and power
- Protecting DC-DC Module, I/O ports, IC driver

## STANDARD SPECIFICATIONS:

**Operating Temperature:** -55°C ~ +125°C

**Storage Temperature:** -10°C ~ +40°C and RH 70% (Max.)

Part Number	Max. Working Voltage		Varistor Voltage	Max. Clamping Voltage		Rated Single Pulse Transient		Typical Capacitance
Test Condition	<20μA		@1mA DC	8/20μs	ESD	Energy 10/1000μs	Peak Current 8/20μs	@0.5V <sub>rms</sub> , 1MHz
	DC	AC RMS						
Units	Volts	Volts	Volts	Volts	Volts	Joules	Amps	pF
Symbol	V <sub>WDC</sub>	V <sub>WAC</sub>	V <sub>B</sub>	V <sub>C</sub> <sup>*1</sup>	V <sub>C</sub> <sup>*2</sup>	E <sub>T</sub>	I <sub>P</sub>	C
AMCV-0603LC-140-C100	14.0	10.0	16.0-22.0	30	39	0.005	2	10
AMCV-0603LC-140-C120	14.0	10.0	16.0-22.0	30	39	0.005	2	12
AMCV-0603LC-180-C050	18.0	12.7	22.0-28.0	40	48	0.003	1	5
AMCV-0603LC-180-C100	18.0	12.7	22.0-28.0	40	48	0.005	2	10
AMCV-0603LC-180-C120	18.0	12.7	22.0-28.0	40	48	0.005	2	12
AMCV-0603LC-260-C030	26.0	18.4	31.0-38.0	58	70	0.003	1	3
AMCV-0603LC-260-C100	26.0	18.4	31.0-38.0	58	70	0.005	2	10
AMCV-0603LC-260-C120	26.0	18.4	31.0-38.0	58	70	0.005	2	12

\*1: V<sub>C</sub>, Maximum peak voltage across the varistor measured at a specified pulse current and waveform.

Energy Rating	Pulse & Waveform
0.00-0.05 Joule	1A, 8/20μs
0.10 Joule	2A, 8/20μs
0.20-0.50 Joule	5A, 8/20μs

\*2: V<sub>C</sub>, Maximum peak voltage across the varistor measured at 30ns after initiation of pulse on IEC61000-4-2 30A/8KV.

## Test Conditions

Unless otherwise specified, the standard atmospheric conditions for measurement/test as:

- Ambient Temperature: 20±15°C
- Relative Humidity: 65±20%
- Air Pressure: 86 kPa to 106 kPa

Items	Test Methods and Remarks
Varistor Voltage at 1mA DC (V <sub>B</sub> )	Measuring current: 1mA DC Duration: 0.2 to 2 sec
Capacitance (C)	Measure source: 0.5 V <sub>RMS</sub> Test frequency: 1MHz.
Leakage Current (I <sub>L</sub> )	Measuring voltage: Maximum DC working voltage
Clamping Voltage (V <sub>C</sub> )	Measuring source: 8/20us waveform, ESD waveform



# SMD Multilayer Chip Varistor

AMCV-0603LC

RoHS  
Compliant



1.6 x 0.8 x 0.8 mm

## OPTIONS AND PART IDENTIFICATION:

AMCV-0603LC- - C   -

### Voltage Code

Please refer to the table above

### Capacitance Code

Please refer to the table above

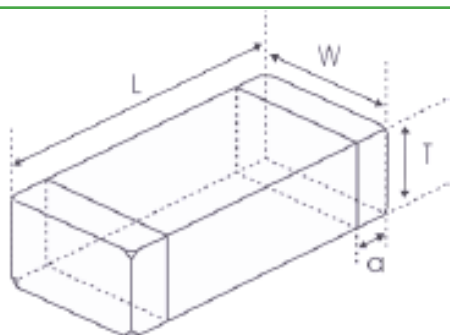
### Tolerance

N=±30%  
Y=+100%, -50%  
G=+0%, -60%

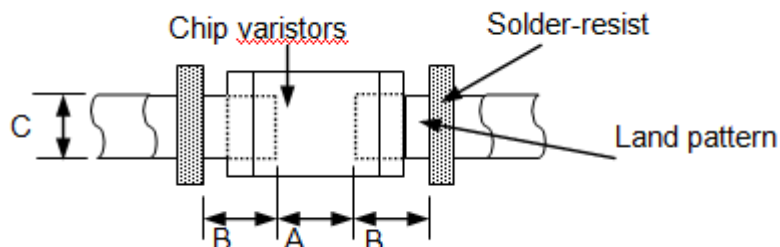
### Packaging

T: Tape and Reel  
(4kpcs / reel)

## OUTLINE DIMENSION:



### Recommended Land Pattern



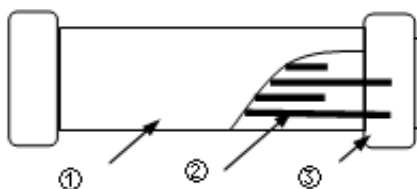
L	W	T	a
1.6±0.15 [0.063±0.006]	0.8±0.15 [0.031±0.006]	0.8±0.15 [0.031±0.006]	0.3±0.2 [0.012±0.008]

A	B	C
0.60~0.80	0.60~0.80	0.60~0.80

Dimension: mm [inch]

### Materials

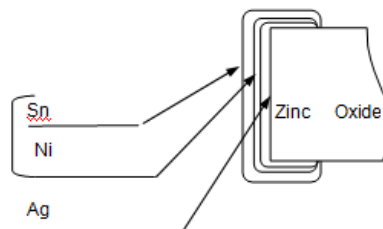
Side View



Top View



	Part Name	Material
1	Base Material	ZnO
2	Internal Conductor	Ag-Pd
3	Terminal Electrode	Ag (Inner layer) Ni-Sn (Outer layer)



# SMD Multilayer Chip Varistor

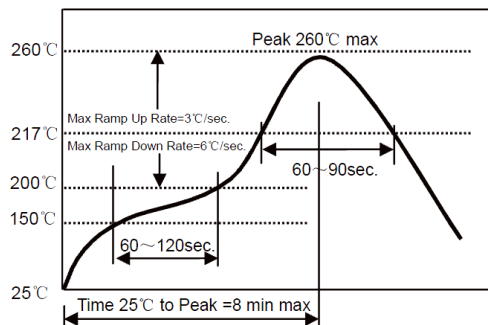
AMCV-0603LC

RoHS  
Compliant



1.6 x 0.8 x 0.8 mm

## REFLOW PROFILE:

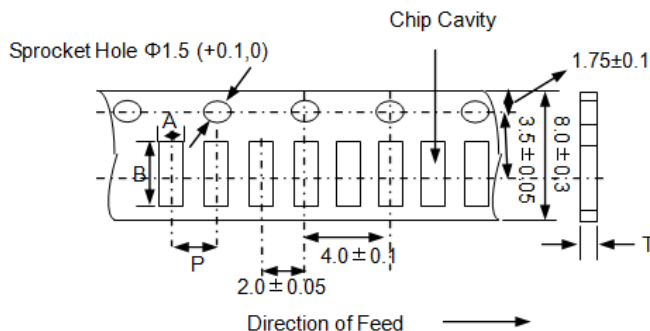


Preheat Condition	150 to 200 °C; 60 to 120 sec.
Allowed time above 217 °C	60 to 90 sec.
Max temperature	260 °C
Max time at max temperature	10 sec.
Solder paste	Sn/3.0Ag/0.5Cu
Allowed Reflow time	2x max.

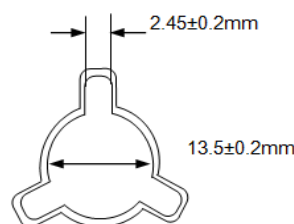
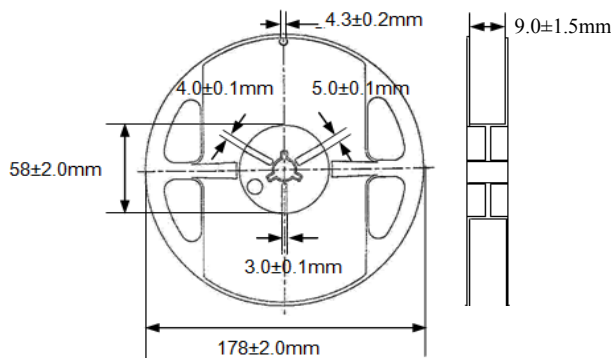
## TAPE & REEL:

### Packing

T: 4,000pcs / reel



A	B	P	T (max)
1.0±0.2	1.8±0.2	4.0±0.1	1.1



### Storage Conditions

- The solderability of the external electrode may be deteriorated if packages are stored where they are exposed to high humidity. Package must be stored at 40°C or less and 70% RH or less.
- The solderability of the external electrode may be deteriorated if packages are stored where they are exposed to dust or harmful gas (e.g. HCl, sulfurous gas of H<sub>2</sub>S).
- Packaging material may be deformed if packages are stored where they are exposed to heat or direct sunlight.
- Solderability shall be guaranteed for 6 months from the date of delivery on condition that they are stored at the environment specified in 1.3. The parts that are stored more than 6 months shall be checked solderability before use.

Dimension: mm

**ATTENTION:** Abracon Corporation's products are COTS – Commercial-Off-The-Shelf products; suitable for Commercial, Industrial and, where designated, Automotive Applications. Abracon's products are not specifically designed for Military, Aviation, Aerospace, Life-dependant Medical applications or any application requiring high reliability where component failure could result in loss of life and/or property. For applications requiring high reliability and/or presenting an extreme operating environment, written consent and authorization from Abracon Corporation is required. Please contact Abracon Corporation for more information.

ABRACON IS  
ISO 9001:2008  
CERTIFIED



**ABRACON**  
CORPORATION

Visit [www.abracon.com](http://www.abracon.com) for Terms & Conditions of Sale **Revised: 11.30.12**  
30332 Esperanza, Rancho Santa Margarita, California 92688  
tel 949-546-8000 | fax 949-546-8001 | [www.abracon.com](http://www.abracon.com)

# Mouser Electronics

Authorized Distributor

Click to View Pricing, Inventory, Delivery & Lifecycle Information:

## ABRACON:

[AMCV-0603LC-140-C120N-T](#) [AMCV-0603LC-180-C050Y-T](#) [AMCV-0603LC-260-C120N-T](#) [AMCV-0603LC-260-C030Y-T](#) [AMCV-0603LC-180-C100N-T](#) [AMCV-0603LC-140-C100N-T](#) [AMCV-0603LC-180-C120N-T](#) [AMCV-0603LC-260-C100N-T](#)