

UWB (600-6000 MHz) Flexible Antenna



AFAC120050-U6G



120.0 x 50.0 x 0.2 mm
RoHS/RoHS II Compliant
MSL = 1

Features

- Cellular 4G/LTE 2G/3G/GSM support
- Dualband 2.4/5 GHz WiFi
- GNSS band coverage
- Linear polarization
- High gain of 5 dBi
- Cable and connector (IPEX)
- Peel and stick with 3M tape

Applications

- IoT
- M2M
- Cellular, WiFi, ISM, GNSS applications
- Home automation
- Smart city
- Wearables
- Transportation

Electrical Specifications

Parameters	Min.	Typ.	Max.	Units	Note
Frequency Range		698 ~ 6000		MHz	
VSWR			4.0		Mount on NYLON Surface
Polarization	Linear				
Impedance		50		Ω	
Gain			5	dBi	Zenith

Environmental Characteristics

Parameters	Description
Operating temperature range	-40°C to +85°C
Vibration	10 to 55 Hz with 1.5 mm amplitude 2 hours

Mechanical Characteristics

Description	Material
Connector	IPEX
Cable Type	RF 1.37/10CM
Mounting	Adhesive

UWB (600-6000 MHz) Flexible Antenna




AFAC120050-U6G

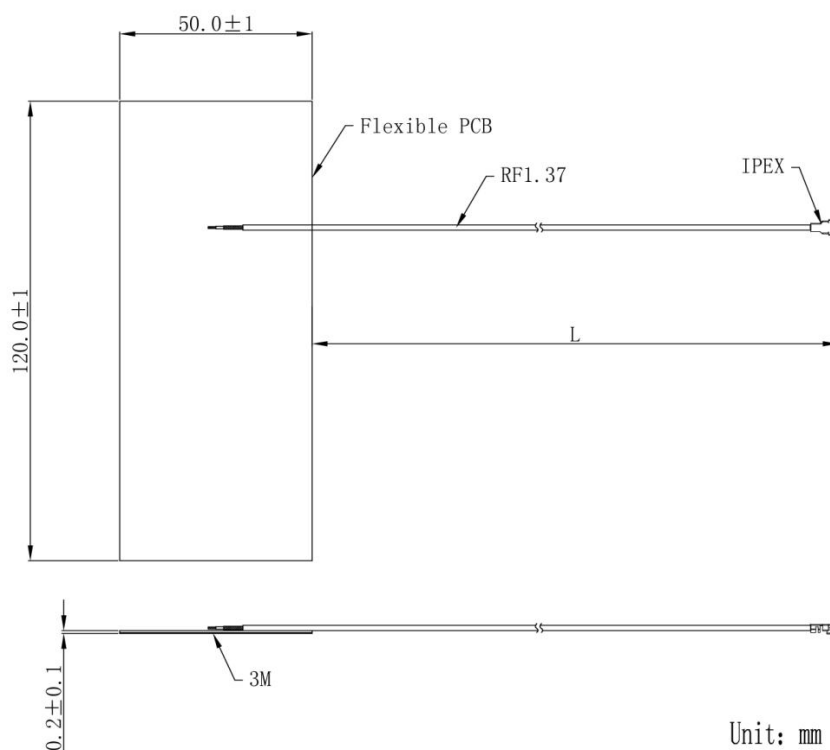


120.0 x 50.0 x 0.2 mm
RoHS/RoHS II Compliant
MSL = 1

Product Image



Dimensions



UWB (600-6000 MHz) Flexible Antenna

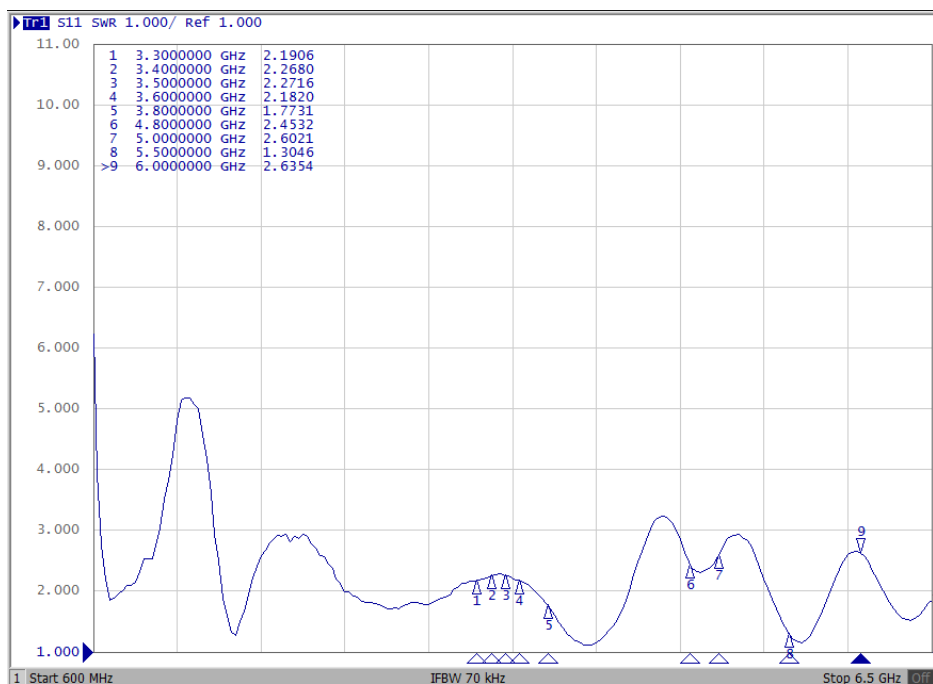
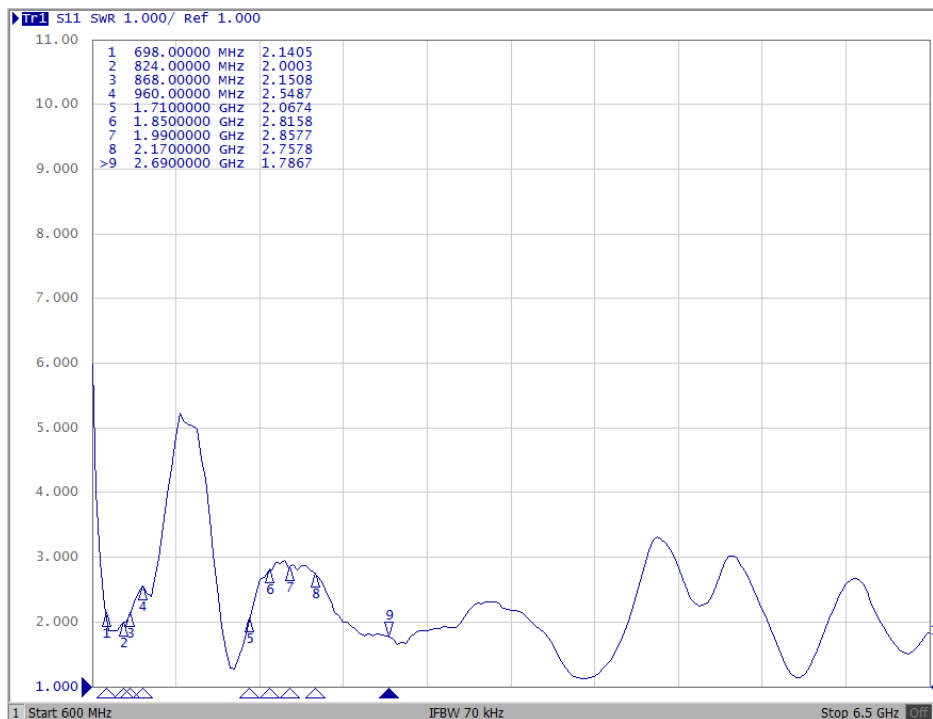


AFAC120050-U6G



120.0 x 50.0 x 0.2 mm
RoHS/RoHS II Compliant
MSL = 1

VSWR



UWB (600-6000 MHz) Flexible Antenna




AFAC120050-U6G



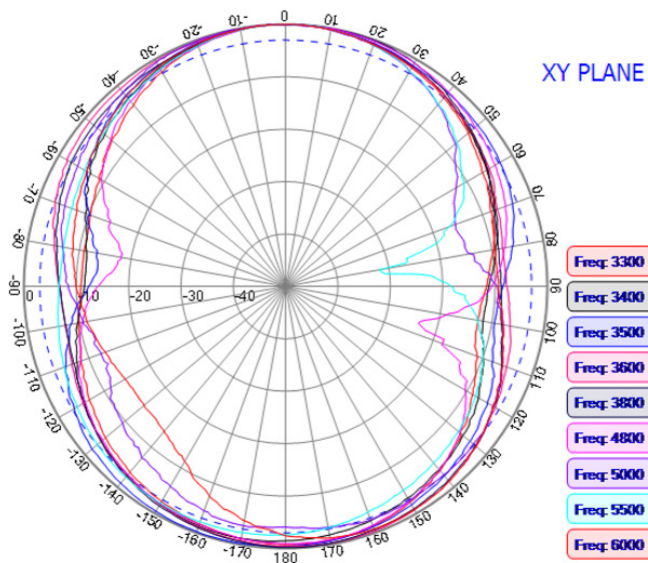
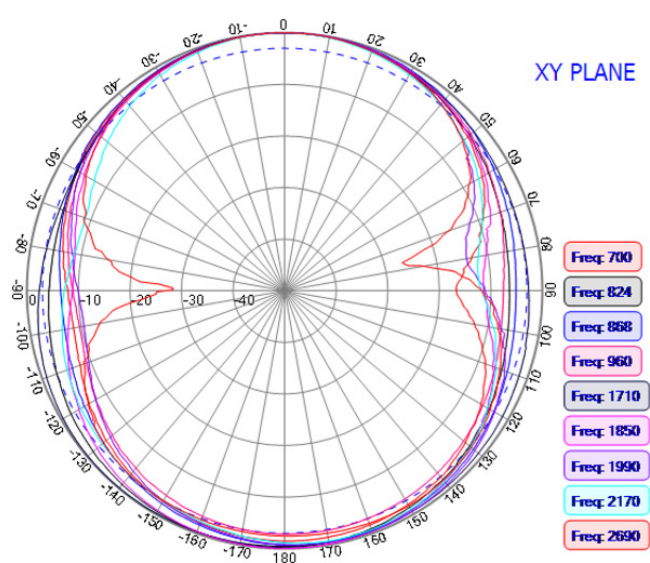
120.0 x 50.0 x 0.2 mm
RoHS/RoHS II Compliant
MSL = 1

Radiation Patterns



2D Patterns

XY Plane



UWB (600-6000 MHz) Flexible Antenna

AFAC120050-U6G

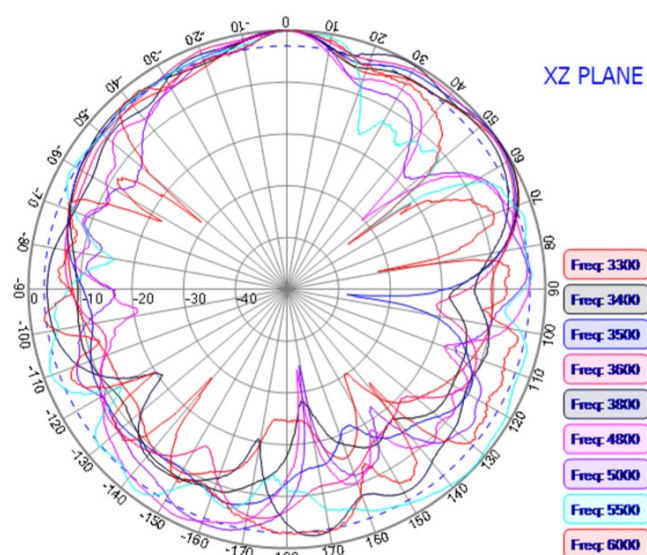
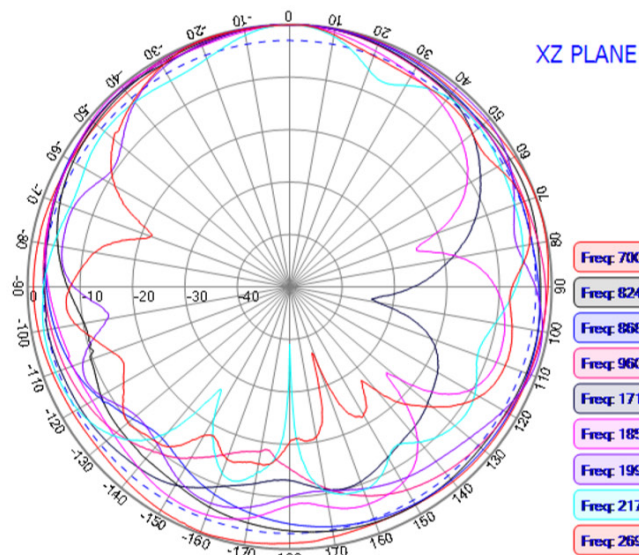


120.0 x 50.0 x 0.2 mm
RoHS/RoHS II Compliant
MSL = 1

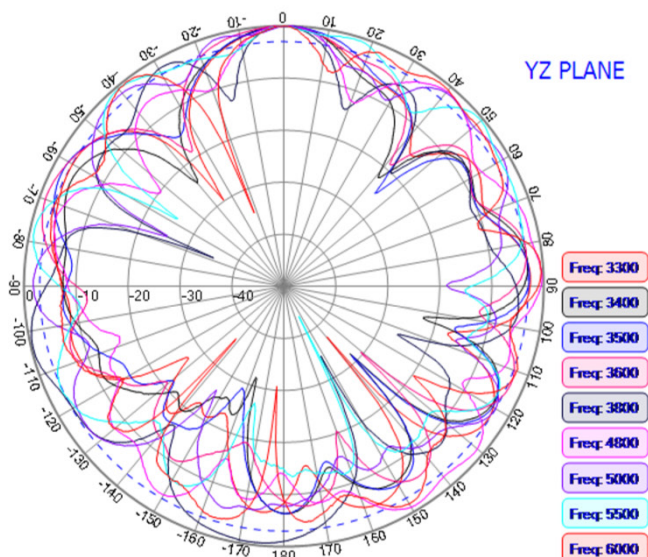
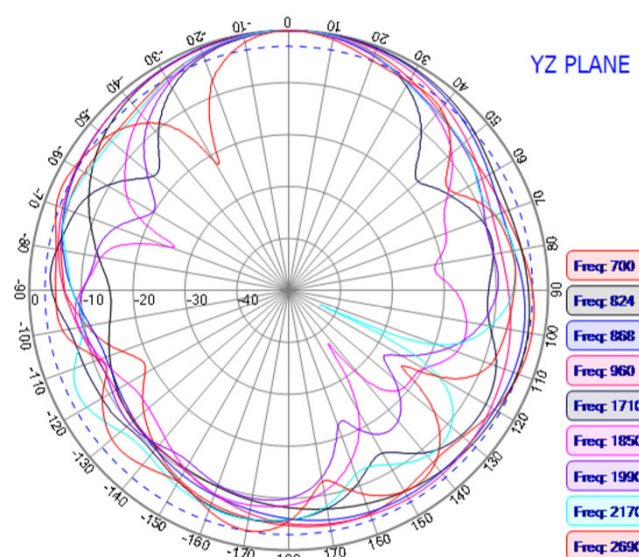
Radiation Patterns

2D Patterns

XZ Plane



YZ Plane



UWB (600-6000 MHz) Flexible Antenna



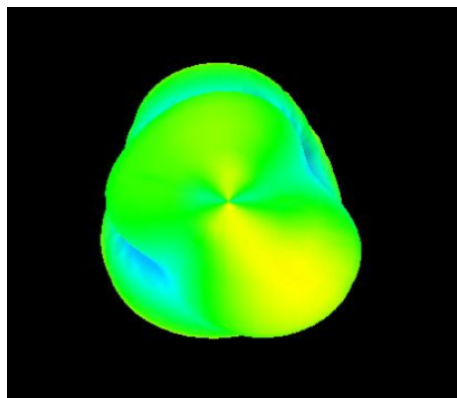
AFAC120050-U6G



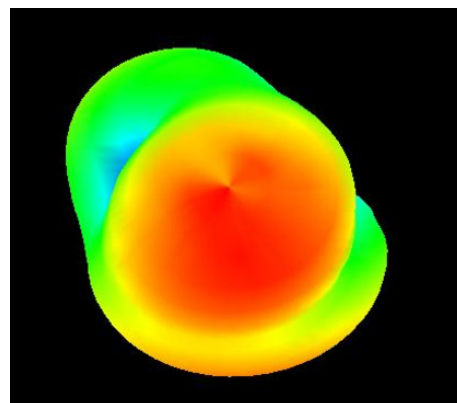
120.0 x 50.0 x 0.2 mm
RoHS/RoHS II Compliant
MSL = 1

3D Radiation Patterns

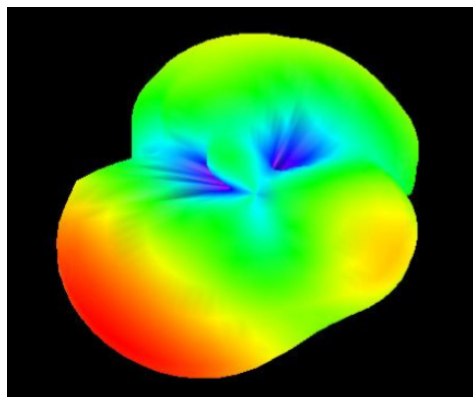
698 MHz



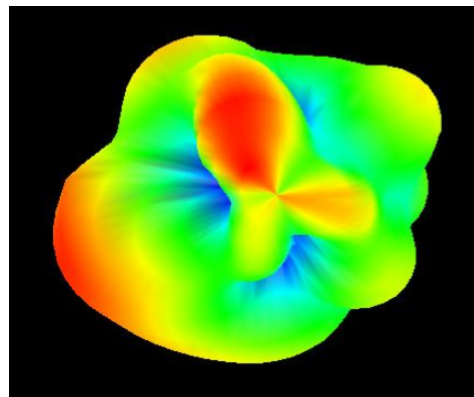
960 MHz



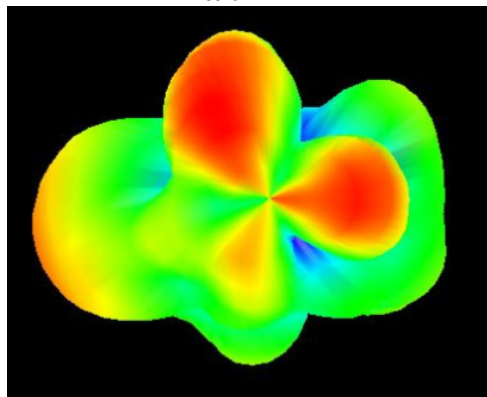
1710 MHz



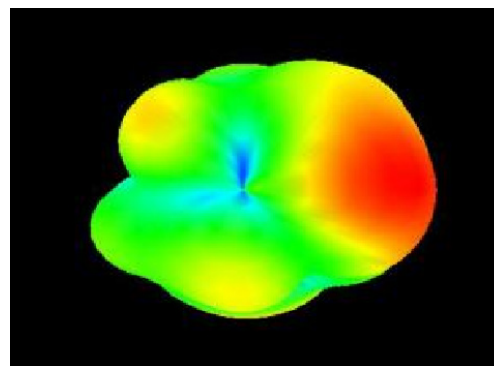
2710 MHz



2690 MHz



3800 MHz



UWB (600-6000 MHz) Flexible Antenna



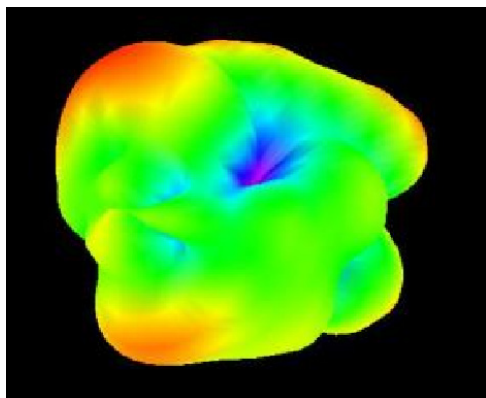
AFAC120050-U6G



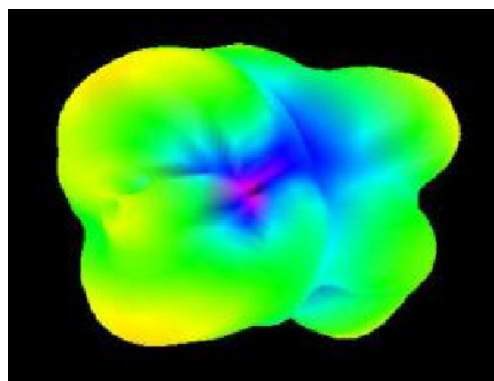
120.0 x 50.0 x 0.2 mm
RoHS/RoHS II Compliant
MSL = 1

3D Radiation Patterns

4800 MHz



5800 MHz



Frequency (MHz)	Efficiency	Gain (dBi)
698	0.59	2.51
824	0.64	3.73
960	0.67	5.32
1710	0.63	4.63
2170	0.58	2.67
2690	0.61	3.78
3800	0.57	2.18
4800	0.59	2.33
5800	0.58	1.98

Packaging

The package has 1000 pcs of antennas and is of dimension 37 x 36 x 17 cm.

ATTENTION: Abracon LLC's products are COTS – Commercial-Off-The-Shelf products; suitable for Commercial, Industrial and, where designated, Automotive Applications. Abracon's products are not specifically designed for Military, Aviation, Aerospace, Life-dependent Medical applications or any application requiring high reliability where component failure could result in loss of life and/or property. For applications requiring high reliability and/or presenting an extreme operating environment, written consent and authorization from Abracon LLC is required. Please contact Abracon LLC for more information.



5101 Hidden Creek Ln Spicewood TX 78669
Phone: 512-371-6159 | Fax: 512-351-8858
For terms and conditions of sales, please visit:
www.abracon.com

REVISED: 01.28.2019

ABRACON IS
ISO9001-2015
CERTIFIED

Mouser Electronics

Authorized Distributor

Click to View Pricing, Inventory, Delivery & Lifecycle Information:

[ABRACON:](#)

[AFAC120050-U6G](#)