

Evaluation Board - 5G NR/ 4G/ LTE Ceramic Chip Antenna

ACR4006X-EVB

Request Samples



Check Inventory



120 x 45 mm

RoHS/RoHS II Compliant

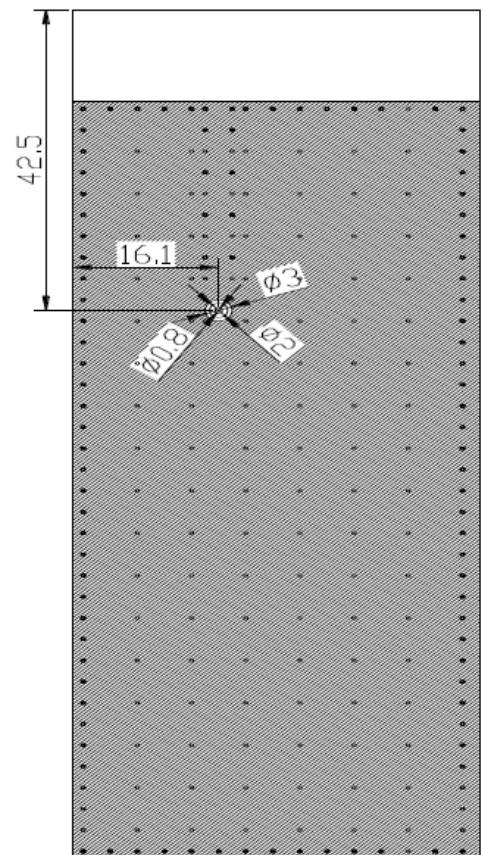
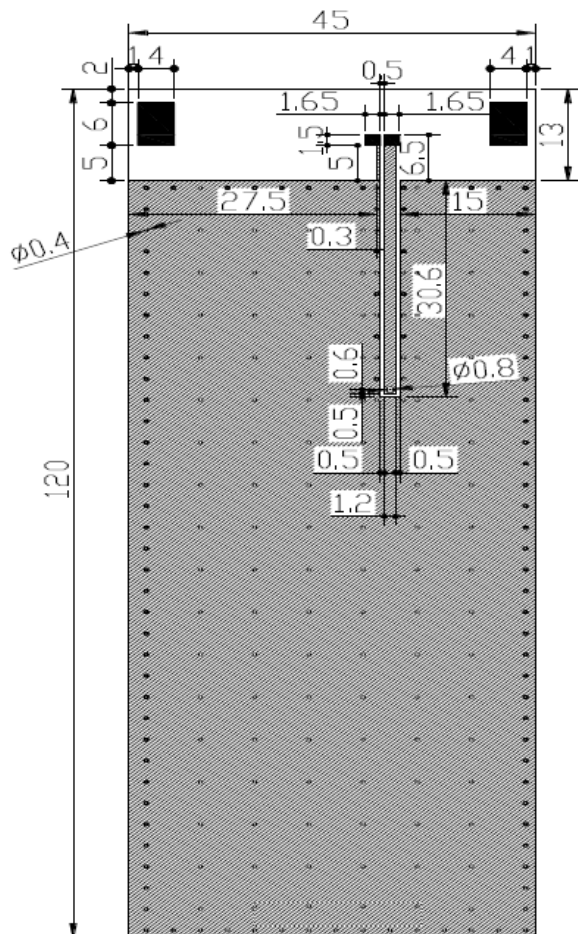
MSL Level = N/A

Description

ACR4006X-EVB Evaluation boards are designed to provide a means to facilitate engineering evaluation of the chip antenna: ACR4006X. With a typical operating frequency range of 600~960 MHz / 1710~2690 MHz / 3300~6000 MHz, the chip can be used for 5G NR/4G/LTE applications.

To evaluate the performance of antenna, calibrate the Vector Network analyzer (VNA) for the testing frequency band and connect the evaluation board to the calibrated port using the given SMA connector on the board.

Evaluation Board and Dimensions



Unit: mm

Note: Evaluation Board dimension: 120 x 45 mm

Evaluation Board - 5G NR/ 4G/ LTE Ceramic Chip Antenna

ACR4006X-EVB

Request Samples



Check Inventory

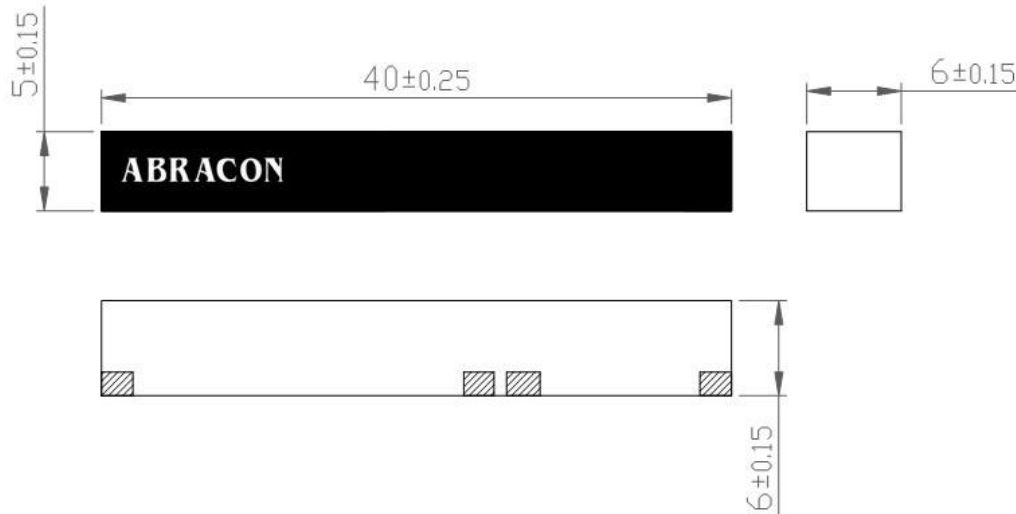


120 x 45 mm

RoHS/RoHS II Compliant

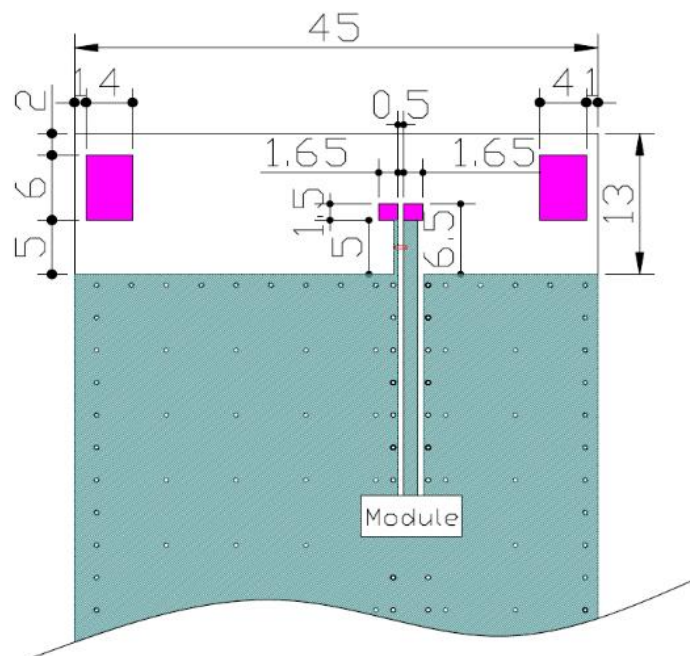
MSL Level = N/A

Chip Antenna Dimension



Unit : mm

Chip Antenna Layout



Unit : mm

Evaluation Board - 5G NR/ 4G/ LTE Ceramic Chip Antenna

ACR4006X-EVB

Request Samples



Check Inventory



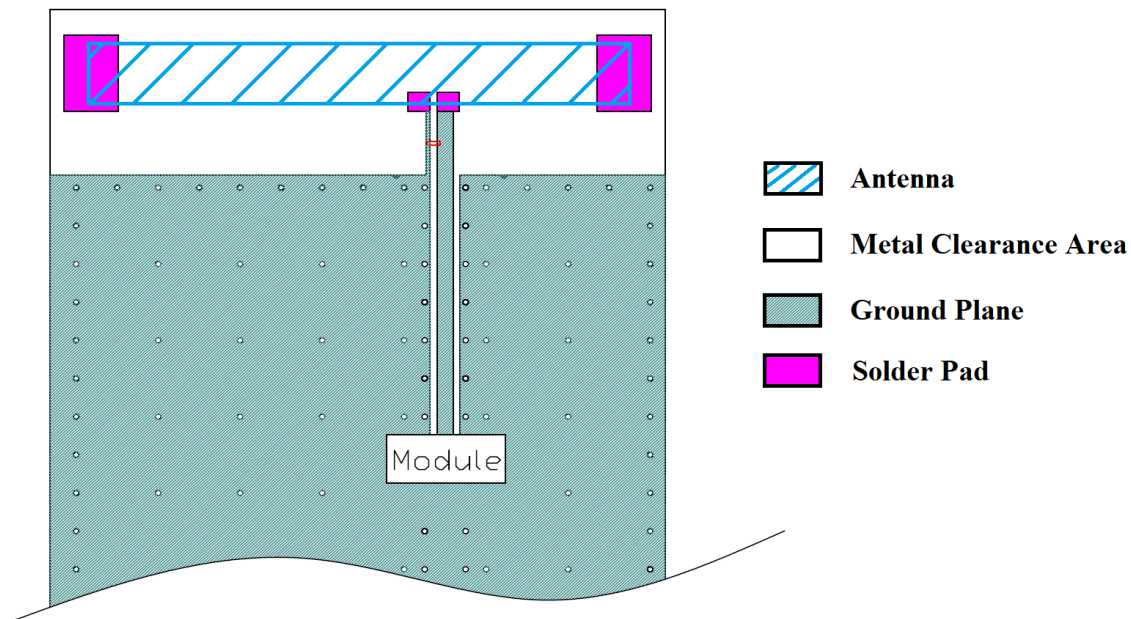

120 x 45 mm

RoHS/RoHS II Compliant

MSL Level = N/A

Matching Network on EVB

Antenna matching network is designed using a combination of inductor and capacitor near the input terminal.



Note:

1. Desired metal/ground clearance area: 45 x 13 mm
2. Width of the 50 Ω line is designed in accordance with the PCB thickness and material considered
3. Matching network (L - network) provided is in accordance with the EVB layout and matching will differ in the actual customer PCB depending on the layout

Mouser Electronics

Authorized Distributor

Click to View Pricing, Inventory, Delivery & Lifecycle Information:

[ABRACON:](#)

[ACR4006X-EVB](#)