

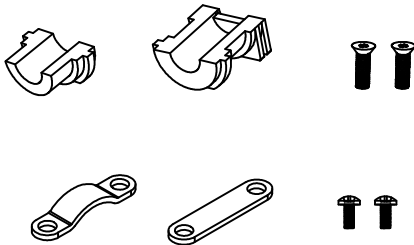
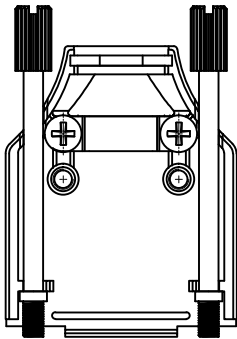
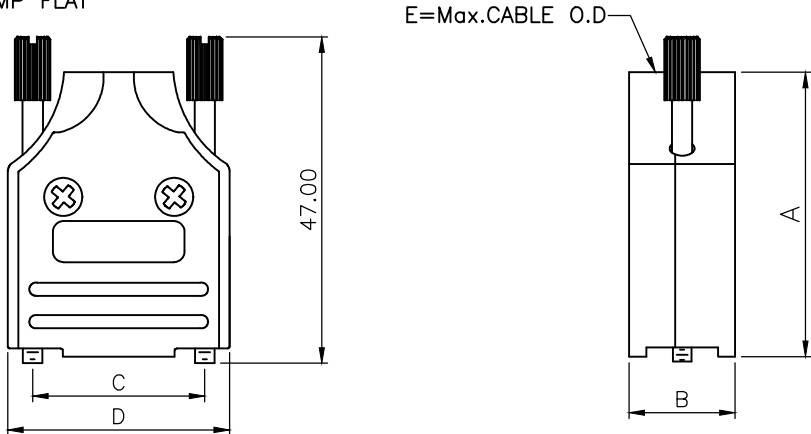
THIS IS A C.A.D. GENERATED DRAWING
DO NOT MAKE MANUAL REVISIONS TO MASTER.



* UNLESS OTHERWISE SPECIFIED TOLERANCES
ON DECIMAL IS: ANGLE $\pm 1^\circ$
UNIT: MM .XX ± 0.50

BACKSHELL KIT INCLUDES:

- (2)BACKSHELL HALVES
- (1)GROMMET
- (2)JACKSCREWS
- (2)SHELLSCREWS
- (2)CLAMPSCREWS
- (1)METAL CLAMP
- (1)METAL CLAMP FLAT



DIMENSIONS(mm/in)					
SIZE	A $\pm_{\substack{.30 \\ .012}}$	B $\pm_{\substack{.50 \\ .020}}$	C $\pm_{\substack{.25 \\ .010}}$	D $\pm_{\substack{1.3 \\ .051}}$	E
9	41.3	15.4	24.99	32.2	13.0
	1.626	0.606	0.984	1.268	0.512
15	43.3	15.4	33.32	40.6	13.0
	1.705	0.606	1.312	1.598	0.512
25	49.5	15.4	47.04	54.5	13.0
	1.949	0.606	1.852	2.146	0.512
37	54.3	15.4	63.50	70.7	13.0
	2.138	0.606	2.500	2.783	0.512

ORDERING INFORMATION:

SIZE	P/N – KITTED	PRODUCT CODE
9-WAY	6560-0136-01	MHDM-9-K
15-WAY	6560-0136-02	MHDM-15-K
25-WAY	6560-0136-03	MHDM-25-K
37-WAY	6560-0136-04	MHDM-37-K

BACKSHELL MATERIAL:
PLATING:
GROMMET:
COLOR
SCREW:
CLAMP:
OPERATING TEMP:

DIE CAST ZINC ALLOY
NICKEL PLATED
THERMOPLASTIC ABS
NATURAL NICKEL PLATED
STEEL, ZINC PLATED
STEEL, SHEET, NICKEL PLATED
-40°C TO +120°C

THESE DRAWINGS AND SPECIFICATIONS ARE THE
PROPERTY OF MH CONNECTORS AND SHALL NOT BE
REPRODUCED, COPIED OR USED AS THE BASIS FOR
THE MANUFACTURE OR SALE OF APPARATUS WITHOUT
WRITTEN PERMISSION.

DRAWN Johnny	DATE 11-24-15
APPROVED Victor Lin	DATE 11-24-15

SCALE 1 : 1	SHEET OF 1 OF 1	REV: 4.0
----------------	--------------------	-------------

DRAWING No
MHDM-XX-K



THIS SERIES FULLY CONFORMS TO THE
EUROPEAN UNION DIRECTIVES 2002/95/EC
AND 2002/96/EC FOR RoHS COMPLIANCY.



MH CONNECTORS ,
DIVISION OF EDAC

Mouser Electronics

Authorized Distributor

Click to View Pricing, Inventory, Delivery & Lifecycle Information:

[NorComp:](#)

[MHDM15-K](#) [MHDM25-K](#) [MHDM37-K](#) [MHDM9-K](#)