
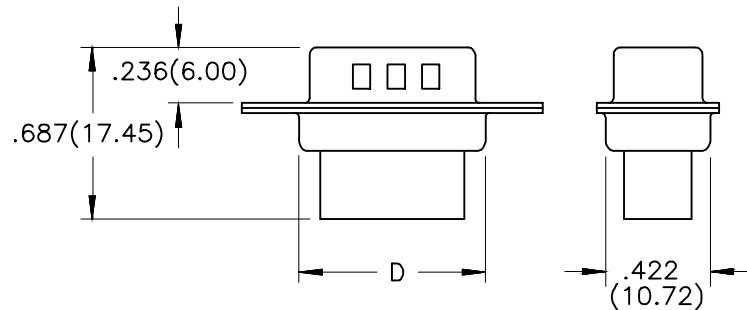
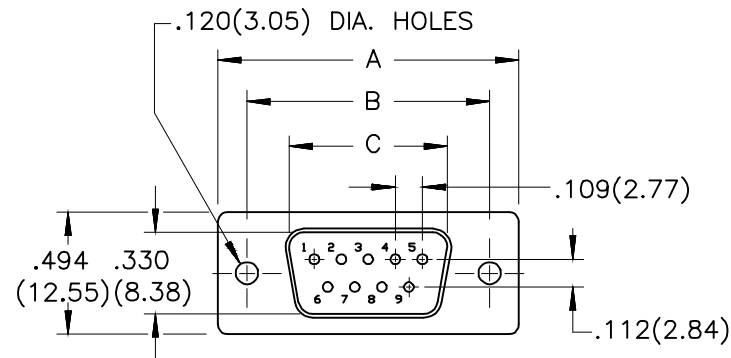


THIS IS A C.A.D. GENERATED DRAWING
DO NOT MAKE MANUAL REVISIONS TO MASTER.



* UNLESS OTHERWISE SPECIFIED TOLERANCES
ON DECIMAL IS:



1.MATERIALS:

- 1.1 INSULATOR: PBT+30%G/F,UL 94V-0
COLOR:WHITE
- 1.2 SHELL:STEEL,FRONT NICKEL PLATED,
BACK NICKEL PLATED

2. ELECTRICAL:

- 2.1 CURRENT RATING: 3 AMPERES
- 2.2 DIELECTRIC WITHSTANDING VOLTAGE: 500VAC MIN
- 2.3 INSULATION RESISTANCE: 1000 MEGOHMS MIN
- 2.4 WORKING TEMPERATURE:-55°C TO +105°C

ORDER INFORMATION		DIMENSION(MM)			
PART NUMBER	SIZE	A±.010(0.25)	B±.010(0.25)	C±.010(0.25)	D±.010(0.25)
MHDBC09-SP-NW	9	1.213(30.81)	.984(24.99)	.666(16.92)	.759(19.28)
MHDBC15-SP-NW	15	1.545(39.25)	1.312(33.32)	.994(25.25)	1.092(27.75)
MHDBC25-SP-NW	25	2.088(53.05)	1.850(47.01)	1.534(38.96)	1.626(41.30)
MHDBC37-SP-NW	37	2.736(69.50)	2.500(63.50)	2.182(55.42)	2.260(57.40)



THIS SERIES FULLY CONFORMS TO THE
EUROPEAN UNION DIRECTIVES 2002/95/EC
AND 2002/96/EC FOR RoHS COMPLIANCY.



**MH CONNECTORS ,
DIVISION OF EDAC**

THESE DRAWINGS AND SPECIFICATIONS ARE THE
PROPERTY OF MH CONNECTORS AND SHALL NOT BE
REPRODUCED, COPIED OR USED AS THE BASIS FOR
THE MANUFACTURE OR SALE OF APPARATUS WITHOUT
WRITTEN PERMISSION.

DRAWN
Iven Ou
DATE
09-15-22

APPROVED
DATE

SCALE
1 : 1
SHEET OF
1 OF 1
REV:
2.0

DRAWING No
MHDBCXX-SP-NW

Mouser Electronics

Authorized Distributor

Click to View Pricing, Inventory, Delivery & Lifecycle Information:

[NorComp:](#)

[MHDBC9SP](#) [MHDBC15SP-NW](#) [MHDBC37SP](#) [MHDBC9SP-NW](#) [MHDBC25SP](#) [MHDBC25SP-NW](#) [MHDBC15SP](#)
[MHDBC37SP-NW](#)