

CONNECTOR: 859S005-103RRP4

24 AWG (7X32) HOOKUP WIRE, UL 1007
(COLORS AS STATED IN SCHEMATIC BELOW)

**SEE PAGE 2 FOR DETAILS

WIRING SCHEMATIC

1	2
PIN	PIN
1 = BROWN	1 = RED
2 = WHITE	2 = GREEN
3 = BLUE	3 = BLACK
4 = BLACK	4 = WHITE
5 = GREY	5 = GREY

MPM12A05IYYAR0Y

INCHES

01 = WIRING SCHEMATIC 1
02 = WIRING SCHEMATIC 2

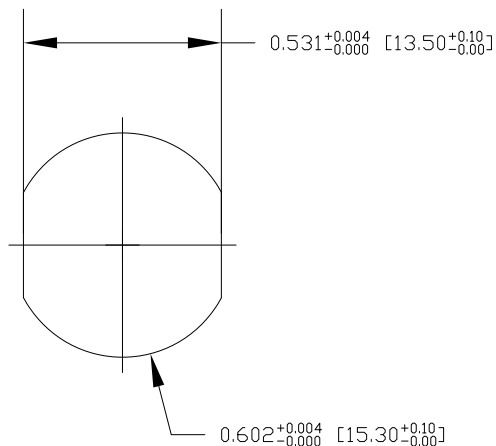
LENGTH
EX: 06 = 6 INCHES
12 = 12 INCHES

NOTE: PACKAGED 10 PER BAG

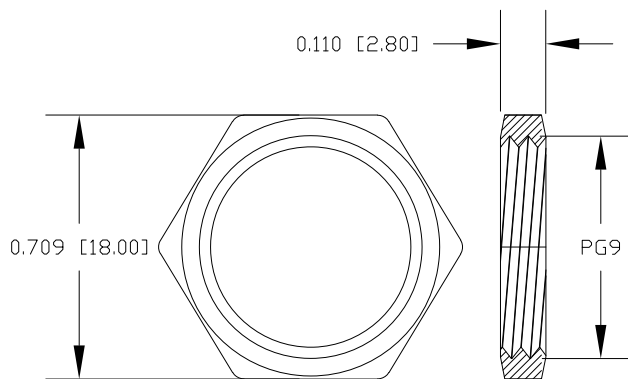
RoHS COMPLIANT

UNITS IN INCHES [MM] DO NOT SCALE FROM DRAWING

DESCRIPTION: M12 5 POSITION BRASS MALE PIGTAIL



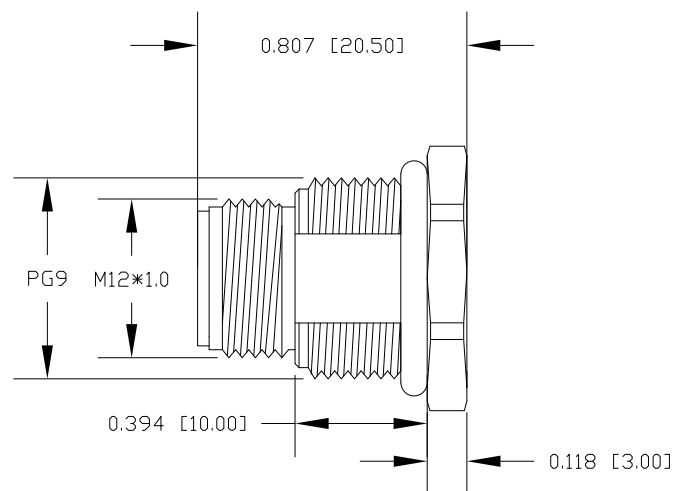
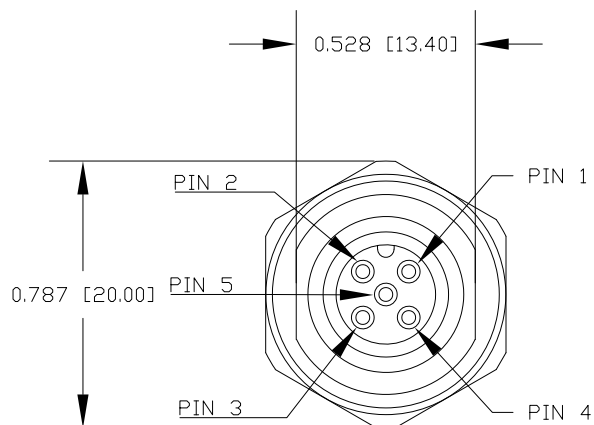
RECOMMENDED PANEL CUT-OUT



NUT

NOTE:

MATERIAL	
HOUSING:	PBT UL94V-0, BLACK
CONTACT:	BRASS
NUT:	BRASS
SHELL:	BRASS
O-RING:	EPDM, BLACK
FINISH	
CONTACT:	GOLD PLATED, 10 μ " Min.
UNDER PLATE:	NICKEL
NUT:	NICKEL PLATED
SHELL:	NICKEL PLATED
ELECTRICAL	
RATED CURRENT:	4A
RATED VOLTAGE:	60V
INSULATION RESISTANCE:	100M Ω MIN
CONTACT RESISTANCE:	10m Ω MAX
WATER PROOF:	IP67/68
ENVIRONMENT	
OPERATION TEMPERATURE:	-40°C ~ +85°C



RoHS COMPLIANT

UNITS IN INCHES [MM] DO NOT SCALE FROM DRAWING



THESE DRAWINGS AND SPECIFICATIONS ARE THE PROPERTY OF NorComp AND SHALL NOT BE REPRODUCED, COPIED OR USED AS THE BASIS FOR THE MANUFACTURE OR SALE OF APPARATUS WITHOUT WRITTEN PERMISSION.

DRAWN:
G. BROWN

DATE:
01/23/2019

NorComp

SCALE:
NTS

SHEET OF
2 2

REV
2

DWG NO.

MPM12A05IYYAR0Y

Mouser Electronics

Authorized Distributor

Click to View Pricing, Inventory, Delivery & Lifecycle Information:

NorComp:

[MPM12A05I06AR01](#) [MPM12A05I06AR02](#) [MPM12A05I12AR01](#) [MPM12A05I12AR02](#)