

\*\*SEE PAGE 2 FOR DETAILS

WIRING SCHEMATIC

- PIN
- 1 = WHITE
  - 2 = BROWN
  - 3 = GREEN
  - 4 = YELLOW
  - 5 = GREY
  - 6 = PINK
  - 7 = BLUE
  - 8 = RED

FPM12A08IYYAR03

INCHES ——— LENGTH

EX: 06 = 6 INCHES  
12 = 12 INCHES  
20 = 20 INCHES

NOTE: PACKAGED 10 PER BAG

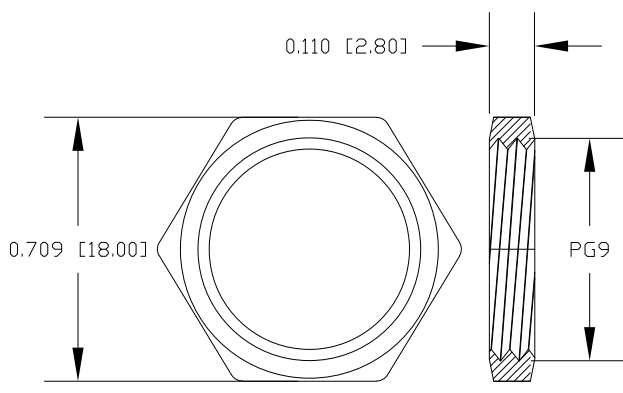
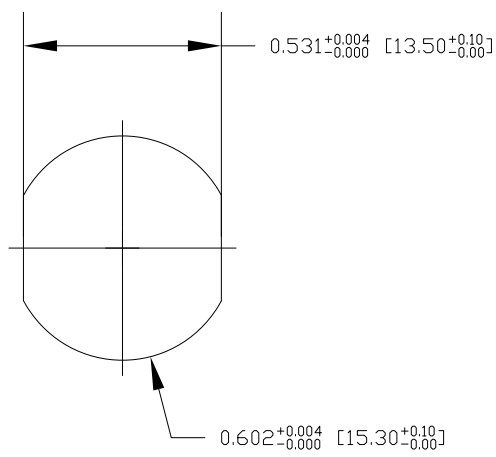
RoHS COMPLIANT

UNITS IN INCHES [MM] DO NOT SCALE FROM DRAWING

	THESE DRAWINGS AND SPECIFICATIONS ARE THE PROPERTY OF NorComp AND SHALL NOT BE REPRODUCED, COPIED OR USED AS THE BASIS FOR THE MANUFACTURE OR SALE OF APPARATUS WITHOUT WRITTEN PERMISSION.	DRAWN: G. BROWN		SCALE: NTS	SHEET 1 OF 2	REV 3
		DATE: 01/23/2019		DWG NO.		

FPM12A08IYYAR03

DESCRIPTION: M12 8 POSITION BRASS FEMALE PIGTAIL

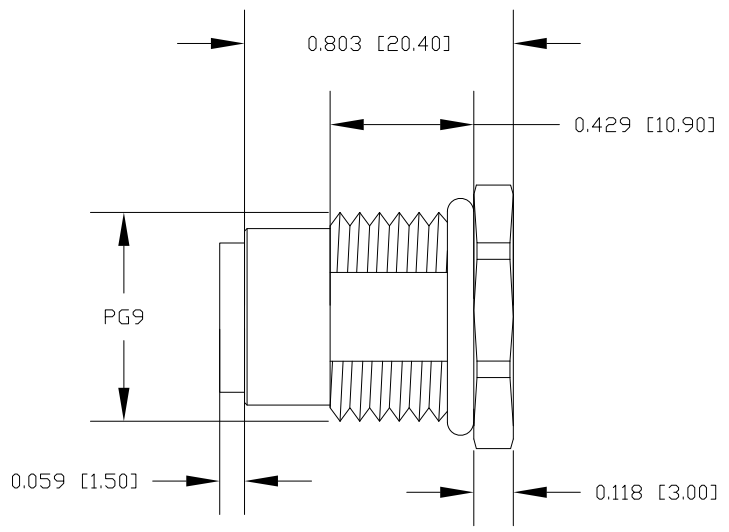
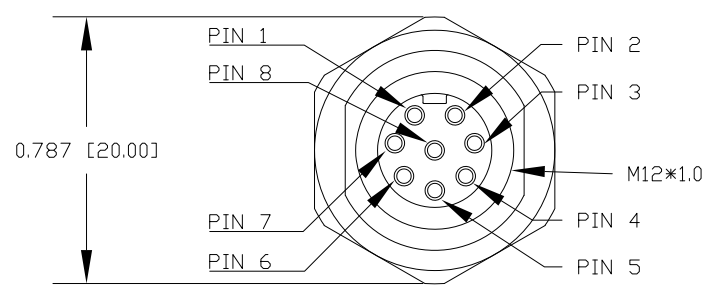


NUT

NOTE:

MATERIAL	
HOUSING:	PBT UL94V-0, BLACK
CONTACT:	BRASS
NUT:	BRASS
SHELL:	BRASS
O-RING:	EPDM, BLACK
FINISH	
CONTACT:	GOLD PLATED, 10μ" Min.
UNDER PLATE:	NICKEL
NUT:	NICKEL PLATED
SHELL:	NICKEL PLATED
ELECTRICAL	
RATED CURRENT:	2A
RATED VOLTAGE:	30V
INSULATION RESISTANCE:	100MΩ MIN
CONTACT RESISTANCE:	10mΩ MAX
WATER PROOF:	IP67/68
ENVIRONMENT	
OPERATION TEMPERATURE:	-40°C ~ +85°C

RECOMMENDED PANEL CUT-OUT



RoHS COMPLIANT

UNITS IN INCHES [MM] DO NOT SCALE FROM DRAWING



THESE DRAWINGS AND SPECIFICATIONS ARE THE PROPERTY OF NorComp AND SHALL NOT BE REPRODUCED, COPIED OR USED AS THE BASIS FOR THE MANUFACTURE OR SALE OF APPARATUS WITHOUT WRITTEN PERMISSION.

DRAWN:  
G. BROWN  
DATE:  
01/23/2019

NorComp

SCALE: NTS	SHEET 2	OF 2	REV 3
DWG NO.	FPM12A08IYYAR03		

# Mouser Electronics

Authorized Distributor

Click to View Pricing, Inventory, Delivery & Lifecycle Information:

NorComp:

[FPM12A08I06AR03](#) [FPM12A08I12AR03](#)