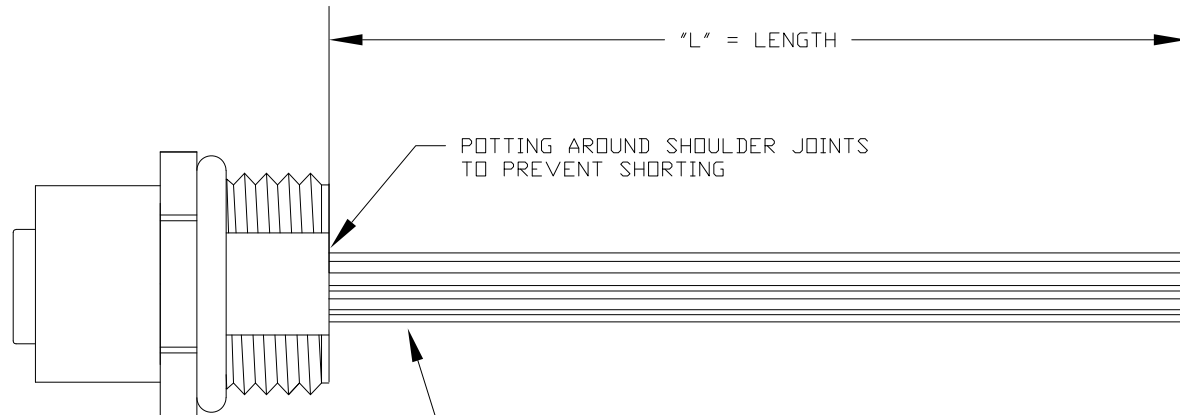
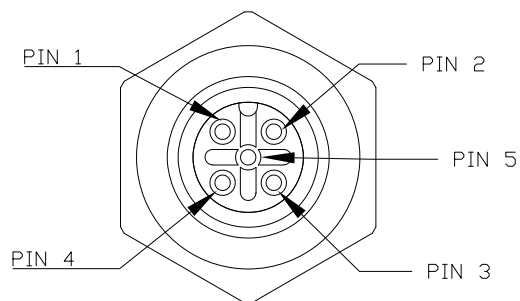


DESCRIPTION: M12 5 POSITION BRASS FEMALE PIGTAIL



CONNECTOR: 859S005-203R0M4

24 AWG (7X32) HOOKUP WIRE, UL 1007
(COLORS AS STATED IN SCHEMATIC BELOW)

**SEE PAGE 2 FOR DETAILS

WIRING SCHEMATIC

1	2
PIN	PIN
1 = BROWN	1 = RED
2 = WHITE	2 = GREEN
3 = BLUE	3 = BLACK
4 = BLACK	4 = WHITE
5 = GREY	5 = GREY

FPM12A05IYYCF0Y

INCHES

01 = WIRING SCHEMATIC 1
02 = WIRING SCHEMATIC 2

LENGTH
EX: 06 = 6 INCHES
12 = 12 INCHES

NOTE: PACKAGED 10 PER BAG

RoHS COMPLIANT

UNITS IN INCHES [MM] DO NOT SCALE FROM DRAWING



THESE DRAWINGS AND SPECIFICATIONS ARE THE PROPERTY OF NorComp AND SHALL NOT BE REPRODUCED, COPIED OR USED AS THE BASIS FOR THE MANUFACTURE OR SALE OF APPARATUS WITHOUT WRITTEN PERMISSION.

DRAWN:
G. BROWN

DATE:
01/23/2019

NorComp

SCALE:
NTS

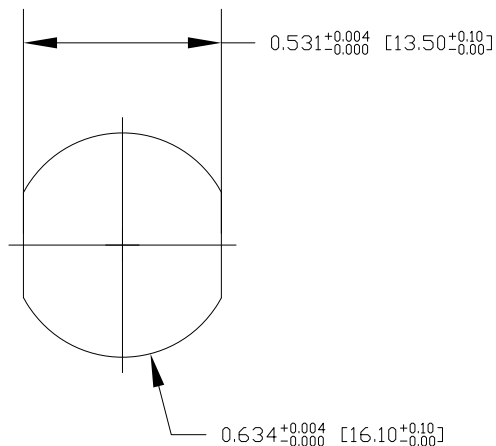
SHEET OF
1 2

REV
4

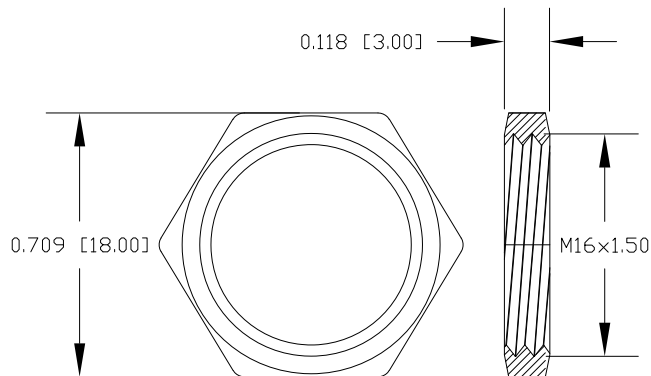
DWG NO.

FPM12A05IYYCF0Y

DESCRIPTION: M12 5 POSITION BRASS FEMALE PIGTAIL



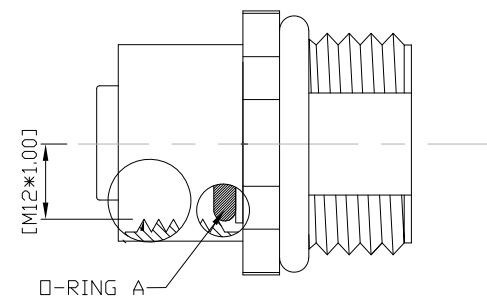
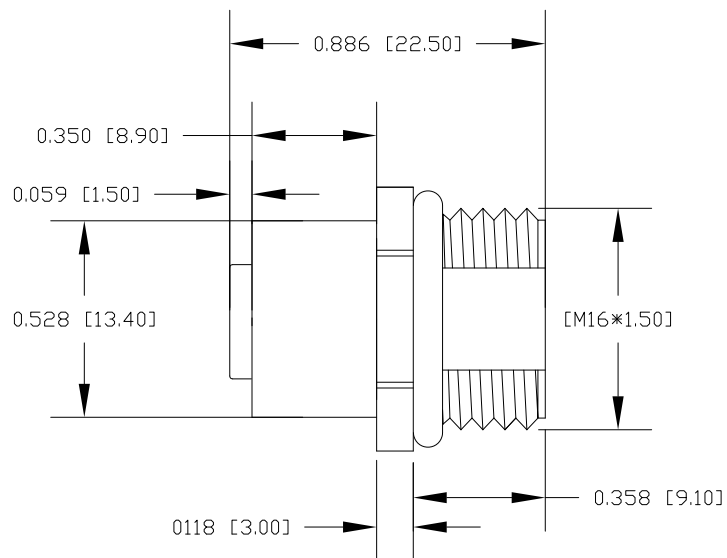
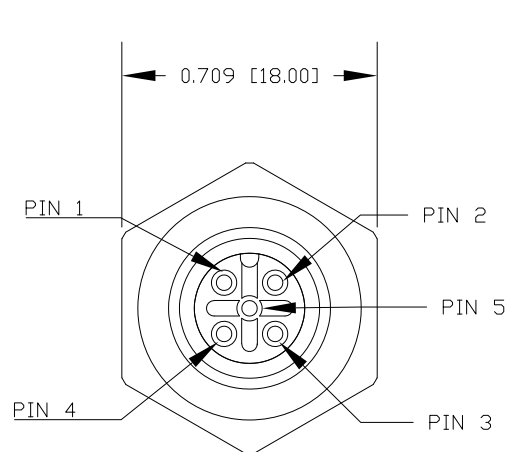
RECOMMENDED PANEL CUT-OUT



NUT

NOTE:

MATERIAL	
HOUSING:	PBT UL94V-0, BLACK
CONTACT:	BRASS
NUT:	BRASS
SHELL:	BRASS
O-RING:	EPDM, BLACK
FINISH	
CONTACT:	GOLD PLATED, 10μ" Min.
UNDER PLATE:	NICKEL
NUT:	NICKEL PLATED
SHELL:	NICKEL PLATED
ELECTRICAL	
RATED CURRENT:	4A
RATED VOLTAGE:	60V
INSULATION RESISTANCE:	100MΩ MIN
CONTACT RESISTANCE:	10mΩ MAX
WATER PROOF:	IP67/68
ENVIRONMENT	
OPERATION TEMPERATURE:	-40°C ~ +85°C



RoHS COMPLIANT

UNITS IN INCHES [MM] DO NOT SCALE FROM DRAWING



THESE DRAWINGS AND SPECIFICATIONS ARE THE PROPERTY OF NorComp AND SHALL NOT BE REPRODUCED, COPIED OR USED AS THE BASIS FOR THE MANUFACTURE OR SALE OF APPARATUS WITHOUT WRITTEN PERMISSION.

DRAWN:
G. BROWN

DATE:
01/23/2019

NorComp

SCALE:
NTS

SHEET OF
2 OF 2

REV
4

DWG NO.

FPM12A05IYYCF0Y

Mouser Electronics

Authorized Distributor

Click to View Pricing, Inventory, Delivery & Lifecycle Information:

NorComp:

[FPM12A05I06CF01](#) [FPM12A05I06CF02](#) [FPM12A05I12CF01](#) [FPM12A05I12CF02](#)