

DESCRIPTION: SPRING PIN MICRO-D // SOLDER CUP // MALE

SPECIFICATIONS:

**MATERIALS:**  
INSULATOR: PBT, UL94 V-0, BLACK  
CONTACTS: 15µ" GOLD PLATED PHOSPHOR BRONZE MATING AREA  
60µ" TIN PLATED PHOSPHOR BRONZE SOLDER AREA  
SHELL: NICKEL PLATED ZINC ALLOY 60µ"-100µ"

**ELECTRICAL:**  
RATED CURRENT: 2A  
RATED VOLTAGE: 60VDC  
D.W.V.: 6000 VAC for 1 min.  
INSULATION RESISTANCE: 1000 MOhms MIN.  
CONTACT RESISTANCE: 30 mOhms MAX.

**ENVIRONMENT:**  
OPERATING TEMPERATURE: -40°C TO +85°C

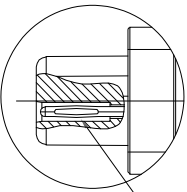
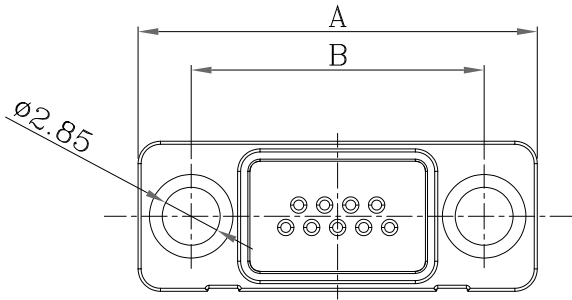
WIRE AWG: 28 AWG MAX

\*NOT DESIGNED TO MATE WITH NORCOMP 580-M & 581-M SERIES CONNECTORS.  
\*\*DESIGNED TO MATE WITH NORCOMP 380 // 381 // 960 SERIES & NORCOMP MICRO-D CABLE ASSEMBLIES USING THE 960 SERIES CONNECTORS.

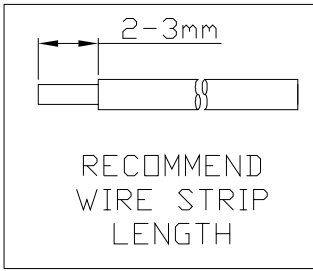
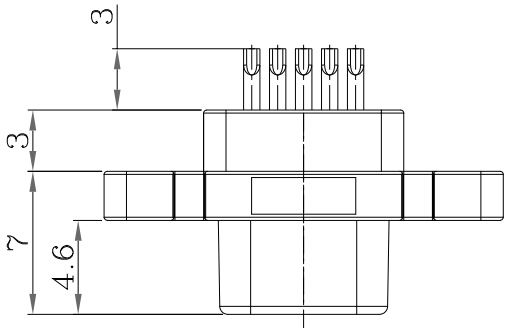
DIMENSIONS(mm)					
SIZE	A	B	C	D	E
9	19.55	14.35	5.08	3.81	8.20
15	23.36	18.20	8.89	7.62	12.00
25	29.70	24.55	15.24	13.97	18.35

380-YYY-103L001

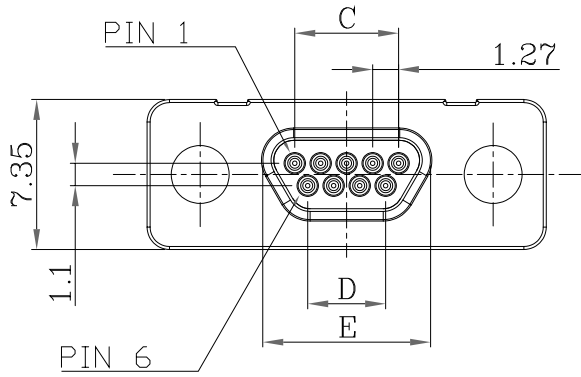
SERIES \_\_\_\_\_  
380 = SOLDER CUP MICRO-D  
POSITIONS \_\_\_\_\_  
09 \_\_\_\_\_  
15 \_\_\_\_\_  
25 \_\_\_\_\_  
GENDER \_\_\_\_\_  
1 = MALE SPRING PIN CONTACTS  
SOLDER CUP TERMINATION \_\_\_\_\_  
CONTACT PLATING OPTIONS \_\_\_\_\_  
1 = 15u" GOLD PLATING



NESTED  
SPRING PIN  
CONTACT



RECOMMEND  
WIRE STRIP  
LENGTH



RoHS COMPLIANT



THESE DRAWINGS AND SPECIFICATIONS ARE THE PROPERTY OF NorComp AND SHALL NOT BE REPRODUCED, COPIED OR USED AS THE BASIS FOR THE MANUFACTURE OR SALE OF APPARATUS WITHOUT WRITTEN PERMISSION.

DRAWN: J. KADEL  
DATE: 01/17/2025

TOLERANCES  
.x ±0.20  
.xx ±0.15  
.xxx ±0.10  
.xxxx ±0.05  
ANGULAR ±1°

UNITS = mm

NorComp

DO NOT SCALE FROM DRAWING

SCALE: NTS  
SHEET 1 OF 1  
REV 1  
DWG NO. 380-YYY-103L001

# Mouser Electronics

Authorized Distributor

Click to View Pricing, Inventory, Delivery & Lifecycle Information:

[NorComp:](#)

[380-015-103L001](#) [380-025-103L001](#) [380-009-103L001](#)