LB Indicators

Complement to LB Pushbuttons

TYPICAL INDICATOR ORDERING EXAMPLE

LB 01 G W01 – 5C12 – JC

Shapes

01	Square
02	Round
03	Rectangular

Housing

K	Black
G	Gray

Terminals

W01	Silver Solder Lug/ Quick Connect Terminals

Lamps

Incandescent Lamp Used with Solid Cap

05	5-volt
12	12-volt

Incandescent or Neon Used with Insert Cap

01	110-volt Neon
05	5-volt Incandescent
12	12-volt Incandescent

Bright LED Used with LED Cap

Colors		Resistor	
5C	Red	No Code	No Resistor
5D	Amber	05	5-volt
		12	12-volt
5F	Green	24	24-volt

Super Bright LED Used with LED Cap

6B	White
6F	Green
6G	Blue

Cap Types & Colors

Solid Cap: Lens/Filter Colors

BJ	White/Clear
CJ	Red/Clear
EJ	Yellow/Clear
FJ	Green/Clear
GJ	Blue/Clear

Insert Cap: Lens/Filter Colors

JB	Clear/White
JC	Clear/Red
JE	Clear/Yellow
*JF	Clear/Green
*JG	Clear/Blue

*JF & JG not suitable with neon.

LED Cap: Lens/Diffuser Colors

JB	Clear/White
JC	Clear/Red
JD	Clear/Amber
JF	Clear/Green

LED Cap: Lens/Diffuser Colors

JB	Clear/White

DESCRIPTION FOR TYPICAL ORDERING EXAMPLE

LB01GW01-5C12-JC

LB Indicators

SHAPES & PANEL CUTOUTS

01 **.622″ (15.8mm) Square**

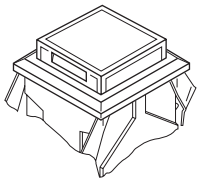

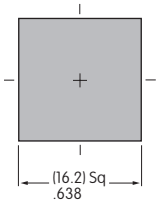

02 **.854″ (21.7mm) Round**

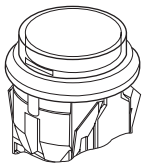

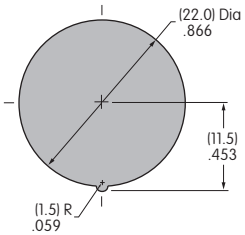

03 **.622″ x .866″ (15.8mm x 22.0mm) Rectangular**

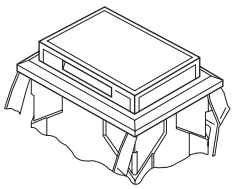

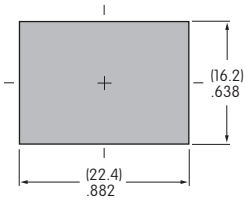

Panel Thickness: .039″ ~ .157″ (1.0 ~ 4.0mm)

HOUSING

Housing Colors Available: **K** Black **G** Gray

TERMINALS

W01 **Silver Solder Lug/.110″ (2.8mm) Quick Connect**

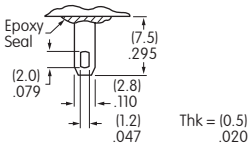

LAMP CODES & SPECIFICATIONS

Incandescent Lamp for Solid Colored and Colored Insert Caps

AT607			05	12
T-1 Bi-pin	Voltage	V	5V AC	12V AC
	Current	I	115mA	60mA
	Endurance	Hours	10,000 average	
	Ambient Temp. Range		−25°C ~ +50°C	

Neon Lamp for Colored Insert Cap

AT607N			01
T-1 Bi-pin	Voltage	V	110V AC
	Current	I	1.5mA
	Endurance	Hours	10,000 average
	Ambient Temp. Range		−25°C ~ +50°C
	Recommended Resistors: 33K ohms for 110V AC; 100K ohms for 220V AC		

The electrical specifications shown are determined at a basic temperature of 25°C.

LB Indicators

LED COLORS & SPECIFICATIONS

The electrical specifications shown are determined at a basic temperature of 25°C. Polarity marks are on the device.
If the source voltage exceeds the rated voltage, a ballast resistor is required.
The resistor value can be calculated by using the formula in the Supplement section.
Additional lamp detail is shown in the Accessories & Hardware section.

Bright LED without Resistor

AT635

LEDs are colored in OFF state.

T-1½ Bi-pin

Color Codes	Red 5C	Amber 5D	Green 5F	No Code (No Resistor) Red	Amber	Green
Maximum Forward Current	I_{FM}			30mA	30mA	30mA
Typical Forward Current	I_F			20mA	20mA	20mA
Forward Voltage	V_F			1.9V	2.0V	2.1V
Maximum Reverse Voltage	V_{RM}			5V	5V	5V
Current Reduction Rate Above 25°C	ΔI_F			0.42mA/°C	0.42mA/°C	0.42mA/°C
Ambient Temperature Range				−25° ~ +50°C		

Bright LED with Resistor

AT627 with Resistor

T-1 Bi-pin

Color Codes:	Red 5C	Amber 5D	Green 5F	Resistor Codes 05	12	24
Maximum Forward Current	I_{FM}			—	—	—
Typical Forward Current	I_F			52mA	26mA	13mA
Forward Voltage	V_F			5V	12V	24V
Maximum Reverse Voltage	V_{RM}			4V	8V	16V
Current Reduction Rate Above 25°C	ΔI_F			0.50mA/°C		
Ambient Temperature Range				−25° ~ +50°C		

AT627
5-volt
4-element
with Resistor

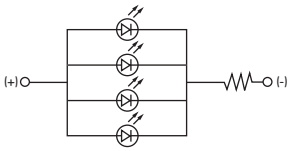

AT627
12-volt
4-element
with Resistor

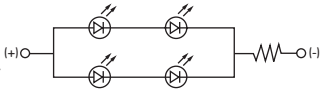

AT627
24-volt
4-element
with Resistor

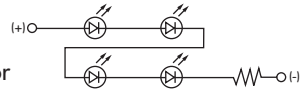

Super Bright Single Element LED

AT625G Blue
AT631B White
AT632F Green

T-1 Bi-pin

ATTENTION ELECTROSTATIC SENSITIVE DEVICES

Color		6B White	6F Green	6G Blue
Maximum Forward Current	I_{FM}	30mA	30mA	30mA
Typical Forward Current	I_F	20mA	20mA	20mA
Forward Voltage	V_F	3.3V	3.3V	3.3V
Maximum Reverse Voltage	V_{RM}	7V	7V	7V
Current Reduction Rate Above 25°C	ΔI_F	0.40mA/°C	0.40mA/°C	0.40mA/°C
Ambient Temperature Range		−25° ~ +50°C		

LB Indicators

CAP TYPES & COLOR COMBINATIONS

Color Codes: **B** White **C** Red **D** Amber **E** Yellow **F** Green **G** Blue **J** Clear

Solid Cap for Incandescent Lamp

Lens/Filter Colors Available:

BJ FJ CJ GJ EJ

AT476 Square

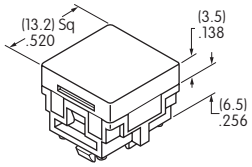

AT4012 Round

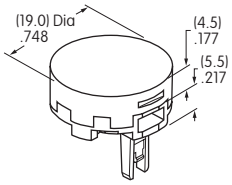

AT4026 Rectangular

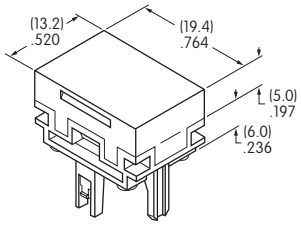

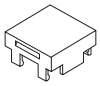

Translucent Colored Lens

Transparent Clear Filter

Lamp AT607

Material: Polycarbonate Finish: Glossy

Insert Cap for Incandescent or Neon Lamp

Lens/Filter Colors Available:

JB JF JC JG JE

JF and JG not suitable with neon lamp.

AT477 Square

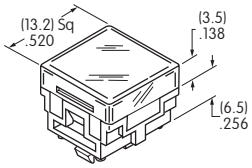

AT4013 Round

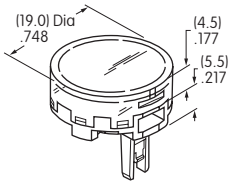

AT4027 Rectangular

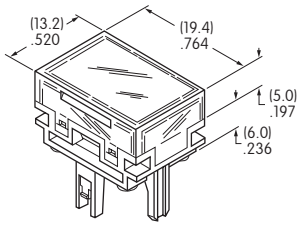

Transparent Clear Lens

Translucent Colored Filter

Lamp AT607 or 607N

Material: Polycarbonate Finish: Glossy

Cap for Bright LED without Resistor

Lens/Diffuser Colors Available:

JB JC JD JF

AT4176 Square

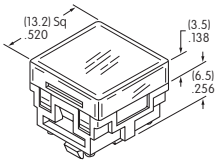

AT4178 Round

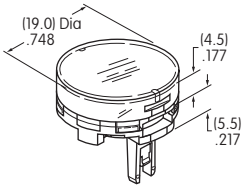

AT4177 Rectangular

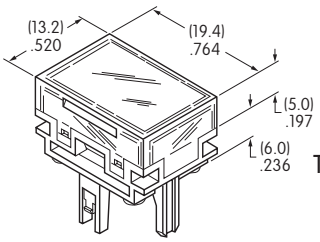

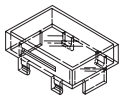

Transparent Clear Lens

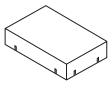

Translucent Colored Diffuser

Bright LED AT635

Material: Polycarbonate Finish: Glossy

Cap for Bright LED with Resistor

Lens/Diffuser Colors Available:

JB JC JD JF

AT4162 Square

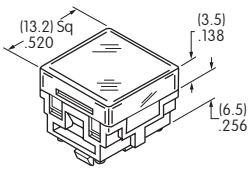

AT4164 Round

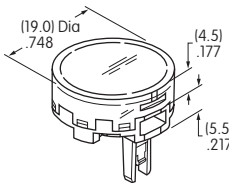

AT4163 Rectangular

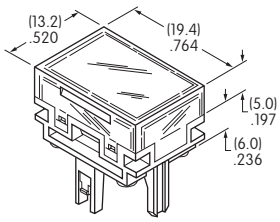

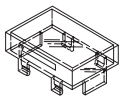

Transparent Clear Lens

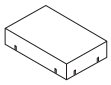

Translucent Colored Diffuser

Bright LED AT627

Material: Polycarbonate Finish: Glossy

LB Indicators

Complement to LB Pushbuttons

CAP TYPES & COLOR COMBINATIONS

Cap for Super Bright LEDs

JB **Clear Lens White Diffuser**

Material:
Polycarbonate
Finish: Glossy

AT4129 Square

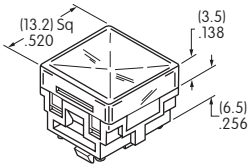

AT4128 Round

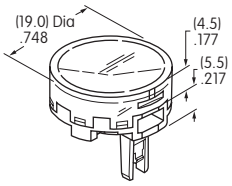

AT4130 Rectangular

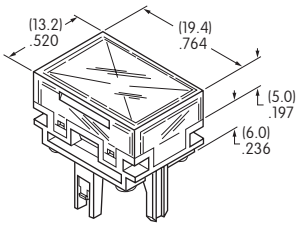

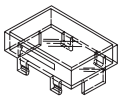

Transparent Clear Lens

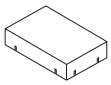

Translucent White Diffuser

LEDs AT625 AT631 AT632

TYPICAL INDICATOR DIMENSIONS

Square

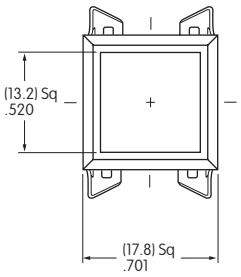

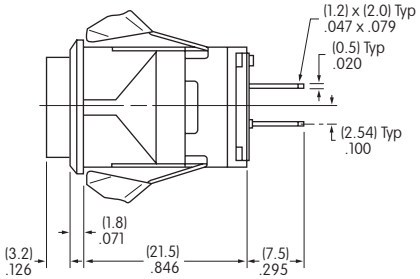

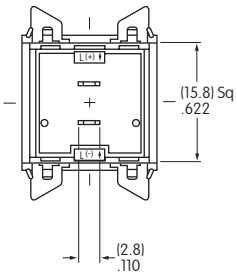

LB01KW01-12-CJ

Round

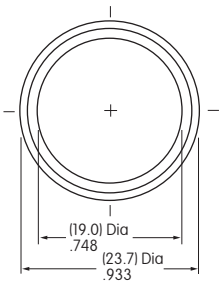

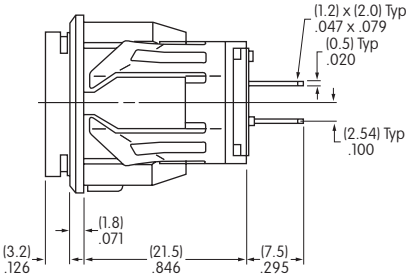

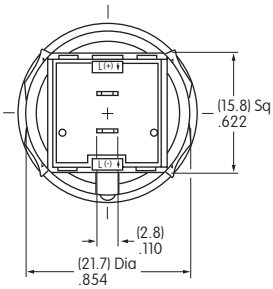

LB02KW01-12-CJ

Rectangular

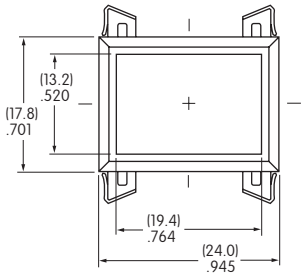

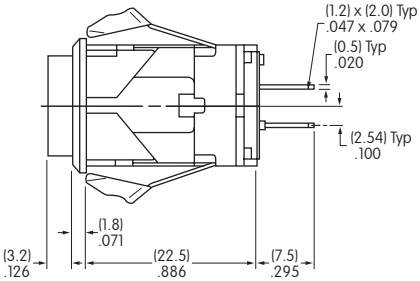

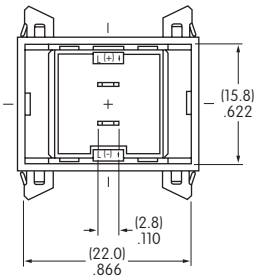

LB03KW01-12-CJ

Mouser Electronics

Authorized Distributor

Click to View Pricing, Inventory, Delivery & Lifecycle Information:

NKK Switches:

LB02GW01-5F05-JB LB01KW01-5D12-JD LB01KW01-5F12-JF LB03KW01-5D24-JB LB02KW01-5D-JB LB02KW01-5F-JB LB01KW01-12-JE LB01KW01-12-EJ LB01KW01-5D24-JD LB03KW01-5C24-JB LB01KW01-5D05-JD LB01KW01-5D12-JB