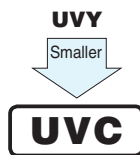


# UVC

Ultra-Miniature-Sized for adapters.



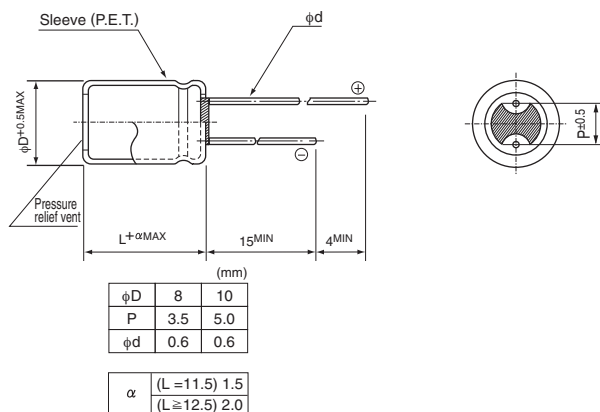
- One rank smaller case sizes than UYY.
- Suited for adapter circuit.
- Compliant to the RoHS directive (2011/65/EU,(EU)2015/863).



## Specifications

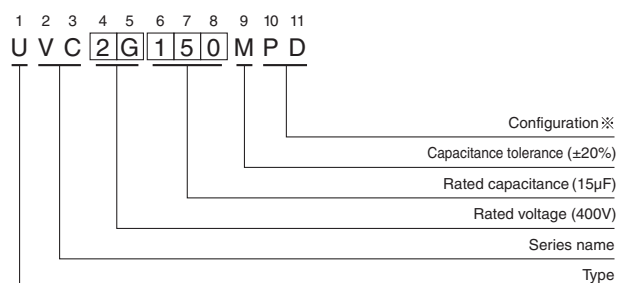
Item	Performance Characteristics											
Category Temperature Range	-40 to +105°C											
Rated Voltage Range	400V											
Rated Capacitance Range	4.7 to 18μF											
Capacitance Tolerance	±20% at 120Hz, 20°C											
Leakage Current	After 1 minute's application of rated voltage at 20°C, I = 0.04CV+100 (μA) or less											
Tangent of loss angle (tan δ)	<table><tr><td>Rated voltage (V)</td><td>400</td></tr><tr><td>tan δ (MAX.)</td><td>0.25</td></tr></table>	Rated voltage (V)	400	tan δ (MAX.)	0.25	Measurement frequency : 120Hz, at 20°C						
Rated voltage (V)	400											
tan δ (MAX.)	0.25											
Stability at Low Temperature	<table><tr><td colspan="2">Rated voltage (V)</td><td>400</td></tr><tr><td rowspan="2">Impedance ratio (MAX.)</td><td>Z-25°C / Z+20°C</td><td>6</td></tr><tr><td>Z-40°C / Z+20°C</td><td>10</td></tr></table>	Rated voltage (V)		400	Impedance ratio (MAX.)	Z-25°C / Z+20°C	6	Z-40°C / Z+20°C	10	Measurement frequency : 120Hz		
Rated voltage (V)		400										
Impedance ratio (MAX.)	Z-25°C / Z+20°C	6										
	Z-40°C / Z+20°C	10										
Endurance	<div>The specifications listed at right shall be met when the capacitors are restored to 20°C after D.C. bias plus rated ripple current is applied for 2000 hours at 105°C, the peak voltage shall not exceed the rated voltage.</div> <table><tr><td>Capacitance change</td><td>Within ±25% of the initial capacitance value</td></tr><tr><td>tan δ</td><td>200% or less than the initial specified value</td></tr><tr><td>Leakage current</td><td>Less than or equal to the initial specified value</td></tr></table>				Capacitance change	Within ±25% of the initial capacitance value	tan δ	200% or less than the initial specified value	Leakage current	Less than or equal to the initial specified value		
Capacitance change	Within ±25% of the initial capacitance value											
tan δ	200% or less than the initial specified value											
Leakage current	Less than or equal to the initial specified value											
Shelf Life	After storing the capacitors under no load at 105°C for 1000 hours and then performing voltage treatment based on JIS C 5101-4 clause 4.1 at 20°C, they shall meet the specified values for the endurance characteristics listed above.											
Marking	Printed with white color letter on dark brown sleeve.											

## Radial Lead Type



- Please refer to the Guidelines for Aluminum Electrolytic Capacitors for end seal configuration information.

## Type numbering system (Example : 400V 15µF)



※ Configuration

φ D	Pb-free leadwire Pb-free PET sleeve
8 · 10	PD

## Frequency coefficient of rated ripple current

Cap.(µF)	Frequency	50Hz	120Hz	500Hz	1 kHz	10kHz or more
4.7 to 8.2		0.65	1.00	1.20	1.30	1.50
10 to 18		0.80	1.00	1.20	1.30	1.50

UVC

## ■ Dimensions

Rated Voltage (V) (code)	Rated Capacitance ( $\mu$ F)	Case Size $\phi$ D $\times$ L (mm)	$\tan \delta$	Leakage Current ( $\mu$ A) (at 20°C after 1 minute)	Rated Ripple (mA <sub>rms</sub> ) (105°C/120Hz)	Part Number
400 (2G)	4.7	8 $\times$ 11.5	0.25	175.2	70	UVC2G4R7MPD
	5.6	8 $\times$ 11.5	0.25	189.6	70	UVC2G5R6MPD
	8.2	8 $\times$ 16	0.25	231.2	85	UVC2G8R2MPD
	10	10 $\times$ 12.5	0.25	260	100	UVC2G100MPD
	12	8 $\times$ 20	0.25	292	120	UVC2G120MPD
	15	10 $\times$ 16	0.25	340	150	UVC2G150MPD
	18	10 $\times$ 20	0.25	388	200	UVC2G180MPD

For cut leads, formed leads or taped parts, please add the appropriate code after the size code (12th digit).

If there is no size code in the part number, please add size code "1" and then add the appropriate code.

- For formed lead or taped product specifications and minimum order quantity, please refer to the Guidelines for Aluminum Electrolytic Capacitors.

# Mouser Electronics

Authorized Distributor

Click to View Pricing, Inventory, Delivery & Lifecycle Information:

Nichicon:

[UVC2G100MPD](#) [UVC2G8R2MPD](#) [UVC2G180MPD](#) [UVC2G4R7MPD](#) [UVC2G5R6MPD](#) [UVC2G120MPD](#)  
[UVC2G150MPD](#) [UVC2G4R7MPD1TD](#) [UVC2G100MPD1TD](#) [UVC2G150MPD1TD](#) [UVC2G5R6MPD1TA](#)  
[UVC2G120MPD1TA](#) [UVC2G120MPD1TD](#) [UVC2G180MPD1TD](#) [UVC2G4R7MPD1TA](#) [UVC2G5R6MPD1TD](#)  
[UVC2G8R2MPD1TA](#) [UVC2G8R2MPD1TD](#)