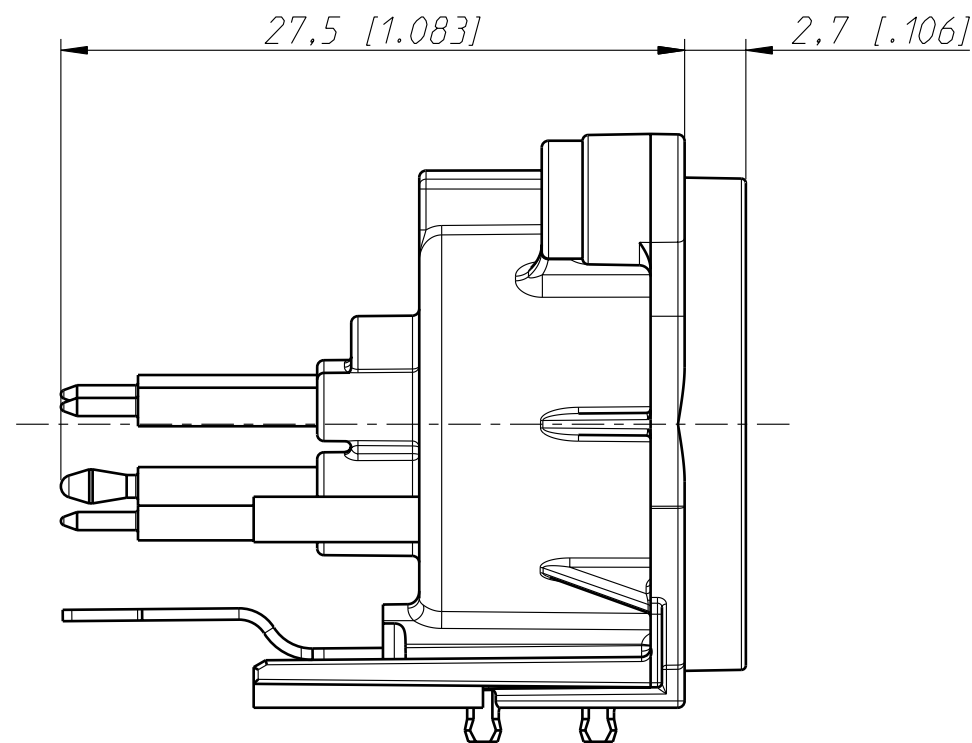
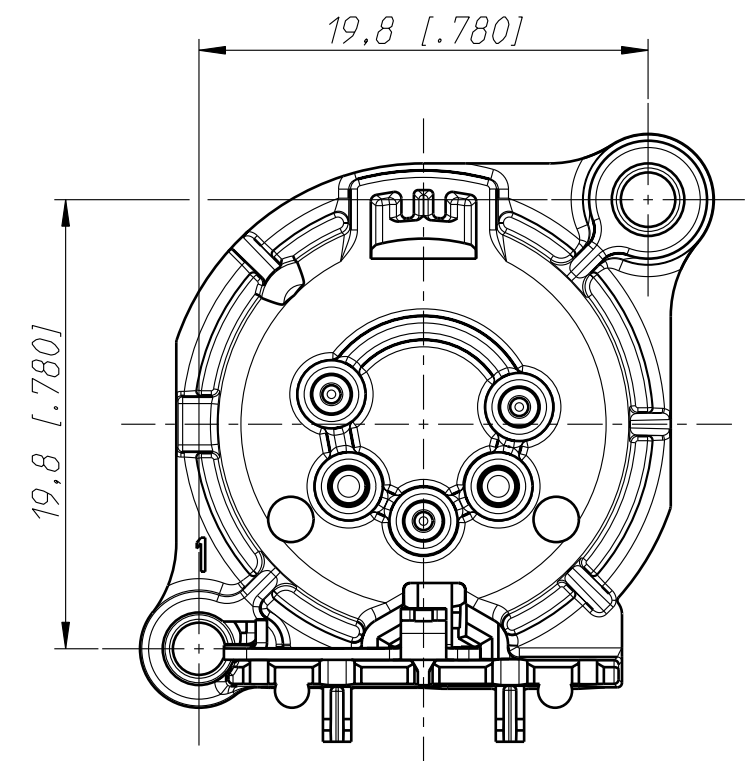


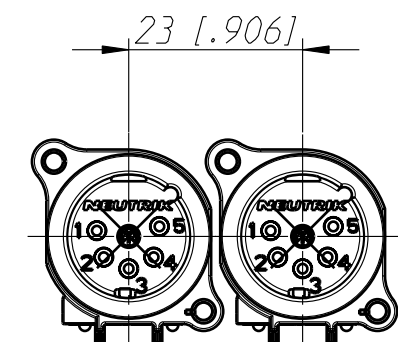
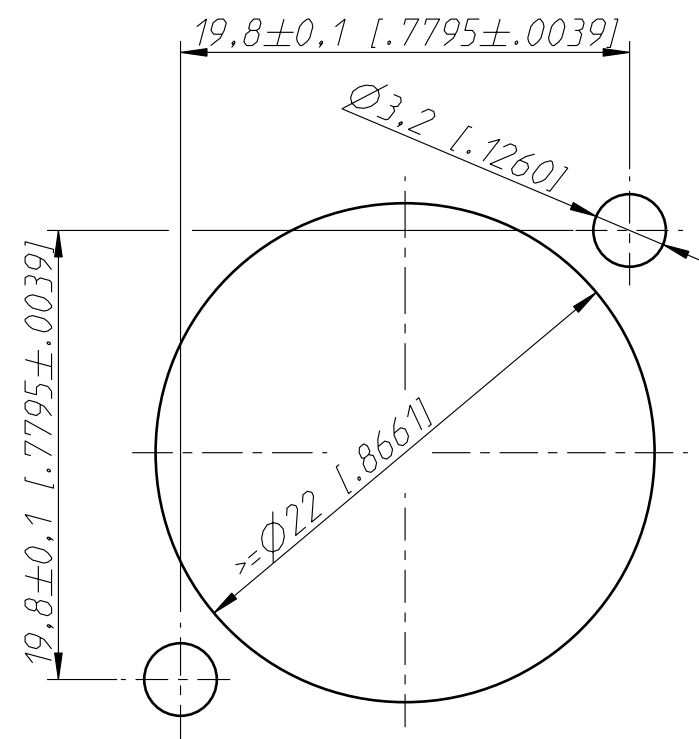
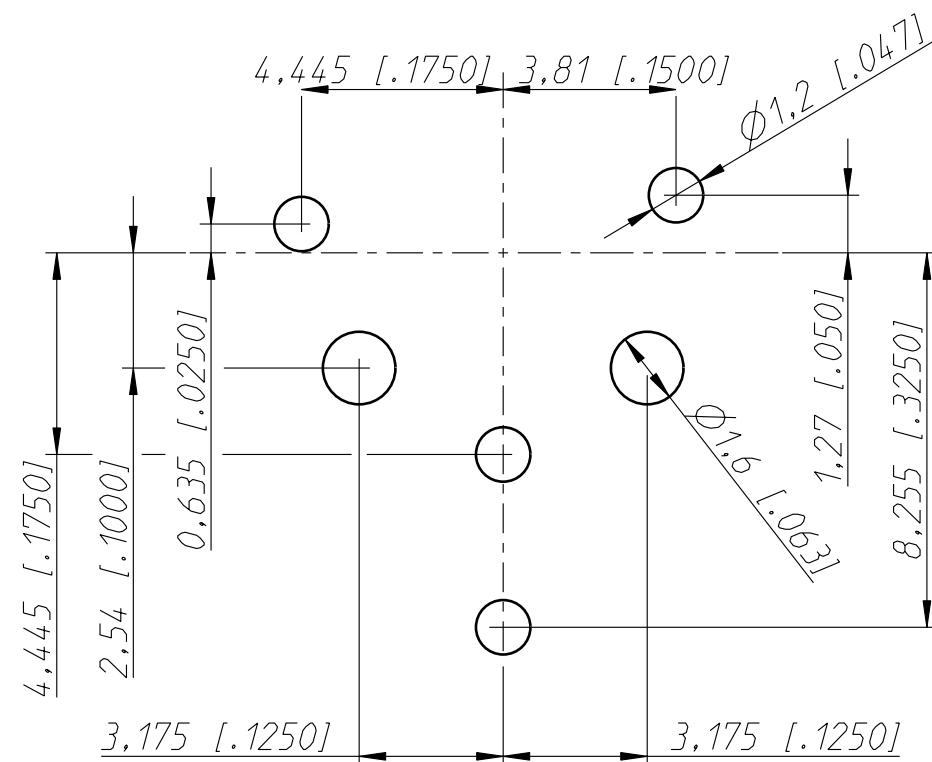
Print Bohrplan (Bestueckungsseite)  
Pcb-Layout (component side)



Frontplattenausschnitt (Rückseite)  
Panel cut ou (rear side)



min. Einbauabstand  
min assembling distance



|   |           |             |                         |          |                      |
|---|-----------|-------------|-------------------------|----------|----------------------|
| Allgemeintoleranzen<br>ISO 2768-m                     | Werkstoff | Massstab:   |                         | Datum    | Name                 |
| Zeichnung urheberrechtlich<br>geschuetzt (DIN 34) (C) | -         | 3:1<br>(A3) | Gezeichnet              | 16.01.12 | Karlinger            |
| Benennung   | NC5MAV    |             | Freigegeben             | -        | -                    |
|   | NC5MAV    |             | Geaendert               | -        | -                    |
|   |           |             | Aend.-Nr.               |          | Aend.-Index          |
|   |           |             | -                       |          | -                    |
|   |           |             | Ersatz fuer: 3102ST1861 |          | Blatt 1<br>von 2 Bl. |
| NEUTRIK AG FL-9494 SCHAAN                             |           |             | Zeichn. Nr.             |          |                      |
|   |           |             | ST-NC5MAV               |          |                      |

# Mouser Electronics

Authorized Distributor

Click to View Pricing, Inventory, Delivery & Lifecycle Information:

[Neutrik:](#)

[NC5MAV](#)