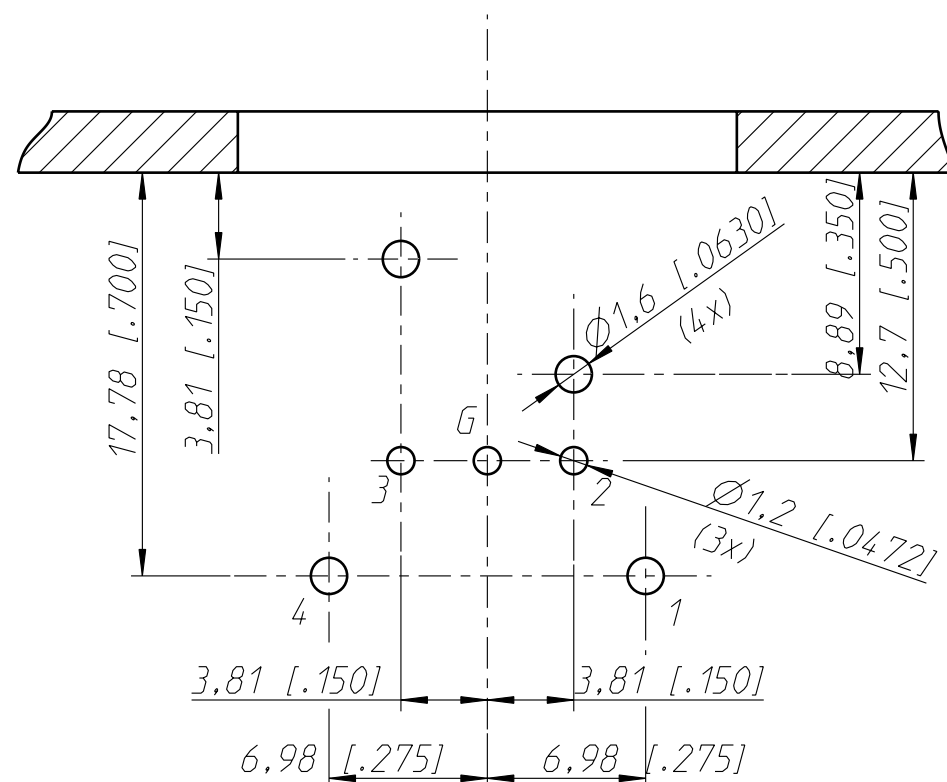
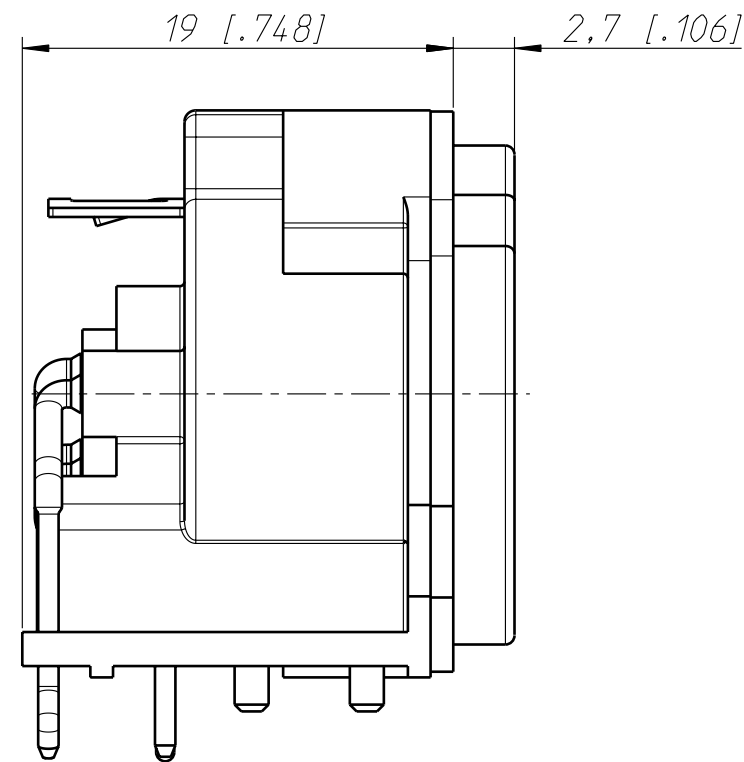


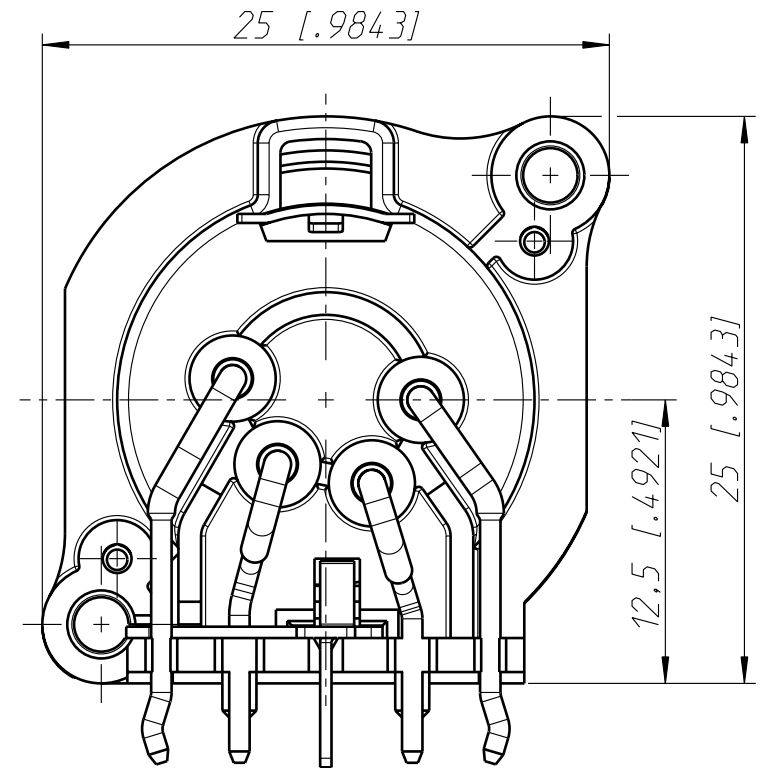
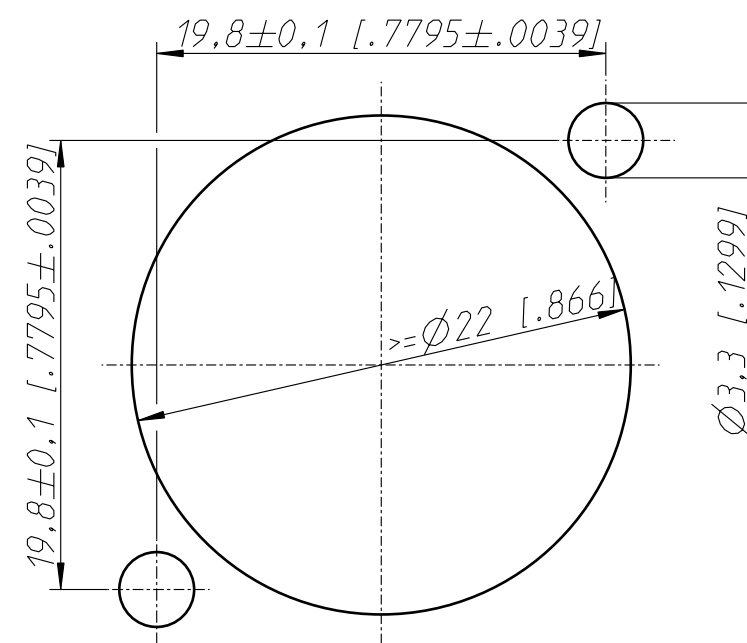
Print Bohrplan (Bestückungsseite)
PCB-Layout (component side)



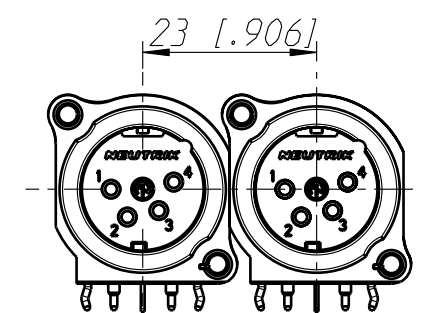
Layout tolerance: ± 0.05 [0.002"]



Frontplattenausschnitt (Rückseite)
Panel cut out (rear side)



min. Einbauabstand
min. assembling distance
M 1:1



Allgemeintoleranzen ISO 2768-m	Werkstoff	Massstab:		Datum	Name
Zeichnung urheberrechtlich geschützt (DIN 34) (C)	-	3:1 (A3)	Gezeichnet	05.10.00	Peter
Benennung	-	-	Freigegeben	-	-
NC4MAH	-	-	Geaendert	-	-
NC4MAH	-	-	Aend.-Nr.	-	Aend.-Index
NEUTRIK AG FL-9494 SCHAAN	-	-	Ersatz fuer: 3102ST1865	-	Blatt 1 von 1 Bl.
			Zeichn. Nr.		
			ST-NC4MAH		

Mouser Electronics

Authorized Distributor

Click to View Pricing, Inventory, Delivery & Lifecycle Information:

[Neutrik:](#)

[NC4MAH](#)