

BLA2ABD750SN4#

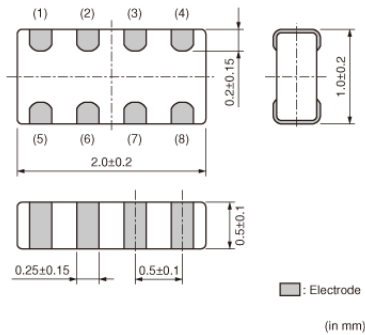
“#” indicates a package specification code.

In Production RoHS REACH

< List of part numbers with package codes >

BLA2ABD750SN4J BLA2ABD750SN4B BLA2ABD750SN4D

Appearance & Shape



Features

1. BLA2AA/2AB series has 4 circuits in 2.0x1.0mm body with 0.5mm pitch.
2. Provides attenuation across a broad frequency range. Two types of impedance characteristics are available, one is for general signal line and the other is for high speed signal line.
3. Original inner electrode structure enables extra low crosstalk.
4. The nickel barrier structure of the external electrodes provides excellent solder heat resistance.

Applications

Notebook size PCs, PDAs and other compact size digital equipment

Applications

Other Usage For general

Packaging Information

| Packaging | Specifications | Minimum Order Quantity |
|-----------|------------------|------------------------|
| J | 330mm Paper Tape | 50000 |
| B | Bulk(Bag) | 1000 |
| D | 180mm Paper Tape | 10000 |

Attention

1.This datasheet is downloaded from the website of Murata Manufacturing Co., Ltd. Therefore, it's specifications are subject to change or our products in it may be discontinued without advance notice. Please check with our sales representatives or product engineers before ordering.
2.This datasheet has only typical specifications because there is no space for detailed specifications.
Therefore, please review our product specifications or consult the approval sheet for product specifications before ordering.

BLA2ABD750SN4#

“#” indicates a package specification code.



Specifications

| | |
|---------------------------------|----------------|
| Shape | SMD |
| Size Code (in mm) | 2010 |
| Size Code (in inch) | 0804 |
| Length | 2.0mm |
| Length Tolerance | ±0.2mm |
| Width | 1.0mm |
| Width Tolerance | ±0.2mm |
| Thickness | 0.5mm |
| Thickness Tolerance | ±0.1mm |
| Impedance (at 100MHz) | 75Ω |
| Impedance (at 100MHz) Tolerance | ±25% |
| Rated Current (at 85°C) | 200mA |
| Rated Current (at 125°C) | 200mA |
| DC Resistance(max.) | 0.2Ω |
| Operating Temperature Range | -55°C to 125°C |
| Mass(typ.) | 0.005g |
| Number of Circuit | 4 |

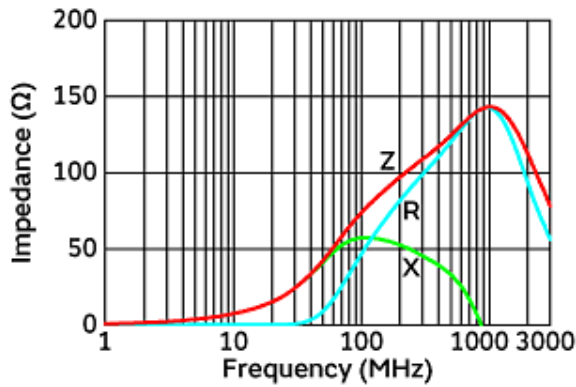
Attention

- 1.This datasheet is downloaded from the website of Murata Manufacturing Co., Ltd. Therefore, it's specifications are subject to change or our products in it may be discontinued without advance notice. Please check with our sales representatives or product engineers before ordering.
- 2.This datasheet has only typical specifications because there is no space for detailed specifications.
 Therefore, please review our product specifications or consult the approval sheet for product specifications before ordering.

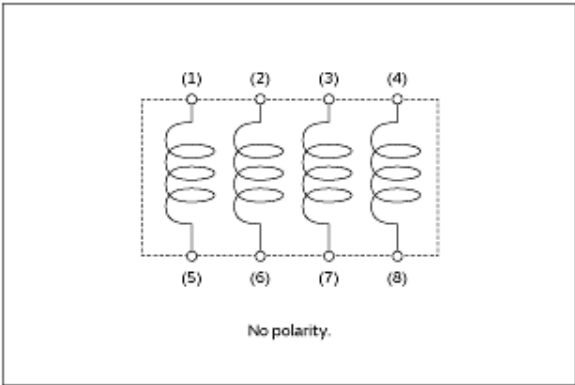
BLA2ABD750SN4#

"#" indicates a package specification code.

Product Data



Impedance-Frequency Characteristics



Equivalent Circuit

Attention
1.This datasheet is downloaded from the website of Murata Manufacturing Co., Ltd. Therefore, it's specifications are subject to change or our products in it may be discontinued without advance notice. Please check with our sales representatives or product engineers before ordering.
2.This datasheet has only typical specifications because there is no space for detailed specifications.
Therefore, please review our product specifications or consult the approval sheet for product specifications before ordering.

Mouser Electronics

Authorized Distributor

Click to View Pricing, Inventory, Delivery & Lifecycle Information:

Murata:

[BLA2ABD750SN4D](#)