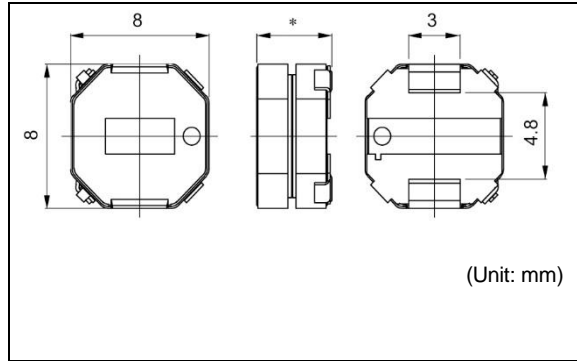
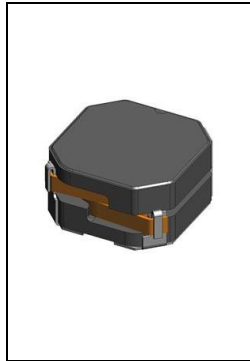
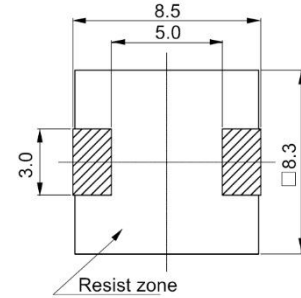


DEM8045C

Inductance Range: 1.5~47μH


Recommended patterns
 推奨パターン図


*: 4.5mm Max.



(Unit: mm)

FEATURES 特長

- AEC-Q200 Compliant.
- 8.3× 8.3mm Max. square, 4.5mm Max. height.
- Magnetically shielded construction and low DC resistance.
- Suitable for large currents.
- AEC-Q200準拠
- 8.3 × 8.3mm角Max. 高さ4.5mm Max.
- 閉磁路構造、低直流抵抗
- 大電流対応

STANDARD PART NUMBERS 標準品一覧

TYPE DEM8045C (Quantity/reel; 1000 PCS)

品番	インダクタンス ⁽¹⁾	許容差	直流抵抗 ⁽²⁾	直流重量許容電流 ⁽³⁾	温度上昇許容電流 ⁽³⁾
Part Number	Inductance ⁽¹⁾ (μH)	Tolerance (%)	DC Resistance ⁽²⁾ (mΩ) Max. (Typ.)	Inductance Decrease Current ⁽³⁾ (A) Max. (Typ.) $\frac{\Delta L}{L} = 30\%$	Temperature Rise Current ⁽³⁾ $\Delta T = 40^\circ C$ (A) Max. (Typ.)
DD1217AS-H-1R5N=P3	1.5	±30	7.6 (6.5)	11.2 (15.0)	9.4 (11.0)
DD1217AS-H-2R2N=P3	2.2	±30	9.9 (8.3)	9.3 (12.4)	8.7 (10.0)
DD1217AS-H-3R3N=P3	3.3	±30	14.4 (12)	7.7 (10.3)	6.8 (8.0)
DD1217AS-H-4R7N=P3	4.7	±30	18.0 (15)	6.7 (9.0)	6.3 (7.4)
DD1217AS-H-5R6N=P3	5.6	±30	22.8 (19)	6.1 (8.1)	5.4 (6.4)
DD1217AS-H-6R8N=P3	6.8	±30	27.6 (23)	5.2 (7.0)	4.8 (5.6)
DD1217AS-H-8R2M=P3	8.2	±20	33.6 (28)	4.8 (6.4)	4.5 (5.3)
DD1217AS-H-100M=P3	10	±20	39.6 (33)	4.3 (5.7)	3.9 (4.6)
DD1217AS-H-150M=P3	15	±20	52.8 (44)	3.3 (4.4)	3.5 (4.1)
DD1217AS-H-180M=P3	18	±20	76.8 (64)	3.2 (4.3)	2.9 (3.4)
DD1217AS-H-220M=P3	22	±20	93.6 (78)	2.9 (3.9)	2.4 (2.8)
DD1217AS-H-330M=P3	33	±20	132.0 (110)	2.3 (3.1)	2.2 (2.6)
DD1217AS-H-470M=P3	47	±20	204.0 (170)	2.1 (2.8)	1.8 (2.1)

(1) Inductance is measured with a LCR meter 4284A (Agilent Technologies) or equivalent.
Test frequency at 100kHz

(2) DC resistance is measured with 34420A (Agilent Technologies) or 3541(HIOKI). (Reference ambient temperature 25°C)

(3) Maximum allowable DC current is that which causes a 30% inductance reduction from the initial value, or coil temperature to rise by 40°C, whichever is smaller. (Reference ambient temperature 20°C)

(1) インダクタンスはLCRメータ4284A (Agilent Technologies) または同等品により測定する。
測定周波数は100kHz。

(2) 直流抵抗は測定器34420A (Agilent Technologies) または3541 (HIOKI) と同等品により測定する。(周囲温度25°C)

(3) 最大許容電流は、直流重量電流を流した時インダクタンスの値が初期値より30%減少する直流電流値、または直流電流により、コイルの温度が40°C上昇の何れか小さい値。(周囲温度20°Cを基準とする。)

Mouser Electronics

Authorized Distributor

Click to View Pricing, Inventory, Delivery & Lifecycle Information:

Murata:

[DD1217AS-H-100M=P3](#) [DD1217AS-H-150M=P3](#) [DD1217AS-H-180M=P3](#) [DD1217AS-H-1R5N=P3](#) [DD1217AS-H-220M=P3](#) [DD1217AS-H-2R2N=P3](#) [DD1217AS-H-330M=P3](#) [DD1217AS-H-3R3N=P3](#) [DD1217AS-H-470M=P3](#) [DD1217AS-H-4R7N=P3](#) [DD1217AS-H-5R6N=P3](#) [DD1217AS-H-6R8N=P3](#) [DD1217AS-H-8R2M=P3](#)