

# LDM182G4505CC001

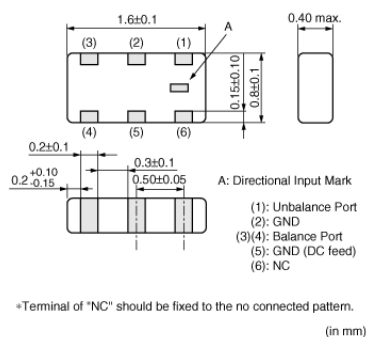
In Production

Recommended

RoHS

REACH

## Appearance & Shape



## Features

Chip type SMD baluns constructed with copper conductor and ceramic material.  
Ideal for high-frequency applications.  
Small-size and low-loss baluns can be customized for the balance impedance of 50ohm to 200ohm.

1. Available in the 2400MHz to 2500MHz frequency range.
2. Impedance at balanced terminals is 50ohm.
3. Small, Low-profiled SMD.
4. Low loss.
5. Available in tape and reel packing for automatic mounting.

## Packaging Information

Packaging	Specifications	Minimum Order Quantity
-	180mm Paper Tape	4000

### Attention

1.This datasheet is downloaded from the website of Murata Manufacturing Co., Ltd. Therefore, it's specifications are subject to change or our products in it may be discontinued without advance notice. Please check with our sales representatives or product engineers before ordering.  
2.This datasheet has only typical specifications because there is no space for detailed specifications.  
Therefore, please review our product specifications or consult the approval sheet for product specifications before ordering.

# LDM182G4505CC001



## Specifications

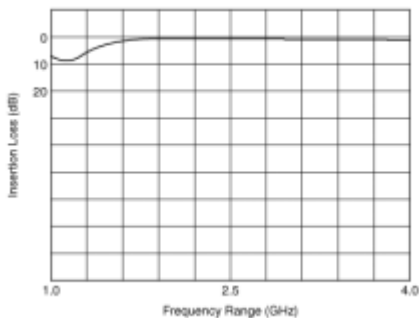
Center Frequency	2450.00MHz
Frequency Range	2400.00MHz to 2500.00MHz
Insertion Loss I)	0.88dB max. (at 25°C)
Insertion Loss II)	0.98dB max. (-40 to +85°C)
Unbalance Impedance (Nom.)	50Ω
Balance Impedance (Differential) (Nom.)	50Ω
Unbalance Port VSWR	2.00 max. (Balance Port:at 50ohm)
Power Capacity	0.5W
Operating Temperature Range	-40°C to 85°C
L x W (size)	1.60x0.80mm
Thickness(max.)	0.4mm

### Attention

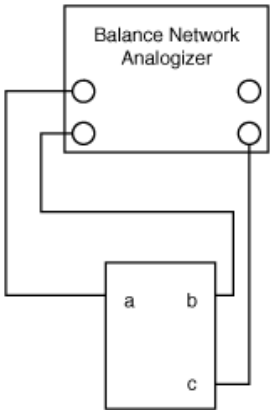
1.This datasheet is downloaded from the website of Murata Manufacturing Co., Ltd. Therefore, it's specifications are subject to change or our products in it may be discontinued without advance notice. Please check with our sales representatives or product engineers before ordering.  
2.This datasheet has only typical specifications because there is no space for detailed specifications.  
Therefore, please review our product specifications or consult the approval sheet for product specifications before ordering.

# LDM182G4505CC001

## Product Data

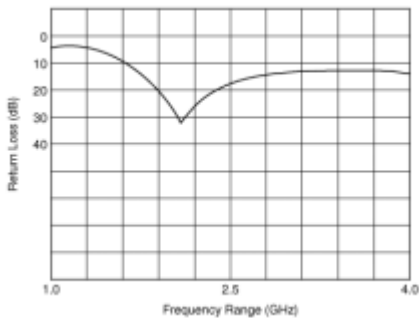


Insertion Loss Characteristics

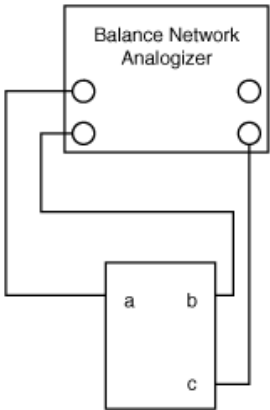


a : unbalance port  
b, c : balance port

Measurement Circuit of Insertion Loss



Characteristics of Unbalance Port VSWR



a : unbalance port  
b, c : balance port

Measurement Circuit of Unbalance Port VSWR

**Attention**  
1.This datasheet is downloaded from the website of Murata Manufacturing Co., Ltd. Therefore, it's specifications are subject to change or our products in it may be discontinued without advance notice. Please check with our sales representatives or product engineers before ordering.  
2.This datasheet has only typical specifications because there is no space for detailed specifications.  
Therefore, please review our product specifications or consult the approval sheet for product specifications before ordering.

# Mouser Electronics

Authorized Distributor

Click to View Pricing, Inventory, Delivery & Lifecycle Information:

Murata:

[LDM182G4505CC001](#)