

LDB182G4505C-110

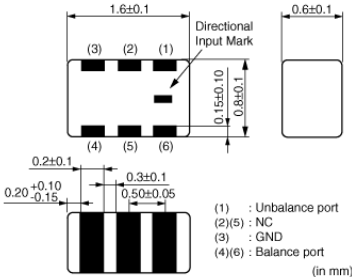
In Production

Recommended

RoHS

REACH

Appearance & Shape



(1) : Unbalance port
(2)(5) : NC
(3) : GND
(4)(6) : Balance port
(in mm)

«Terminal of "NC" should be fixed to the no connected pattern.
All the technical data and Information contained herein are
subject to change without prior notice.

Features

Chip type SMD baluns constructed with copper conductor and ceramic material.
Ideal for high-frequency applications.
Small-size and low-loss baluns can be customized for the balance impedance of 50ohm to 200ohm.

1. Available in the 2400MHz to 2500MHz frequency range.
2. Impedance at balanced terminals is 50ohm.
3. Small, Low-profiled SMD.
4. Low loss.
5. Available in tape and reel packing for automatic mounting.

Packaging Information

Packaging	Specifications	Minimum Order Quantity
-	180mm Paper Tape	4000

Attention
1.This datasheet is downloaded from the website of Murata Manufacturing Co., Ltd. Therefore, it's specifications are subject to change or our products in it may be discontinued without advance notice. Please check with our sales representatives or product engineers before ordering.
2.This datasheet has only typical specifications because there is no space for detailed specifications.
Therefore, please review our product specifications or consult the approval sheet for product specifications before ordering.

LDB182G4505C-110



Specifications

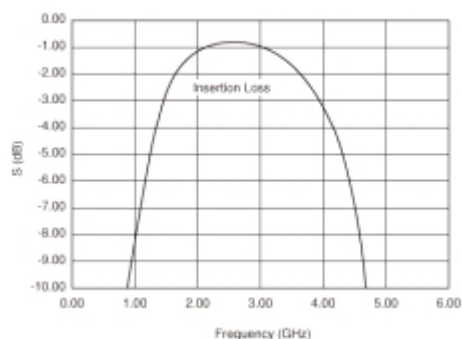
Applications	WLAN BT
Center Frequency	2450.00MHz
Frequency Range	2400.00MHz to 2500.00MHz
Insertion Loss I)	1.00dB max. (at 25°C)
Insertion Loss II)	1.10dB max. (-40 to +85°C)
Unbalance Impedance (Nom.)	50Ω
Balance Impedance (Differential) (Nom.)	50Ω
Unbalance Port VSWR	2.00 max. (Balance Port:at 50ohm)
Power Capacity	0.5W
Operating Temperature Range	-40°C to 85°C
L x W (size)	1.60x0.80mm
Thickness(max.)	0.7mm

Attention

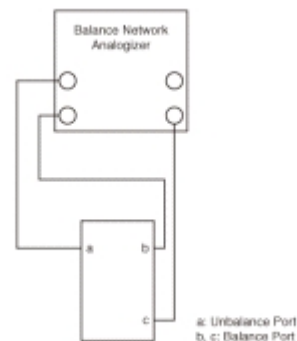
1.This datasheet is downloaded from the website of Murata Manufacturing Co., Ltd. Therefore, it's specifications are subject to change or our products in it may be discontinued without advance notice. Please check with our sales representatives or product engineers before ordering.
2.This datasheet has only typical specifications because there is no space for detailed specifications.
Therefore, please review our product specifications or consult the approval sheet for product specifications before ordering.

LDB182G4505C-110

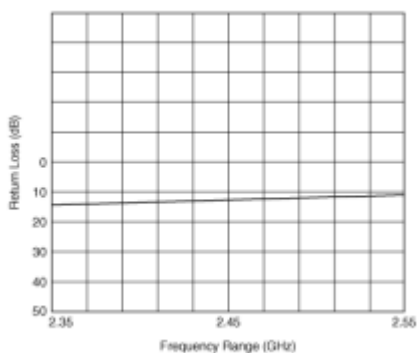
Product Data



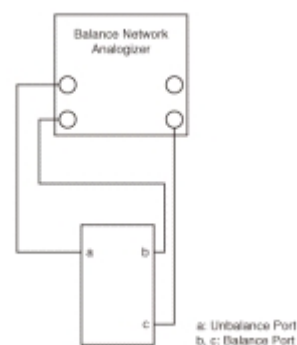
Insertion Loss Characteristics



Measurement Circuit of Insertion Loss



Characteristics of Unbalance Port VSWR



Measurement Circuit of Unbalance Port VSWR

Attention

- 1.This datasheet is downloaded from the website of Murata Manufacturing Co., Ltd. Therefore, it's specifications are subject to change or our products in it may be discontinued without advance notice. Please check with our sales representatives or product engineers before ordering.
- 2.This datasheet has only typical specifications because there is no space for detailed specifications. Therefore, please review our product specifications or consult the approval sheet for product specifications before ordering.

Mouser Electronics

Authorized Distributor

Click to View Pricing, Inventory, Delivery & Lifecycle Information:

[Murata:](#)

[LDB182G4505C-110](#)