

LDB21881M20C-001

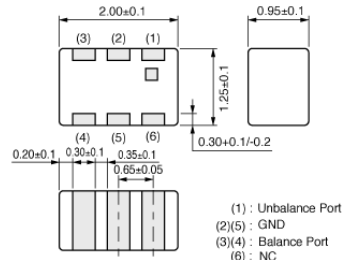
In Production

Recommended

RoHS

REACH

Appearance & Shape



* Terminal of "NC" should be connected the floating land.
* All the technical data and information contained herein are subject to change without prior notice.
(in mm)

Features

Chip type SMD baluns constructed with copper conductor and ceramic material.
Ideal for high-frequency applications.
Small-size and low-loss baluns can be customized for the balance impedance of 50ohm to 200ohm.

1. Available in the 869MHz to 894MHz frequency range.
2. Impedance at balanced terminals is 200ohm.
3. Small, Low-profiled SMD.
4. Low loss.
5. Available in tape and reel packing for automatic mounting.

Packaging Information

Packaging	Specifications	Minimum Order Quantity
-	180mm Embossed Tape	4000

Attention

1.This datasheet is downloaded from the website of Murata Manufacturing Co., Ltd. Therefore, it's specifications are subject to change or our products in it may be discontinued without advance notice. Please check with our sales representatives or product engineers before ordering.
2.This datasheet has only typical specifications because there is no space for detailed specifications.
Therefore, please review our product specifications or consult the approval sheet for product specifications before ordering.

LDB21881M20C-001



Specifications

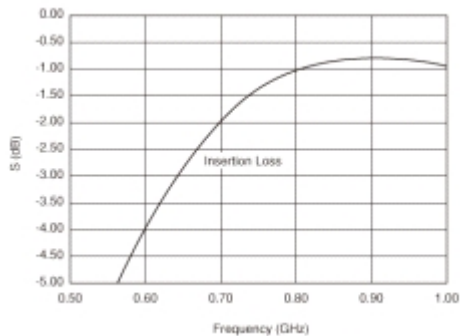
Applications	GSM
Center Frequency	881.50MHz
Frequency Range	869.00MHz to 894.00MHz
Insertion Loss I)	1.40dB max. (at 25°C)
Insertion Loss II)	1.50dB max. (-40 to +85°C)
Unbalance Impedance (Nom.)	50Ω
Balance Impedance (Differential) (Nom.)	200Ω
Unbalance Port VSWR	2.00 max. (Balance Port:at 200ohm)
Power Capacity	0.5W
Operating Temperature Range	-40°C to 85°C
L x W (size)	2.00x1.25mm
Thickness(max.)	1.05mm

Attention

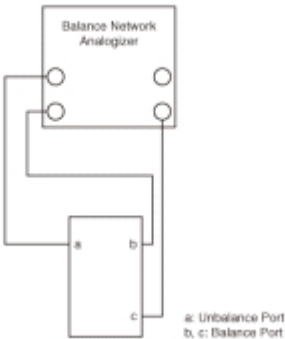
1.This datasheet is downloaded from the website of Murata Manufacturing Co., Ltd. Therefore, it's specifications are subject to change or our products in it may be discontinued without advance notice. Please check with our sales representatives or product engineers before ordering.
2.This datasheet has only typical specifications because there is no space for detailed specifications.
Therefore, please review our product specifications or consult the approval sheet for product specifications before ordering.

LDB21881M20C-001

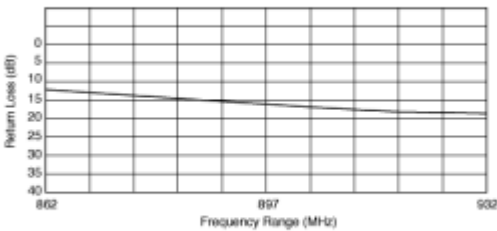
Product Data



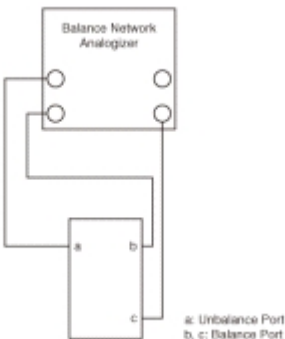
Insertion Loss Characteristics



Measurement Circuit of Insertion Loss



Characteristics of Unbalance Port VSWR



Measurement Circuit of Unbalance Port VSWR

Attention

1.This datasheet is downloaded from the website of Murata Manufacturing Co., Ltd. Therefore, it's specifications are subject to change or our products in it may be discontinued without advance notice. Please check with our sales representatives or product engineers before ordering.
2.This datasheet has only typical specifications because there is no space for detailed specifications.
Therefore, please review our product specifications or consult the approval sheet for product specifications before ordering.

Mouser Electronics

Authorized Distributor

Click to View Pricing, Inventory, Delivery & Lifecycle Information:

[Murata:](#)

[LDB21881M20C-001](#)