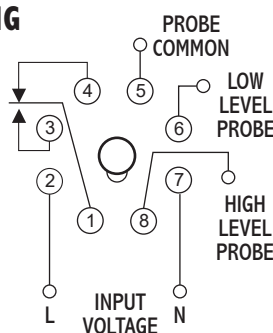




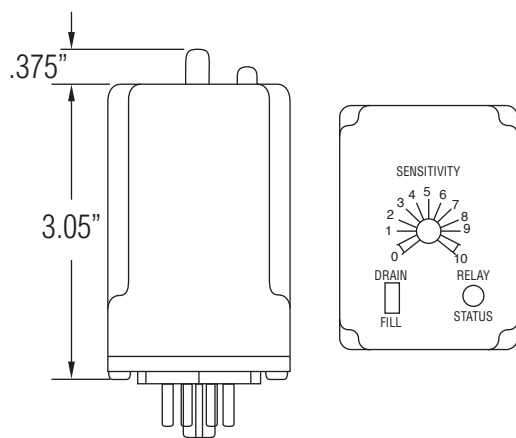
cULus
E55826

Liquid Level Pump Controller

WIRING



DIMENSIONS



ORDERING INFORMATION

	CPR	P	S	XX
SERIES				
SHIELD MATERIAL "A"				
P - PVC (66°C)				
PROBE TIP MATERIAL "B"				
S - 316 STAINLESS STEEL				
LENGTH OF WIRE "C"				
10 - 10 FEET 20 - 20 FEET				
30 - 30 FEET 40 - 40 FEET				
## - LENGTH IN FEET				

OPERATIONS

The ATC Diversified LPC Series is a conductive liquid level controller that uses two probes to sense tank level. There are two modes of operation that are user selectable.

Drain (Pump Down): The output relay will pick-up and the LED will turn on when the liquid level reaches the high level probe. When the liquid level falls below the low level probe the relay will drop-out and the LED will turn off.

Fill (Pump UP): The output relay will pick-up and the LED will turn on when the liquid level falls below the low level probe. When the liquid level reaches the high level probe the relay will drop-out and the LED will turn off.

SPECIFICATIONS

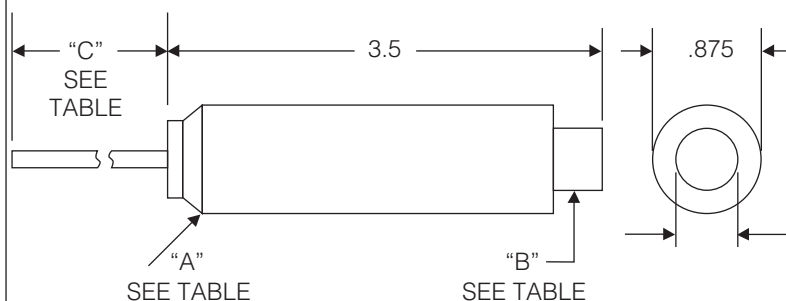
SUPPLY VOLTAGE	24V AC, 120V AC, 240V AC (+10/-20%)
SUPPLY VOLTAGE	See ordering information below
SUPPLY VOLTAGE	Pulsed 5V DC, at terminals
SENSITIVITY	Adjustable: 1K \pm 500 Ω at low end 100K Ω \pm 25% at high end
UNIT OPERATION	Drain or Fill (User Selectable)
OUTPUT RATING	One SPDT, 5 Amps Resistive @ 240V AC
ISOLATION	1,500 volts
POWER CONSUMPTION	24 V Model 6VA, 120 V Model 6VA, 240 V Model 8VA
TEMPERATURES	Operate: -20°C to +60°C Storage: -40°C to +80°C
TERMINATIONS	8-PIN OCTAL HEADER
LED INDICATORS	Red LED illuminates when relay is active
ENCLOSURE	Style "A" 8 Pin Plug-In
AGENCY APPROVALS	cULus E55826

MODEL NUMBER

	LPC	XXX	AAA
SUPPLY VOLTAGE			
24 Volts AC		24	
120 Volts AC		120	
240 Volts AC		240	

ACCESSORY:

CPR Series Conductive Probes
Stainless Steel Tip, PVC Cable, Corrosion Res.



CURRENT MONITORS

ATC-Diversified Electronics has a Current Monitor available to fit almost any monitoring application. The operation of the **CM Series**, AC Current Monitor/Relays, is based on an internal current transformer magnetically coupling the solid state sensing circuitry to the line being monitored. The operation of the **CD Series**, DC Current Monitor/Relays, is based on an internal Hall-effect device with a magnetic concentrator coupling the solid state sensing circuitry to the line being monitored. When the monitored current reaches a preset threshold point, an internal relay switches. The heavy duty contacts are used for instrumentation or signaling alarm circuits. The current sensing range of the ATC-Diversified Electronics AC Current Monitor/Relays can be increased by the use of an external Current Transformer. With the use of external Current Transformers you can monitor the current on almost any application. The feature matrix below shows the Current Monitor Series available from ATC-Diversified Electronics and highlights their features and specifications.

TYPICAL APPLICATIONS

The following are some typical applications for ATC-Diversified Electronics Current Monitors:

- Sense current demand level
- Run time totalizer
- Detect conveyor load jam
- Detect heater element failure
- Detect the use of dull bits or blades
- Detect runway lights and radio tower light failures
- Remote motor sensing
- Sense load loss
- Detect broken fan belts or chains

FEATURE MATRIX

SERIES	SENSING FEATURES				CONTROL VOLTAGE			ADJUSTABLE CURRENT RANGE						ENCLOSURE			RESET		TIME DELAY				UL RECOGNIZED	UL RECOGNIZED FOR CANADA
	OVER CURRENT	UNDER CURRENT	THREE PHASE UNBALANCE	SELF POWERED	24 VDC	24 VAC	120 VAC	0.25 (0.05 TO 0.25 AMPS)	1 (0.2 TO 1.0 AMPS)	5 (1.0 TO 5.0 AMPS)	10 (2.0 TO 10 AMPS)	20 (4.0 TO 20.0 AMPS)	30 (6.0 TO 30 AMPS)	"A" STYLE PLUG-IN	"D" STYLE SURFACE MOUNT	"E" STYLE SURFACE MOUNT	AUTOMATIC	MANUAL	FIXED (OPERATE)	ADJUSTABLE (OPERATE)	FIXED (RELEASE)	ADJUSTABLE (RELEASE)		
CBA	•	•					•		•	•	•	•	•			•	•		•		•			
CDD	•	•					•		•	•	•	•				•	•			•		•		
CDO	•						•		•	•	•	•				•	•			•	•			
CDU		•					•		•	•	•	•				•	•		•			•		
CLB	•		•				•			•	•					•	•	•	•		•			
CMB	•				•	•	•	1-10 amps fixed						•			•		•		•		•	•
CMD	•	•			•	•	•	•	•	•	•	•				•	•			•		•		
CMG				•				20-36 amp fixed (0100 series only)							•		•		•		•		•	•
CMI	•					•	•	•	•	•	•	•				•		•	•		•			
CML	•					•	•	•	•	•	•	•		•		•		•		•	•			
CMO	•				•	•	•	•	•	•	•	•		•		•	•			•	•			
CMU		•			•	•	•	•	•	•	•	•		•		•	•		•			•		

Mouser Electronics

Authorized Distributor

Click to View Pricing, Inventory, Delivery & Lifecycle Information:

[Mueller Electric:](#)

[LPC-120-AAA](#) [LPC-240-AAA](#)