PART NO.	CKT SIZE	DIM A	DIM B	DIM M	DIM P	DIM E
151003-0801	08	8.00	6.00	4.00	3.00	1.27
B2 151003-0803	08	8.00	6.00	3.30	3.00	1.27
151003-1001	10	10.00	8.00	4.00	3.00	1.27
B2 151003-1005	10	10.00	8.00	3.30	3.00	1.27
151003-1201	12	12.00	10.00	4.00	3.00	1.27

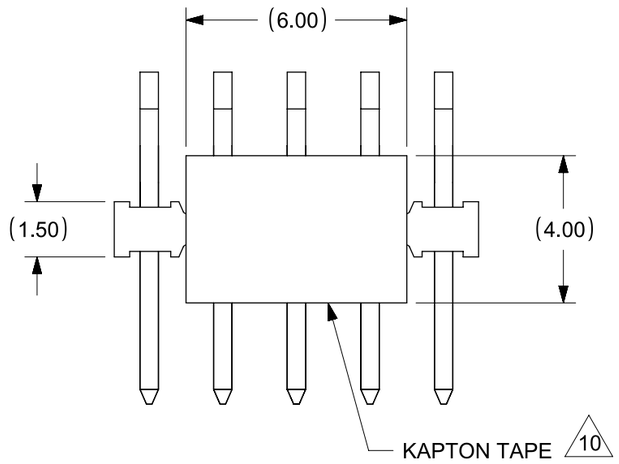

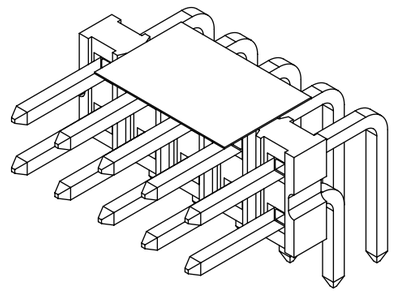

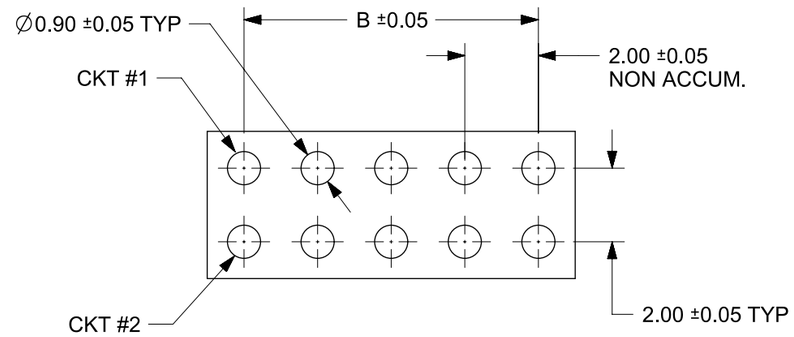

RECOMMENDED PCB LAYOUT

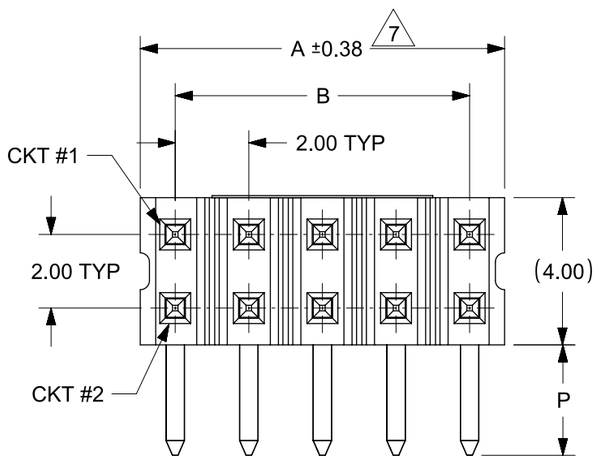

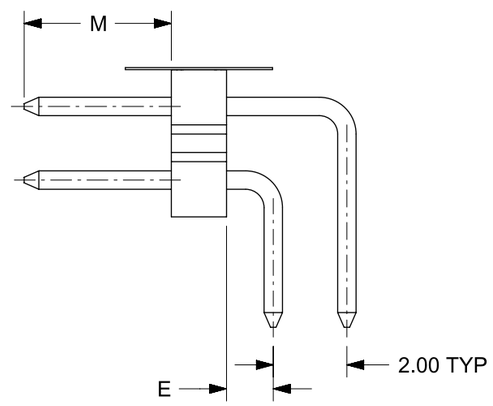

NOTES:
1. MATERIL :
   HOUSING : NYLON, GLASS-FILLED, UL94V-0, COLOR BLACK
   PIN : 0.50MM SQUARE COPPER ALLOY
2. PLATING:
   2.50µm MIN. TIN ON SELECTED AREA OVER
   1.25µm MIN. NICKEL OVERALL.
3. PIN PUSH OUT FORCE: 1KG MIN. IN EITHER DIRECTION
4. PRODUCT SPECIFICATION : PS-87761-100
5. PACKAGING TYPE : TAPE AND REEL
6. WAFER TO BE FLAT WITHIN 0.003mm/mm
7. IRREGULAR CIRCUIT CUTOFF WITHIN BREAKAWAY SECTION IS PERMISSIBLE. CUTTING OR CHIPPING OF THE MAIN BODY IS NOT ACCEPTABLE.
8. RECOMMENDED PCB THICKNESS IS 1.60MM±0.10
9. THE ABOVE CKT 10 IS FOR ILLUSTRATION ONLY.
10. KAPTON TAPE TO BE PLACED AT CENTER OF CONNECTOR IRREGARDLESS OF CIRCUIT SIZES.

THIS DRAWING CONTAINS INFORMATION THAT IS PROPRIETARY TO MOLEX ELECTRONIC TECHNOLOGIES, LLC AND SHOULD NOT BE USED WITHOUT WRITTEN PERMISSION

EC NO: 672516 2021/07/29
DRWN: ABABUPS 2021/08/04
CHK'D: MRAMAKRISHNA 2021/08/04
APPR: MRAMAKRISHNA

GENERAL TOLERANCES (UNLESS SPECIFIED)

	MM	INCH
4 PLACES	±	±
3 PLACES	±	±
2 PLACES	± 0.2	±
1 PLACES	±	±
0 PLACES	±	±
ANGULAR TOL ± 3.0		

DRAFT WHERE APPLICABLE MUST REMAIN WITHIN DIMENSIONS

REV B2

DIMENSION UNITS: MM
SCALE: NTS
DRWN BY: ATSEE DATE: 2013/07/04
CHK'D BY: SKANG DATE: 2013/07/04
APPR BY: MLONG DATE: 2014/04/07
DRAWING SIZE: A3
THIRD ANGLE PROJECTION

molex®

CUSTOM HEADER
2.00MM DUAL ROW HEADER SINGLE ROW WAFER

PRODUCT CUSTOMER DRAWING

SERIES	MATERIAL NUMBER	CUSTOMER
151003	SEE TABLE	GENERAL MARKET

DOCUMENT NUMBER	DOC TYPE	DOC PART	SHEET NUMBER
SD-151003-0001	PSD	000	1 OF 1

RELEASE STATUS | RELEASE DATE

FORMAT: Metalega-master-tb-prod-A3
REVISION: C
DATE: 2016/02/04

Mouser Electronics

Authorized Distributor

Click to View Pricing, Inventory, Delivery & Lifecycle Information:

Molex:
151003-1001