

F

E

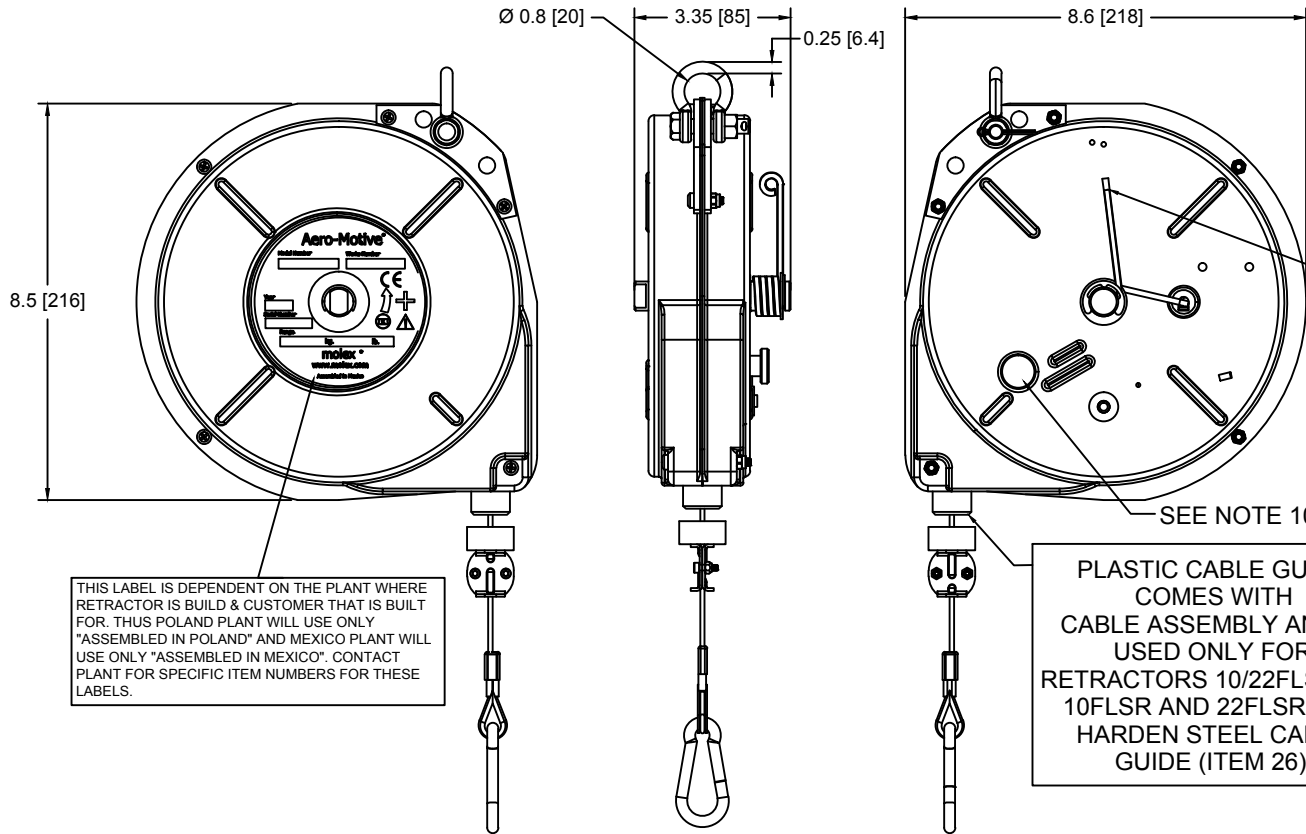
D

C

B

A

RETRACTOR MODEL		ITEM 4		ITEM 5		ITEM 7			ITEM 26		RETRACTOR OUTER COLOR
MATERIAL NUMBER	ENGINEERING NUMBER	MATERIAL NUMBER	ENGINEERING NUMBER	MATERIAL NUMBER	ENGINEERING NUMBER	MATERIAL NUMBER	ENGINEERING NUMBER	COLOR ▼	MATERIAL NUMBER	ENGINEERING NUMBER	
1301750064	10FLSR	1301790531	9887-203	1301790121	9678-8#1	1301790913	AG17260	PLAIN	1302344666	13613	BLUE
1301750059	10FLSR-EU	1301790531	9887-203	1301792109	BG17895	1301790913	AG17260	PLAIN	N/A	N/A	BLUE
1301750065	22FLSR	1301791030	9887-245	1301790121	9678-8#1	1301792171	AG17270	BLACK	1302344666	13613	BLUE
1301750060	22FLSR-EU	1301791030	9887-245	1301792109	BG17895	1301792171	AG17270	BLACK	N/A	N/A	BLUE

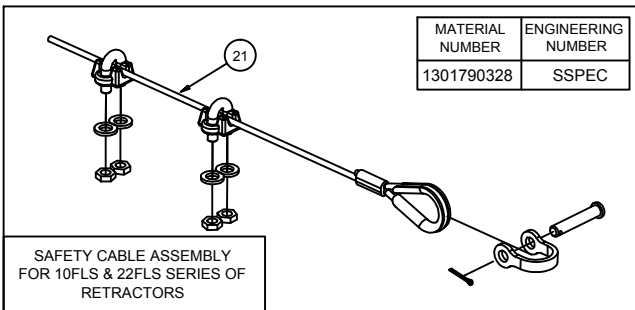


THIS LABEL IS DEPENDENT ON THE PLANT WHERE RETRACTOR IS BUILD & CUSTOMER THAT IS BUILT FOR. THUS POLAND PLANT WILL USE ONLY "ASSEMBLED IN POLAND" AND MEXICO PLANT WILL USE ONLY "ASSEMBLED IN MEXICO". CONTACT PLANT FOR SPECIFIC ITEM NUMBERS FOR THESE LABELS.

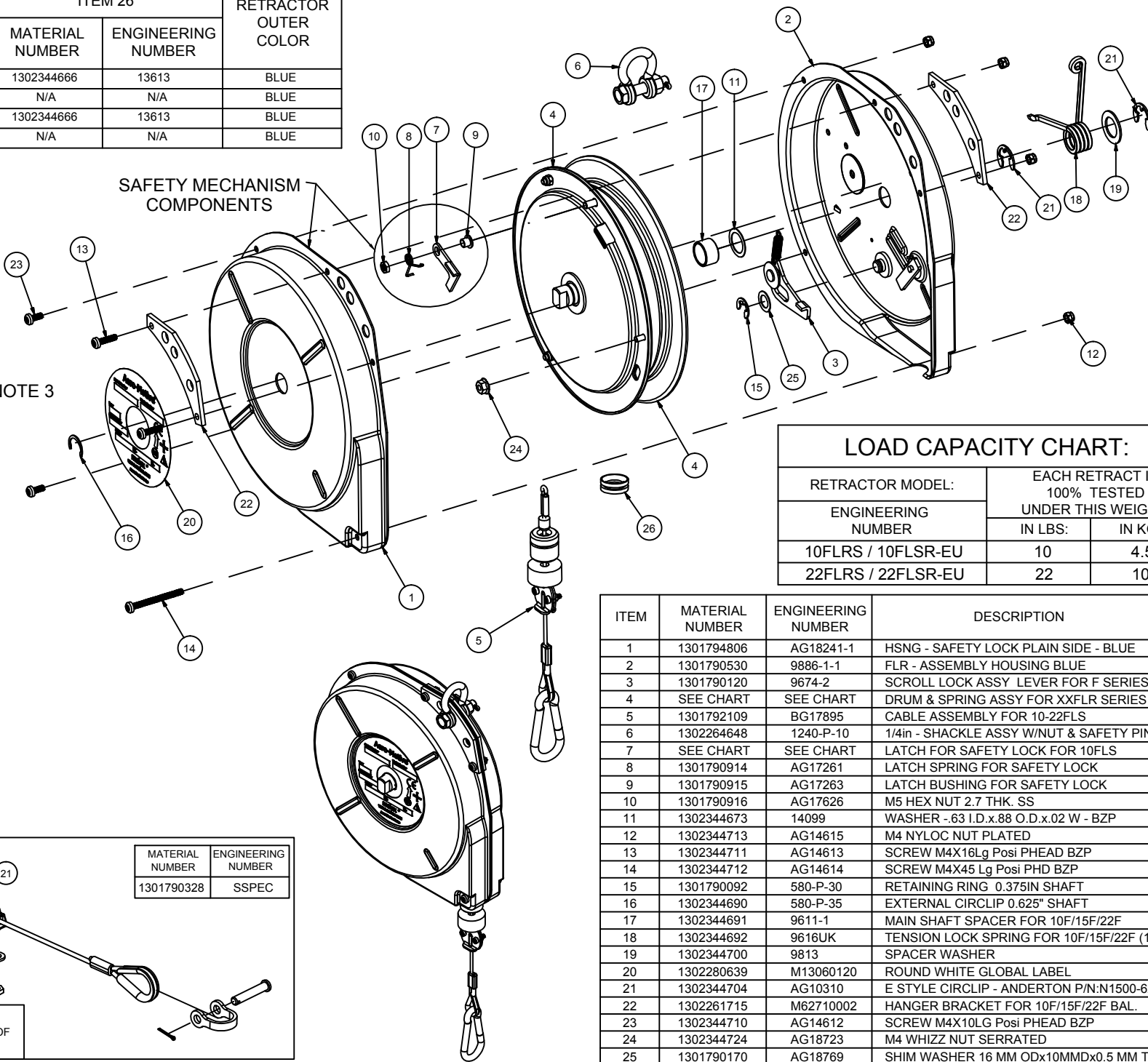
PLASTIC CABLE GUIDE COMES WITH CABLE ASSEMBLY AND IS USED ONLY FOR RETRACTORS 10/22FLSR-EU. 10FLSR AND 22FLSR USE HARDEN STEEL CABLE GUIDE (ITEM 26).

NOTES:

- XXFLRS SERIES OF RETRACTORS IS THE SAME AS STANDARD FLR SERIES WITH EXCEPTION THAT XXFLRS SERIES IS EQUIPPED WITH SAFETY MECHANISM (ITEM 1, 7, 8, 9 & 10) THAT IN CASE OF SPRING FAILURE ENGAGES AND STOP FALLING CABLE.
- SAFETY MECHANISM WORKS IN THE WAY THAT WHEN POWER SPRING IS TENSIONED, THE COILS PULL INWARDS ALLOWING THE SPRING LOADED SAFETY LEVER TO MOVE TO THE CENTER OF THE DRUM. IF THE POWER SPRING BREAKS OR TENSION IS SUDDENLY RELEASED FROM SPRING, THE SAFETY LEVER IS PUNCH BY POWER SPRING AND IT ENGAGES WITH ONE OF THE 12 STOPS ON THE INSIDE OF THE TOP HOUSING (ITEM 1).
- DO NOT SUDDENLY RELEASE TENSION FROM RETRACTOR. SUDDENLY RELEASED TENSION FROM TENSION SPRING WILL CAUSE SAFETY MECHANISM TO ENGAGE AND WILL CAUSE SPRING LOSE OF PROPERTIES. ALWAYS REFER TO SAFETY MANUALS.
- RETRACTORS ARE TO BE 100% INSPECTED & PRE-TENSIONED AT FACTORY. TEST RETRACTORS WITH ASSIGNED WEIGHT SUCH THAT LOAD IS NOT DROPPED BUT IT IS FULLY RETRACTED OVER THE FULL CABLE TRAVEL.
- STEEL HOUSINGS HAVE A POWDER COATED FINISH TO MEET HARSH INDUSTRIAL ENVIRONMENTS.
- ALWAYS READ INSTRUCTIONS MANUAL BEFORE USING RETRACTORS.
- RETRACTORS ARE NOT TO BE USED AS BALANCERS THEIR MAIN PURPOSE BEING TO RETRACT A LOAD AND NOT TO BALANCE ONE.
- STANDARD RETRACTORS DO NOT COME EQUIPPED WITH A SAFETY CHAIN. IF APPLICATION REQUIRES A SAFETY CHAIN ADD "SC" SUFFIX TO STANDARD PART NUMBER. EXAMPLE 22FLSSC.
- WHEN MOUNTING RETRACTOR, ALWAYS MAKE SURE THAT SAFETY PIN WHICH COMES WITH SHACKLE IS INSTALLED & SECURED.
- TURN KNOB IS TO BE ENGAGED BY "HAND ONLY". NO TOOLS ARE BE USED TO TURN KNOB. MOVE LOAD UP & DOWN TO ENGAGE KNOB.



SAFETY MECHANISM COMPONENTS



LOAD CAPACITY CHART:

RETRACTOR MODEL:	EACH RETRACT IS 100% TESTED UNDER THIS WEIGHT:	
	IN LBS:	IN KGS:
10FLRS / 10FLSR-EU	10	4.5
22FLRS / 22FLSR-EU	22	10

ITEM	MATERIAL NUMBER	ENGINEERING NUMBER	DESCRIPTION
1	1301794806	AG18241-1	HSNG - SAFETY LOCK PLAIN SIDE - BLUE
2	1301790530	9886-1-1	FLR - ASSEMBLY HOUSING BLUE
3	1301790120	9674-2	SCROLL LOCK ASSY LEVER FOR F SERIES
4	SEE CHART	SEE CHART	DRUM & SPRING ASSY FOR XXFLR SERIES
5	1301792109	BG17895	CABLE ASSEMBLY FOR 10-22FLS
6	1302264648	1240-P-10	1/4in - SHACKLE ASSY W/NUT & SAFETY PIN
7	SEE CHART	SEE CHART	LATCH FOR SAFETY LOCK FOR 10FLS
8	1301790914	AG17261	LATCH SPRING FOR SAFETY LOCK
9	1301790915	AG17263	LATCH BUSHING FOR SAFETY LOCK
10	1301790916	AG17626	M5 HEX NUT 2.7 THK. SS
11	1302344673	14099	WASHER - .63 I.D.x.88 O.D.x.02 W - BZP
12	1302344713	AG14615	M4 NYLOC NUT PLATED
13	1302344711	AG14613	SCREW M4X16Lg Posi PHEAD BZP
14	1302344712	AG14614	SCREW M4X45 Lg Posi PHD BZP
15	1301790092	580-P-30	RETAINING RING 0.375IN SHAFT
16	1302344690	580-P-35	EXTERNAL CIRCLIP 0.625" SHAFT
17	1302344691	9611-1	MAIN SHAFT SPACER FOR 10F/15F/22F
18	1302344692	9616UK	TENSION LOCK SPRING FOR 10F/15F/22F (13611)
19	1302344700	9813	SPACER WASHER
20	1302280639	M13060120	ROUND WHITE GLOBAL LABEL
21	1302344704	AG10310	E STYLE CIRCLIP - ANDERTON P/N:N1500-62
22	1302261715	M62710002	HANGER BRACKET FOR 10F/15F/22F BAL.
23	1302344710	AG14612	SCREW M4X10LG Posi PHEAD BZP
24	1302344724	AG18723	M4 WHIZZ NUT SERRATED
25	1301790170	AG18769	SHIM WASHER 16 MM ODx10MMDx0.5 MM TK
26	SEE CHART	SEE CHART	CABLE GUIDE FOR FLRS SERIES ONLY

RELEASE TO GSM EC NO: IPG2013-0637 DRWN: MCHOJECK 2013/03/26 CH'KD: JM APPR: JFMURPHY 2013/12/26		DESCRIPTION	QUALITY SYMBOLS <div>▽=0</div> <div>▽C=0</div>	GENERAL TOLERANCES (UNLESS SPECIFIED)			DIMENSION STYLE INCH / MM		SCALE NTS	DESIGN UNITS INCH	THIRD ANGLE PROJECTION		
					mm	INCH	DRAWN BY MCHOJECK		DATE 2013/03/26		TITLE F SERIES OF RETRACTOR WITH RATCHET LOCK AND SAFETY LOCK MECHANISM		
				4 PLACES	±---	±---	CHECKED BY JM		DATE 2013/03/26				
				3 PLACES	±---	±---	APPROVED BY JFMURPHY		DATE 2013/12/26				
				2 PLACES	±---	±---							
				1 PLACE	±---	±---	MATERIAL NO. SEE TABLE		DOCUMENT NO. SD-130175-006		SHEET NO. 1 OF 1		
A		REV	DRAFT WHERE APPLICABLE MUST REMAIN WITHIN DIMENSIONS			SIZE B	THIS DRAWING CONTAINS INFORMATION THAT IS PROPRIETARY TO MOLEX INCORPORATED AND SHOULD NOT BE USED WITHOUT WRITTEN PERMISSION						

Mouser Electronics

Authorized Distributor

Click to View Pricing, Inventory, Delivery & Lifecycle Information:

Molex:

1301750065