

10

9

8

7

6

5

4

3

2

1

F

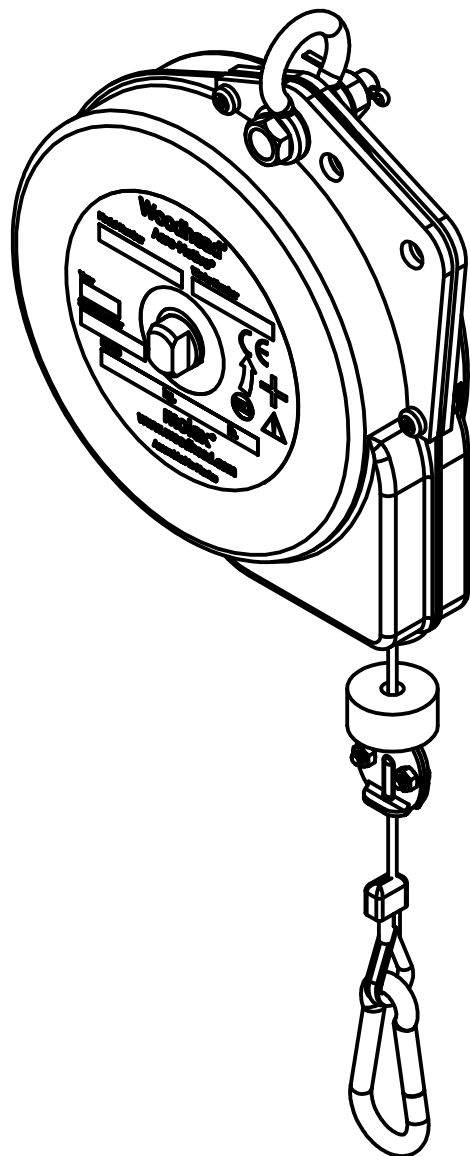
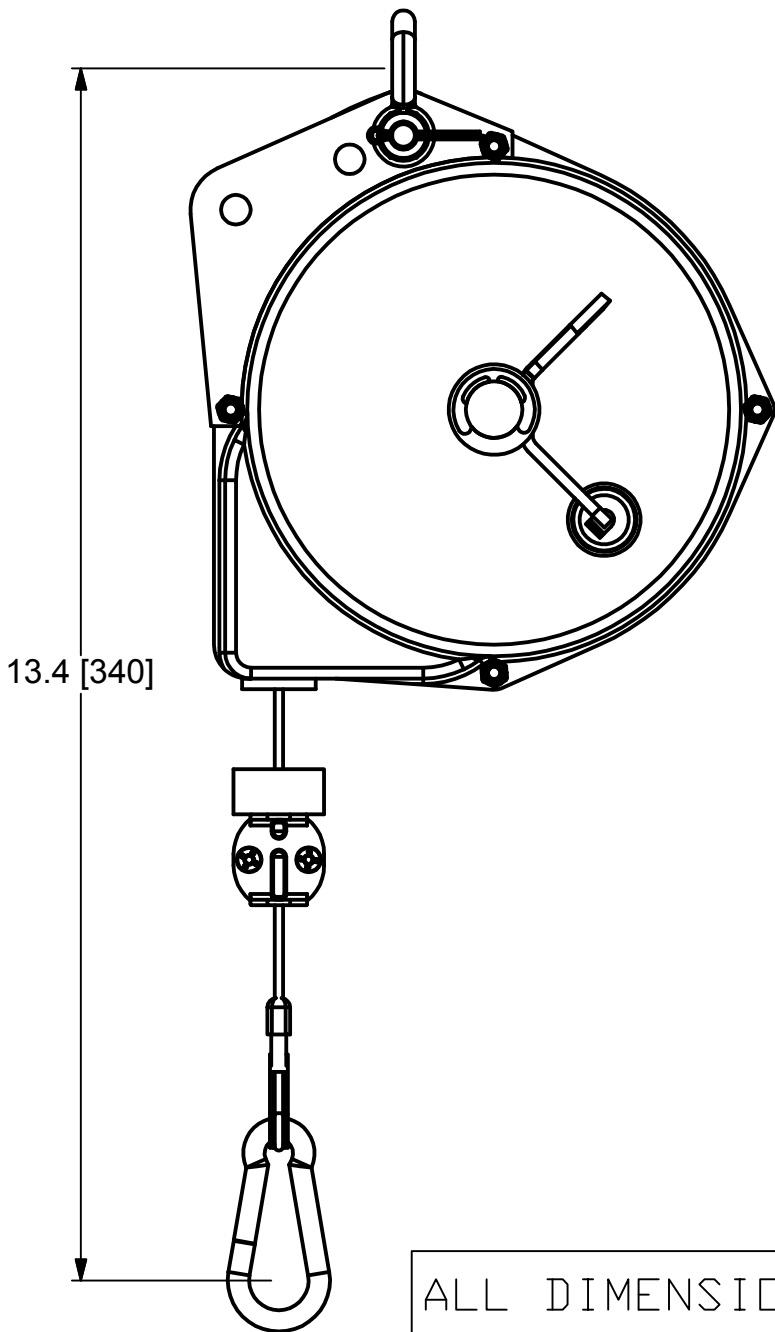
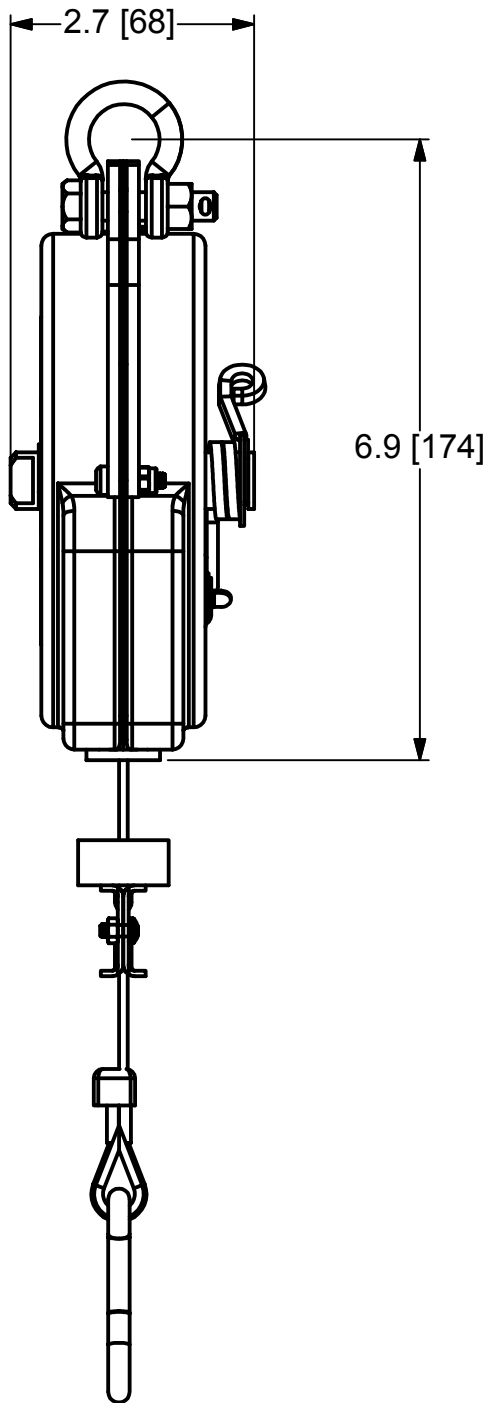
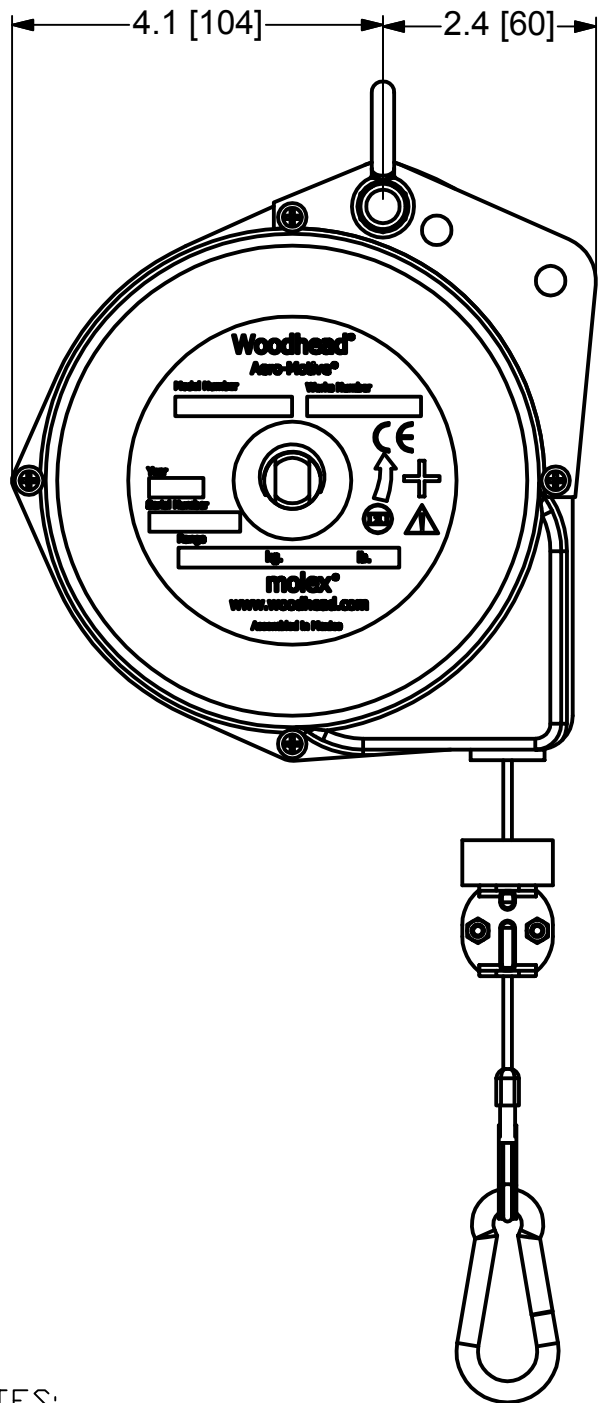
E

D

C

B

A



F

E

D

C

B

A

NOTES:

1. RETRACTORS ARE 100% INSPECTED & PRE-TENSIONED AT FACTORY.
2. STEEL HOUSINGS HAVE A POWDER COATED FINISH TO MEET HARSH INDUSTRIAL ENVIRONMENTS.
3. ALWAYS READ INSTRUCTIONS MANUAL BEFORE USING RETRACTORS.
4. RETRACTORS ARE NOT TO BE USED AS BALANCERS THEIR MAIN PURPOSE BEING TO RETRACT A LOAD AND NOT TO BALANCE ONE.
5. STANDARD RETRACTORS DO NOT COME EQUIPPED WITH A SAFETY CHAIN. IF APPLICATION REQUIRES A SAFETY CHAIN ADD "SC" SUFFIX TO STANDARD PART NUMBER. EXAMPLE 5FSC.
6. WHEN MOUNTING RETRACTOR, ALWAYS MAKE SURE THAT SAFETY PIN WHICH COMES WITH SHACKLE IS INSTALLED & SECURED.

ALL DIMENSIONS ARE FOR REFERENCE ONLY.

RELEASE TO SALES EC NO: WNA2009-0423 DRWN: RHOTCA CH'KD: DT APPR: DTITUS B		9/17/09 2009/09/17 2009/09/25	DESCRIPTION	QUALITY SYMBOLS <div>▽=0</div> <div>▽C=0</div>	GENERAL TOLERANCES (UNLESS SPECIFIED)			DIMENSION STYLE IN/MM		SCALE NTS	DESIGN UNITS INCH	<div>THIRD ANGLE PROJECTION</div>	
						mm	INCH	DRAWN BY RH	DATE 2009/02/19	5F SERIES RETRACTORS AERO-MOTIVE <div>MOLEX</div> MOLEX INCORPORATED			
					4 PLACES	±NA	±NA	CHECKED BY DT	DATE 2009/02/19				
					3 PLACES	±NA	±NA	APPROVED BY DTITUS	DATE 2009/09/24				DOCUMENT NO. SD-130175-001
					2 PLACES	±NA	±.05	MATERIAL NO. SEE TABLE					
					1 PLACE	±2.5	±.1						
					ANGULAR ±1°								
					DRAFT WHERE APPLICABLE MUST REMAIN WITHIN DIMENSIONS								
								SIZE B	THIS DRAWING CONTAINS INFORMATION THAT IS PROPRIETARY TO MOLEX INCORPORATED AND SHOULD NOT BE USED WITHOUT WRITTEN PERMISSION				

10

9

8

7

6

5

4

3

2

1

Mouser Electronics

Authorized Distributor

Click to View Pricing, Inventory, Delivery & Lifecycle Information:

Molex:

1301750014 5F