

FACE VIEW-FEMALE	FACE VIEW-MALE
1 BLACK 2 GREEN 3 RED 4 WHITE	1 BLACK 2 GREEN 3 RED 4 WHITE

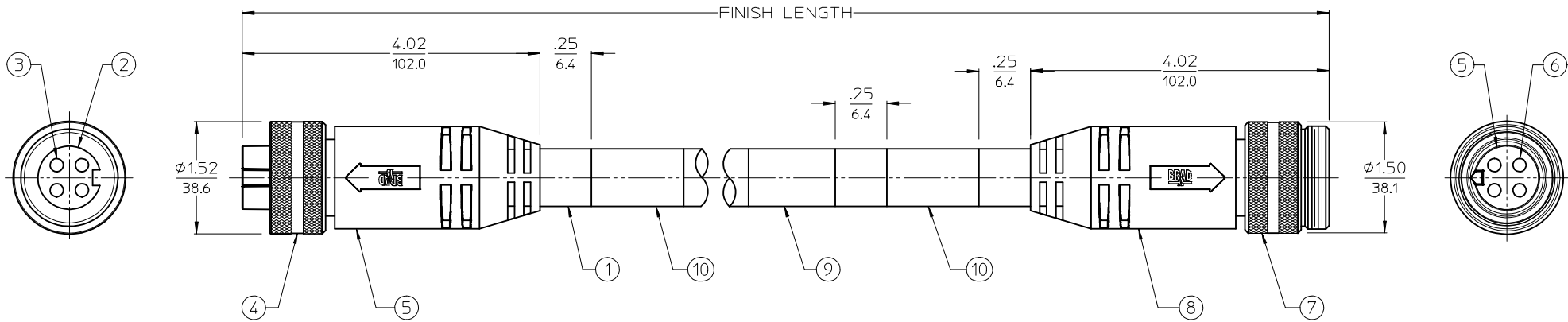
PART NUMBER LEGEND

CC4030A70M010G

CABLE TYPE
10/4 PVC GRAY ST00W

OVERMOLD COLOR:
BLANK = GRAY
G = BLACK

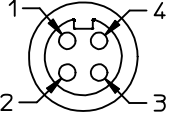
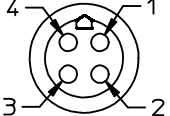
FINISHED LENGTH:
M005= 0.5 METER
M010= 1 METER
M100= 10 METER



- NOTES:
1. MATERIAL: SEE TABLE
 2. FINISHES: SEE TABLE
 3. ELECTRICAL SPECIFICATIONS
VOLTAGE RATING: 600V
CURRENT RATING: 25 AMPS
 4. PROTECTION: IP67 (WHEN MATED)
 5. TEMP RANGE: -20°C TO +105°C
 6. COUPLING THREAD: 1 3/8-16
 7. DIMS SHOWN ARE FOR REFERENCE ONLY
UNLESS OTHERWISE NOTED

10	WARNING LABEL	VINYL	BLACK/ORANGE
9	PRODUCT LABEL	VINYL	BLACK/YELLOW
8	OVERMOLDS	PVC	SEE P/N LEGEND
7	MALE COUPLING	ALUMINUM	CLEAR ANNODIZED
6	CONTACT PIN	Cu ALLOY	GOLD PLATED
5	MALE INSERT, 4P	PVC	BLACK
4	FEMALE COUPLING	ALUMINUM	CLEAR ANNODIZED
3	CONTACT SOCKET	Cu ALLOY	GOLD PLATED
2	FEMALE INSERT, 4C	PVC	BLACK
1	CABLE, #10/4 ST00W, HI-FLEX	PVC JACKET	GRAY/BLACK STRIPE
ITEM	DESCRIPTION	MATERIAL	FINISH

RELEASED EC NO: IPG2017-0648 DRAWN BY: RSTONE 2017/01/04 CHKD BY: ZIELINSKI 2017/01/20 APPR: BWOODMAN 2017/01/18 REV: A	DESCRIPTION	QUALITY SYMBOLS ▽=0 ▽=0	GENERAL TOLERANCES (UNLESS SPECIFIED)		DIMENSION STYLE IN/MM		SCALE 1:1	DESIGN UNITS INCH	THIRD ANGLE PROJECTION			
				mm	INCH	DRAWN BY RSTONE	DATE 2017/01/04	TITLE QUICK CHANGE ASSEMBLY MALE/FEMALE ST/ST 10 AWG, HI-FLEX molex DOCUMENT NO. SD-130064-021 SHEET NO. 1 OF 1				
			4 PLACES	± ---	± ---	CHECKED BY M ZIELINSKI	DATE 2017/01/20					
			3 PLACES	± ---	± ---	APPROVED BY BWOODMAN	DATE 2017/01/18					
			2 PLACES	± ---	± ---	MATERIAL NO. -						
			1 PLACE	± ---	± ---	DRAFT WHERE APPLICABLE MUST REMAIN WITHIN DIMENSIONS						
			0 PLACE	± ---	± ---	ANGULAR ± --- °		SIZE C		THIS DRAWING CONTAINS INFORMATION THAT IS PROPRIETARY TO MOLEX INCORPORATED AND SHOULD NOT BE USED WITHOUT WRITTEN PERMISSION		

FACE VIEW-FEMALE	FACE VIEW-MALE
	
1 BLACK 2 GREEN 3 RED 4 WHITE	1 BLACK 2 GREEN 3 RED 4 WHITE

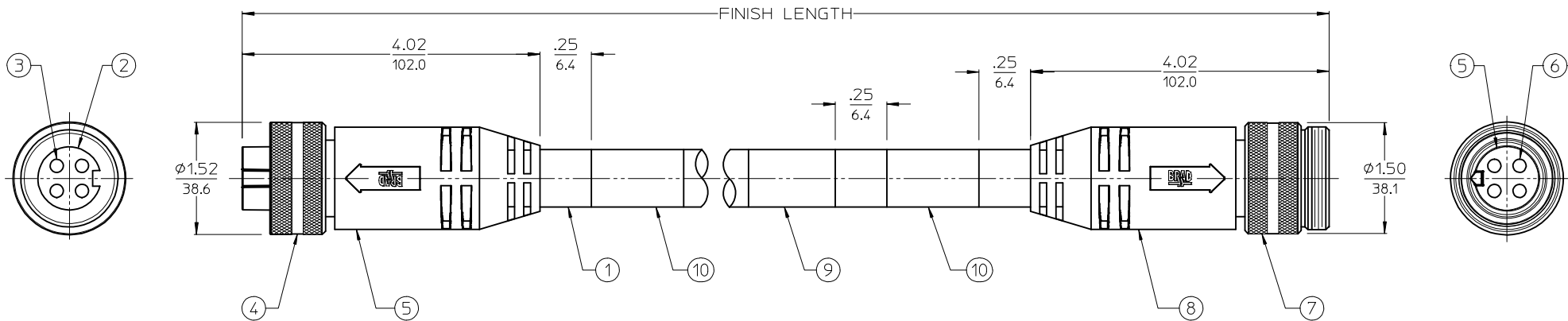
PART NUMBER LEGEND

CC4030A70M010G

CABLE TYPE
10/4 PVC GRAY ST00W

OVERMOLD COLOR:
BLANK = GRAY
G = BLACK

FINISHED LENGTH:
M005= 0.5 METER
M010= 1 METER
M100= 10 METER



- NOTES:
1. MATERIAL: SEE TABLE
 2. FINISHES: SEE TABLE
 3. ELECTRICAL SPECIFICATIONS
VOLTAGE RATING: 600V
CURRENT RATING: 25 AMPS
 4. PROTECTION: IP67 (WHEN MATED)
 5. TEMP RANGE: -20°C TO +105°C
 6. COUPLING THREAD: 1 3/8-16
 7. DIMS SHOWN ARE FOR REFERENCE ONLY
UNLESS OTHERWISE NOTED

10	WARNING LABEL	VINYL	BLACK/ORANGE
9	PRODUCT LABEL	VINYL	BLACK/YELLOW
8	OVERMOLDS	PVC	SEE P/N LEGEND
7	MALE COUPLING	ALUMINUM	CLEAR ANNODIZED
6	CONTACT PIN	Cu ALLOY	GOLD PLATED
5	MALE INSERT, 4P	PVC	BLACK
4	FEMALE COUPLING	ALUMINUM	CLEAR ANNODIZED
3	CONTACT SOCKET	Cu ALLOY	GOLD PLATED
2	FEMALE INSERT, 4C	PVC	BLACK
1	CABLE, #10/4 ST00W, HI-FLEX	PVC JACKET	GRAY/BLACK STRIPE
ITEM	DESCRIPTION	MATERIAL	FINISH

RELEASED EC NO: IPG2017-0648 DRAWNR:STONE 2017/01/04 CHKDM: ZIELINSKI 2017/01/20 APPR:BMWOODMAN 2017/01/18 REV A	DESCRIPTION	QUALITY SYMBOLS ▽=0 ▽=0	GENERAL TOLERANCES (UNLESS SPECIFIED)		DIMENSION STYLE IN/MM		SCALE 1:1	DESIGN UNITS INCH	THIRD ANGLE PROJECTION			
				mm	INCH	DRAWN BY RSTONE	DATE 2017/01/04	TITLE QUICK CHANGE ASSEMBLY MALE/FEMALE ST/ST 10 AWG, HI-FLEX molex DOCUMENT NO. SD-130064-021 SHEET NO. 1 OF 1				
			4 PLACES	± ---	± ---	CHECKED BY M ZIELINSKI	DATE 2017/01/20					
			3 PLACES	± ---	± ---	APPROVED BY BWOODMAN	DATE 2017/01/18					
			2 PLACES	± ---	± ---	MATERIAL NO. -						
			1 PLACE	± ---	± ---	DRAFT WHERE APPLICABLE MUST REMAIN WITHIN DIMENSIONS						
			0 PLACE	± ---	± ---	ANGULAR ± --- °						
			DRAFT WHERE APPLICABLE MUST REMAIN WITHIN DIMENSIONS		SIZE C		THIS DRAWING CONTAINS INFORMATION THAT IS PROPRIETARY TO MOLEX INCORPORATED AND SHOULD NOT BE USED WITHOUT WRITTEN PERMISSION					

Mouser Electronics

Authorized Distributor

Click to View Pricing, Inventory, Delivery & Lifecycle Information:

Molex:

1300640407