

6

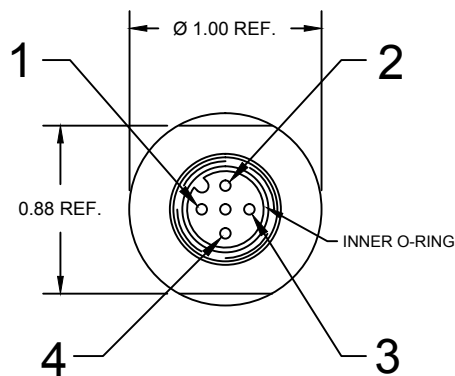
5

4

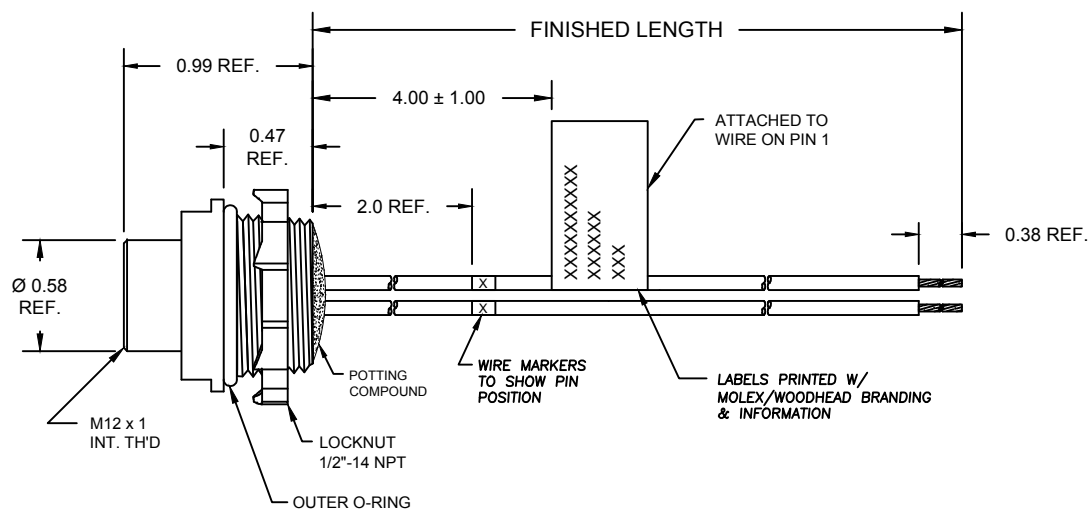
3

2

1



FACE VIEW - FEMALE



(B)  
**8R4000AB1MXXXN**

FINISHED LENGTH  
M010 - 1 METER  
M100 - 10 METER

1	BLUE/YELLOW
2	BLUE/YELLOW
3	WHITE/BLUE
4	BLUE/YELLOW



**SPECIFICATIONS:**

SHELL MATERIAL: NICKEL PLATED ZINC DIECAST  
CONTACT MATERIAL: GOLD/NICKEL OVER COPPER ALLOY  
INSERT MATERIAL: BLACK NYLON  
INNER O-RING: RED NITRILE  
LOCKNUT: ZINC-PLATED STEEL  
OUTER O-RING: BLACK NITRILE

WIRES: #18-1, PVC LEADS  
ASSEMBLY RATING: 250V, 4A

ENVIRONMENTAL: -20°C TO 105°C  
IP67 WHEN MATED

AGENCY: UL LISTED

ADD P/N MATRIX EC NO: IGC2017-0064 DRWN: MZELINS 2016/07/19 CHKD: VOU 2016/07/19 APPR: BWOODMAN 2012/03/20		DESCRIPTION	QUALITY SYMBOLS <div>▽=0</div> <div>▽C=0</div>	GENERAL TOLERANCES (UNLESS SPECIFIED)			DIMENSION STYLE INCH ONLY		SCALE 1:1	DESIGN UNITS INCH	 THIRD ANGLE PROJECTION	
					mm	INCH	DRAWN BY VOU	DATE 2011/01/27	TITLE M12 MICRO-CHANGE RECEPT 4P F/FR 1/2 NPT MOUNT #18-1 PVC WIRES			
				4 PLACES	±---	±---	CHECKED BY LHARTMAN	DATE 2012/02/17				
				3 PLACES	±---	±.005	APPROVED BY JFMURPHY	DATE 2012/03/20				 MOLEX INCORPORATED
				2 PLACES	±---	±.010	MATERIAL NO. SEE CHART					
				1 PLACE	±---	±.020						
				ANGULAR ±1/2°			DOCUMENT NO. SD-120070-026		SHEET NO. 1 OF 1			
				DRAFT WHERE APPLICABLE MUST REMAIN WITHIN DIMENSIONS			THIS DRAWING CONTAINS INFORMATION THAT IS PROPRIETARY TO MOLEX INCORPORATED AND SHOULD NOT BE USED WITHOUT WRITTEN PERMISSION					
B	REV											

6

5

4

3

2

1

# Mouser Electronics

Authorized Distributor

Click to View Pricing, Inventory, Delivery & Lifecycle Information:

Molex:

1200700433