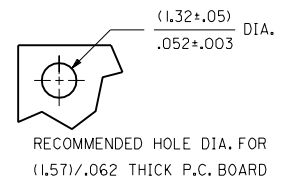
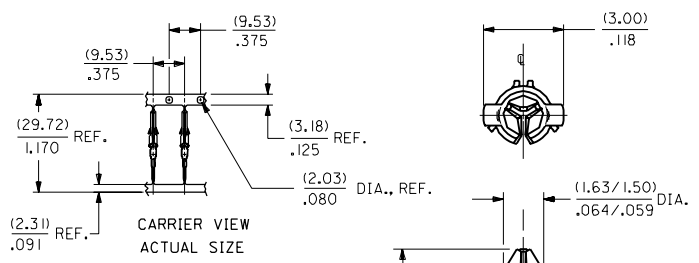


PART NO.	ENG. NO.
02-06-8103	1778-P(913)1L
02-06-6123	1778-(563)1L
02-06-6122	1778-(568)1L
02-06-6121	1778-(575)1L
02-06-8104	1778-(P913)



LEGEND

1778-(****)*-*

P=PREPLATE
BLANK=POSTPLATE
FINISH CODE

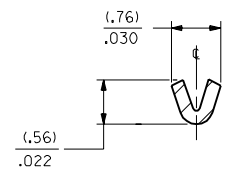
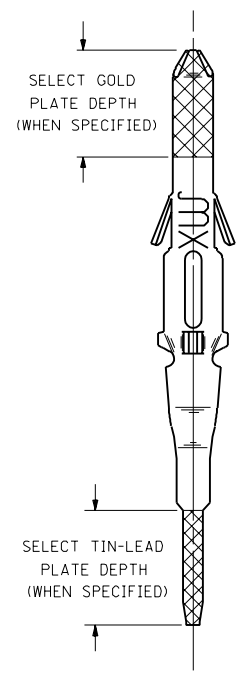
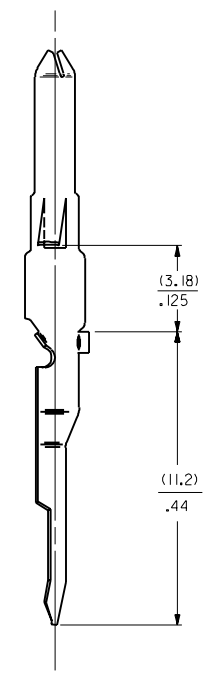
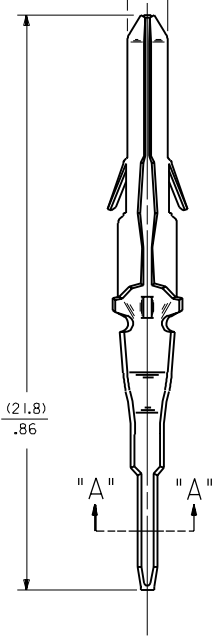
MATERIAL
BLANK=MAT'L. NOTE 1
FORM
L=LOOSE

NOTES:

1. TERMINAL FOR USE WITH (1.57)/.062 SERIES HOUSINGS.
2. THIS PART CONFORMS TO PRODUCT SPEC. 02-06.

FINISH CODES:

- 913 HOT TIN-LEAD DIP (.00254)/.000100 MIN.
- 568 SELECT GOLD PLATE (.00051)/.000020 MIN. IN CONTACT AREA,
SELECT TIN-LEAD (.00508)/.000200 MIN. IN TAIL AREA,
OVER (.00076)/.000030 MIN. NICKEL OVERALL.
- 575 SELECT GOLD PLATE (.00127)/.000050 MIN. IN CONTACT AREA,
SELECT TIN-LEAD (.00127)/.000050 MIN. IN TAIL AREA,
OVER (.00127)/.000050 MIN. NICKEL OVERALL.
- 563 SELECT GOLD PLATE (.00076)/.000030 MIN. IN CONTACT AREA,
SELECT TIN-LEAD (.00254)/.000100 MIN. IN TAIL AREA,
OVER (.00127)/.000050 MIN. NICKEL OVERALL.



SECT. "A-A"
SCALE:20X

MATERIAL NOTE:

1. CARTRIDGE BRASS, ALLOY #C26000
(.20)/.008 THICK, EXTRA SPRING TEMPER.

DIMENSIONS SHOWN (METRIC) INCH		TITLE	
UNLESS OTHERWISE SPECIFIED TOLERANCES: ANGULAR ± 1/2°		TERMINAL, MALE (1.57)/.062 DIA. P.C. TAIL TYPE	
3 PLACE ± .010	METRIC ---	SHEET NO. 1 OF 1	
2 PLACE ± .014	± 0.25	DATE 12 / 3 / 87	
1 PLACE ---	± 0.36	U.S.A.	
DRAFT WHERE APPLICABLE MUST REMAIN WITHIN DIMENSIONS		REVISE ONLY ON CAD SYSTEM	
DRWG. BY CEP		PART NO. SD-1778-*	
CHKD. BY RW		LITEL, JLL.	
APP'D. BY RAS		SCALE B : 1	
FILE NAME SD1778X1		DIV. CP	
DWN		SIZE C	

Mouser Electronics

Authorized Distributor

Click to View Pricing, Inventory, Delivery & Lifecycle Information:

[Molex:](#)

[02-06-8104 \(Mouser Reel\)](#) [02-06-8104 \(Cut Strip\)](#)