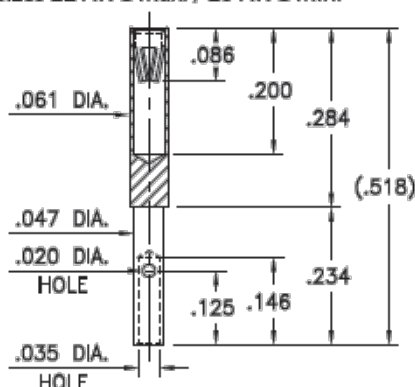


## PRODUCT NUMBER: 0722-0-33-80-47-80-10-0

### 0722-0-33-XX-47-XX-10-0

Wire crimp termination. Accepts wire sizes 22 AWG Max. / 28 AWG Min.



## DESCRIPTION

Wire Termination Receptacle - Crimp Type

### Durability:

1,000 Cycles Minimum

### Current Rating:

4.5 Amps

### Operating Temperature Range:

-55/+125° C (discontinuous)

Accepts .025"-.037" (0,635-0,940mm) diameter leads.

### Mounting Feature:

Wire Mount

### Wire Termination:

Crimp 22-28 AWG

Packaging: 33 - Packaged in Bulk

| Shell Plating | Contact Plating | ROHS |
|---------------|-----------------|------|
|---------------|-----------------|------|

200 - 300  $\mu$ m Tin (matte finish) over Nickel

200 - 300  $\mu$ m Tin (matte finish) over Nickel

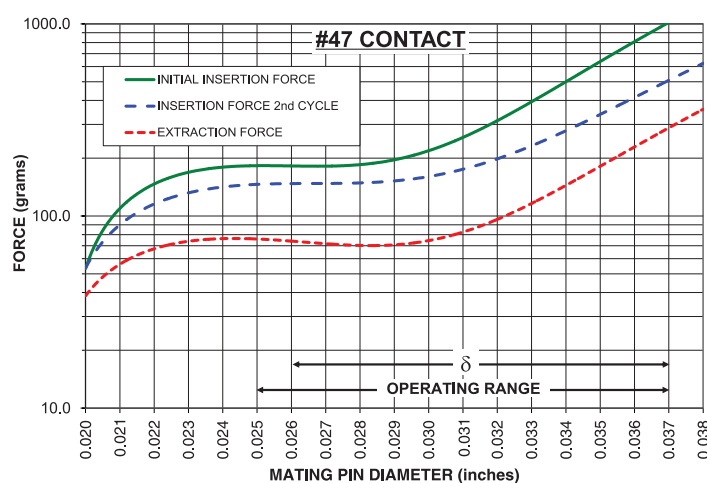
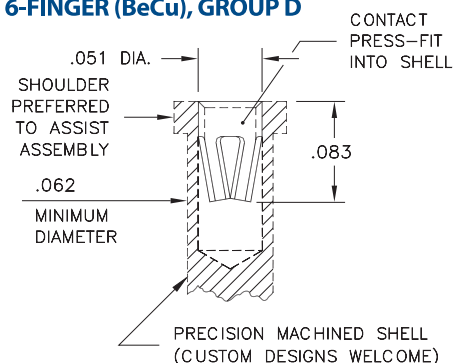


## CONTACT:

### #47 CONTACT

FOR .025"-.037" DIA. & .025" SQ. ( $\delta = .011$ )

6-FINGER (BeCu), GROUP D



The insertion / extraction force characteristics above were derived using a 30 microinch gold-plated contact and polished steel gauge pins having a bullet-shaped tip.

The curves represent typical average values; they are best used to compare the differences between similar size contacts and to guide you in selecting one that is suitable for your application. Your results may vary, so for your specification, we encourage you to obtain complimentary samples for your evaluation.

|                           |                             |                              |                 |
|---------------------------|-----------------------------|------------------------------|-----------------|
| <b>Pin Diameter Range</b> | .025"-.037" (0,635-0,940mm) |                              |                 |
| <b>Material</b>           | Beryllium Copper            | <b>Current Rating (amps)</b> | 4.50            |
| <b>Fingers</b>            | 6                           | <b>Compliance</b>            | .011" (0,279mm) |
| <b>Length</b>             | .080" (2,032mm)             | <b>Group Code</b>            | D               |

## CONTACT MATERIAL:

## BERYLLIUM COPPER ALLOY 172 (UNS C17200) per ASTM B 194

Properties of BERYLLIUM COPPER:


- Chemical composition: Cu 98.1%, Be 1.9%
- Hardness: 36-43 Rockwell C
- Density: .298 lbs/in<sup>3</sup>
- Electrical Conductivity: 22% IACS\*
- Resistance: 10 mΩ Max
- Operating Temperature: -55°C/+125°C
- Melting point: 980°C/865°C (liquidus/solidus)
- Stress Relaxation†: 96% of stress remains after 1,000 hours @ 100 °C; 70% of stress remains after 1,000 hours @ 200 °C

\*International Annealed Copper Standard, i.e. as a % of pure copper.

†Since BeCu loses its spring properties over time at high temperatures; it is rated for continuous use up to 150 °C. For applications up to 300 °C, Mill-Max offers other materials. [Contact Tech Support](#) for more info.

## ADDITIONAL NOTES & SPECIFICATIONS

In the interest of improved design, quality and performance, Mill-Max reserves the right to make changes in its specifications without prior notice. Specifications and tolerances are provided wherever possible. Due to the wide variety of interconnects Mill-Max offers, the specific tolerances vary from product to product. If you need information regarding the tolerance of a particular part, please contact Technical Services.

 © 2020 Mill-Max Mfg. Corp.  
 190 Pine Hollow Rd , Oyster Bay, NY 11771, USA  
 Phone: 516.922.6000

# Mouser Electronics

Authorized Distributor

Click to View Pricing, Inventory, Delivery & Lifecycle Information:

Mill-Max:

0722-0-33-80-47-80-10-0