

# PIN RECEPTACLES

## PIN RECEPTACLES WITH ORGANIC FIBRE PLUG® SOLDER BARRIER (SEE SPECIFIC CONTACT RANGE ON PAGES 250, 251 & 253)

- These through-hole (tubular) receptacles are designed for hand, wave or reflow\* soldering. The **ORGANIC FIBRE PLUG®** barrier prevents solder paste or flux from contaminating the spring contact.
- After soldering, the **OFP®** barrier is pushed out of the receptacle when the device is plugged in.
- All parts are available as discrete receptacles or supplied on carrier tape per EIA-481 to feed industry standard pick and place machines.

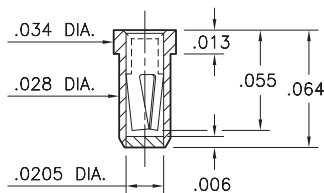
\*Intrusive reflow (also called "pin-in-paste") is a technique of using conventional through-hole components in a reflow soldering process. The receptacles are placed into plated through-holes in the circuit board (solder paste has previously been screen printed on pads adjacent to the holes) and the board is reflowed in the same pass as other SMT components. Solder will fill the plated through-holes and achieve solder joints as reliable as wave soldering. The **OFP®** barrier prevents solder paste from being picked-up inside the contact during pick 'n place assembly. "Overprinting" paste on the solder mask can be used to adjust the volume of paste required to fill each hole.



### 4428

**4428-0-XX-XX-04-XX-10-0**

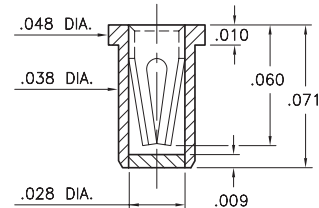
Solder mount in  $\varnothing .032"$  max. PTH  
**#04** Contact for  $\varnothing .008"$  -  $.013"$  pins  
 Also available on 16mm wide carrier tape:  
 See page 194.15 for Tape & Reel details



### 5359

**5359-0-XX-XX-10-XX-10-0**

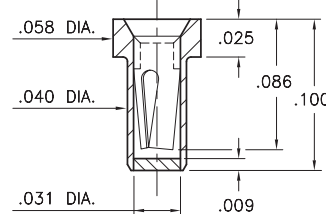
Solder mount in  $\varnothing .043" \pm .003"$  PTH  
**#10** Contact for  $\varnothing .012"$  -  $.017"$  pins  
 Also available on 16mm wide carrier tape:  
 See page 194.15 for Tape & Reel details



### 0577

**0577-0-XX-XX-21-XX-10-0**

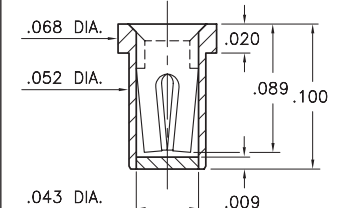
Solder mount in  $\varnothing .045" \pm .003"$  PTH  
**#21** Contact for  $\varnothing .015"$  -  $.022"$  pins  
 Also available on 12mm wide carrier tape:  
 See page 194.15 for Tape & Reel details



### 4015

**4015-0-XX-XX-30-XX-10-0**

Solder mount in  $\varnothing .057" \pm .003"$  PTH  
**#30** Contact for  $\varnothing .015"$  -  $.025"$  pins  
 Also available on 8mm wide carrier tape:  
 See page 194.15 for Tape & Reel details



### SPECIFICATIONS:

**Shell Material:** Brass Alloy 360, 1/2 Hard

**Contact Material:** Beryllium Copper Alloy 172, HT

**Solder Barrier:** Organic Fibre Plug®

**Dimensions:** Inches

**Tolerances On:** Lengths:  $\pm .005$   
 Diameters:  $\pm .002$   
 Angles:  $\pm 2^\circ$



**ORDER CODE:** XXXX - 0 - XX - XX - XX - XX - XX - 0

**BASIC PART #**

**SPECIFY PACKAGING:**

**43** Discrete Receptacles

**67** Supplied on 13" Reels

**SPECIFY SHELL FINISH:**

**01** 200  $\mu$ " TIN/LEAD OVER NICKEL

◆ **80** 200  $\mu$ " TIN OVER NICKEL (RoHS)

**SPECIFY CONTACT FINISH:**

◆ **27** 30  $\mu$ " GOLD OVER NICKEL (RoHS)

**02** 100  $\mu$ " TIN/LEAD OVER NICKEL

◆ **84** 100  $\mu$ " TIN OVER NICKEL (RoHS)

**CONTACT:**

**#04, #10, #21 or #30** CONTACT (DATA ON PAGES 250, 251 & 253)



Mill-Max Mfg. Corp. • 190 Pine Hollow Road, P.O. Box 300, Oyster Bay, NY 11771 • 516-922-6000 • Fax: 516-922-9253 • www.mill-max.com

# Mouser Electronics

Authorized Distributor

Click to View Pricing, Inventory, Delivery & Lifecycle Information:

Mill-Max:

[4015-0-43-80-30-27-10-0](#) [4015-0-15-15-30-14-10-0](#) [4015-0-15-01-30-14-10-0](#) [4015-0-15-80-30-14-10-0](#)