

# Serial Flash PROTO™

## Manual

*All Mikroelektronika's development systems feature a large number of peripheral modules expanding microcontroller's range of application and making the process of program testing easier. In addition to these modules, it is also possible to use numerous additional modules linked to the development system through the I/O port connectors. Some of these additional modules can operate as stand-alone devices without being connected to the microcontroller.*

# Additional Board



SOFTWARE AND HARDWARE SOLUTIONS FOR EMBEDDED WORLD ...making it simple

# Serial Flash PROTO

The Serial Flash PROTO additional board features 8Mbit flash memory that can be used by the microcontroller or some other device.

## Key features:

- SPI communication;
- 75Mhz (max) clock signal;
- 3.3V DC power supply voltage; and
- low power consumption.




Figure 1: Serial Flash PROTO



Figure 2: Back side of Serial Flash PROTO

## How to connect the board?

The Serial Flash PROTO board is connected to other devices via the Serial Peripheral Interface (SPI). Connection is established via a 1x7 connector CN1 provided on the additional board. Next to the CN1 connector, there are designations indicating the function of pins provided on the additional board.

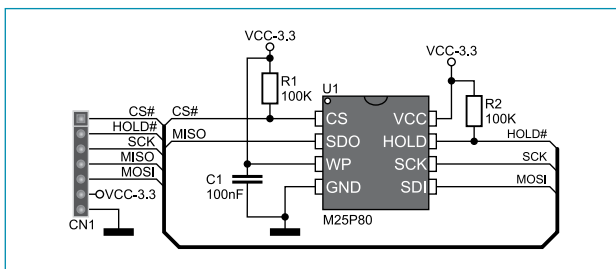


Figure 3: Additional board schematic

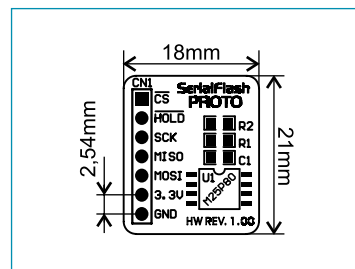


Figure 4: Dimensions of the board

The function of pins provided on the Serial Flash PROTO board:

- CS - Chip select
- HOLD - Hold
- SCK - Serial Clock
- MISO - Serial Data output
- MOSI - Serial Data input
- VCC-3.3 - 3.3V power supply voltage
- GND - Ground





SOFTWARE AND HARDWARE SOLUTIONS FOR EMBEDDED WORLD ...making it simple

If you want to learn more about our products, please visit our website at [www.mikroe.com](http://www.mikroe.com)

If you are experiencing some problems with any of our products or just need additional information, please place your ticket at [www.mikroe.com/en/support](http://www.mikroe.com/en/support)

If you have any questions, comments or business proposals, do not hesitate to contact us at [office@mikroe.com](mailto:office@mikroe.com)

# Mouser Electronics

Authorized Distributor

Click to View Pricing, Inventory, Delivery & Lifecycle Information:

Mikroe:

MIKROE-480