

EasyConnect™

Manual

All Mikroelektronika's development systems feature a large number of peripheral modules expanding microcontroller's range of application and making the process of program testing easier. In addition to these modules, it is also possible to use numerous additional modules linked to the development system through the I/O port connectors. Some of these additional modules can operate as stand-alone devices without being connected to the microcontroller.

Additional Board



SOFTWARE AND HARDWARE SOLUTIONS FOR EMBEDDED WORLD ...making it simple

EasyConnect Additional Board

The *EasyConnect* additional board provides an easy access to the microcontroller pins via a screw terminal provided on the board. The additional board is connected to some of the ports of the development system via a 2x5 female connector CN1.



Figure 1: *EasyConnect* additional board




Figure 2: *EasyConnect* additional board's bottom view




Figure 3: *EasyConnect* connected to a development system




Figure 4: Screw terminal in use

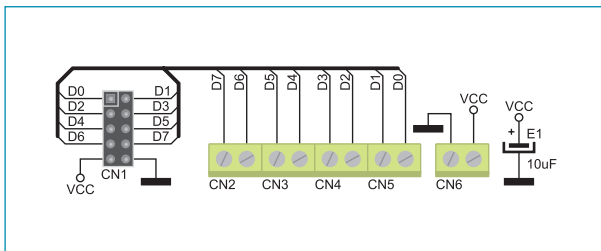


Figure 5: EasyConnect board connection schematic



SOFTWARE AND HARDWARE SOLUTIONS FOR EMBEDDED WORLD ...making it simple

If you want to learn more about our products, please visit our website at www.mikroe.com

If you are experiencing some problems with any of our products or just need additional information, please place your ticket at www.mikroe.com/en/support

If you have any questions, comments or business proposals, do not hesitate to contact us at office@mikroe.com

Mouser Electronics

Authorized Distributor

Click to View Pricing, Inventory, Delivery & Lifecycle Information:

Mikroe:

[MIKROE-128](#)